



# SCHEDULED CASTES SUB PLAN

## 2018-19

GOVERNMENT OF PUNJAB  
DEPARTMENT OF WELFARE OF SCHEDULED CASTES,  
BACKWARD CLASSES AND MINORITIES  
DIRECTORATE OF SCHEDULED CASTES SUB PLAN

(FOR OFFICAL USE ONLY)

# SCHEDULED CASTES SUB PLAN

## 2018-19



GOVERNMENT OF PUNJAB  
DEPARTMENT OF WELFARE OF SCHEDULED CASTES,  
BACKWARD CLASSES AND MINORITIES  
DIRECTORATE OF SCHEDULED CASTES SUB PLAN

(Website: [www.welfarepunjab.gov.in](http://www.welfarepunjab.gov.in))

# SCHEDULED CASTES SUB PLAN 2018-19

## PART-I

### WRITE UP

	<b>Contents</b>	<b>Page</b>
<b>Chapter - I</b>	Introduction	1-13
<b>Chapter - II</b>	Scheduled Castes Sub Plan	14-29
<b>Chapter - III</b>	Exclusive schemes for Scheduled Castes	30-43
<b>Chapter - IV</b>	Special Central Assistance (SCA) Programme	44-59
<b>Chapter - V</b>	20 Point Programme (SC Families Assisted)	60-62
<b>Chapter - VI</b>	Empowerment of Scheduled Caste Women/Girls	63-65
	SCSP at a Glance	66
	<b>PART-II</b>	
	<b>STATEMENTS</b>	
	<b>Contents</b>	
<b>Statement - I</b>	Subhead-wise Estimates and Expenditure	67
<b>Statement-II</b>	Scheme-wise Estimates and Expenditure	68-104
<b>Statement-III</b>	Physical Targets and Achievements	105-108
<b>Statement-IV</b>	Subhead-wise Allocation, Expenditure, Achievements and Physical Targets (SCA)	109
<b>Statement-V</b>	Scheme-wise Allocation and Expenditure (SCA)	110-112
<b>Statement-VI</b>	Physical Targets and Achievements (SCA)	113-114
<b>Statement-VII</b>	20 Point Programme (SC families assisted)	115-117
<b>Statement- VIII</b>	Scheme-wise Estimates and Expenditure (Women Component)	118-121
<b>Statement- IX</b>	Schemes Having SCSP Component from 50% to less than 100%	122-127
<b>Statement- X</b>	Exclusive schemes meant for benefit of Scheduled Castes	128-130
	<b>PART-III</b>	
	<b>BASIC DATA FOR SCs IN PUNJAB</b>	131-148
	<b>PART-IV</b>	
	<b>GUIDELINES AND NOTIFICATIONS</b>	149-176

**PART – I**

**WRITE UP**

## **CHAPTER – I**

### **INTRODUCTION**

As per Census-2011, the State of Punjab, has the highest percentage of SC population amongst all the States of the Country. The SC population in the State is 88.60 lac which is 31.94% of the total population (277.43 lac) of the State as against 16.6% SC population of the Country. Punjab accounts for 2.3% of total population and 4.3% of SC population of the Country. The decennial growth rate of SC population in the State during the period (2001-2011) was 26.06% as compared to 13.89% for the State as a whole.

**1.2** The SC population in the State is predominantly rural by residence. As per Census 2011, 73.33% SC people live in the rural area, whereas, 26.67% SC people reside in the urban area of the State. Out of the 22 districts, 14 districts in Punjab have 30% or more SC population. These districts are Saheed Bhagat Singh Nagar (42.51%), Sri Muktsar Sahib (42.31%), Ferozpur including Fazilka (42.17%), Jalandhar (38.95%), Faridkot (38.92%), Moga (36.50%), Hoshiarpur (35.14%), Kapurthala (33.94%), Tarn Taran (33.71%), Mansa (33.63%), Bathinda (32.44%), Barnala (32.24%), Fatehgarh Sahib (32.07%) and Amritsar (30.95%).

**1.3** As per Census-2011, literacy rate among SCs is 64.81% as compared to total literacy rate of 75.84% of the State and 73.00% of the Country as a whole. The female literacy rate of SCs at 58.39% of the State also lags behind that of total 70.73% of the State. However, it is better than the SC female literacy rate at 56.46% of the Country. The SC male literacy rate at 70.66% of the State is also lower than the total male literacy rate of 80.44% of the State.

**1.4** The Gross Enrolment Ratio (GER) (2015-16) for SC students in Punjab Schools is higher upto Elementary Level (103.28) but lower at Secondary (86.74) and Higher Secondary (60.51) levels than the GER (2015-16) for total students vis-à-vis respective levels. As regards Annual Average Drop-out Rate (2014-15) for SC students in Punjab Schools, the situation is entirely reverse as

this rate is lower upto Elementary Level (1.70) but higher at Secondary (12.88) and Class XI-XII (9.96) levels than the Annual Average Drop-out Rate (2014-15) for total students vis-à-vis respective levels.

**1.5** The Gross Enrolment Ratio (GER) in higher education (18-23 years) in the State for SC students is lower than the state GER for all students and also the national GER for SC students. As per All India Survey on Higher Education (2015-16), published in 2016 by Department of Higher Education, Ministry of Human Resource Development, GoI, the GER in higher education in the State for all students is 27.0% and for Scheduled Caste students is 18.0% as compared to the national GER of 24.5% for all students and national GER of 19.9% for SC students.

**1.6** Out of total SC population, SC labour force constitutes 35.88%, comprising 79.20% and 20.80% main and marginal workers respectively. The majority of these are agricultural labourers or are engaged in low wage and arduous occupation. Out of total 31,79,438 SC workers (main and marginal), 25,03,875 (79%) are male workers and 6,75,563 (21%) are female workers.

**1.7** Out of total 12,168 inhabited villages in the State, 57 villages have 100% SC population and 4,799 (39.44%) villages have 40% or more SC population. 2800 (23.01%) villages have 50% or more SC population. The detail regarding these villages/towns is available on the Website [www.welfarepunjab.gov.in](http://www.welfarepunjab.gov.in) under link 'Directorate of SCSP'.

**1.8** As per Census-2011, SC households are 18.67 lac which is 34.51% of total households (54.10 lac) in Punjab State and 4.22% of total 442.27 lac SC households in the Country. Out of total households (54.10 lac), 3.60 lac (6.65%) households are residing in dilapidated houses, including 2.13 lac SC households (59.27%).

**1.9** There are 39 castes in the list of Scheduled Castes (under Article 341 of the Constitution) in the State. As per Census-2011, the caste-wise

population and literacy data of SC community is available at Table-12 and Table-13 respectively, at Part-III of this document.

**1.10** As per Census-2011, there are 6.54 lac disabled persons in the State, out of which 2.33 lac (35.63%) persons belong to SC community that forms 2.63% of the total SC population.

**1.11** As per National Family Health Survey (NFHS-4, 2015-16), the infant mortality rate in Punjab is 29 deaths before the age of one year per 1000 live births, whereas it is 40 deaths per 1000 live births for Scheduled Castes. The infant mortality rate for Scheduled Castes is almost twice as compared with the infant mortality rate for other backward class children (21 deaths per 1000 live births) and for those children who are not from Scheduled Castes or other backward classes (22 deaths per 1000 live births). The prevalence of anaemia (low levels of haemoglobin in the blood) has been found quite high amongst all population groups in Punjab. More than half of women (53.5%) aged between 15-49 years have anaemia and 56.6% children aged between 6-59 months are anaemic, whereas 56.9% Scheduled Caste women and 60% Scheduled Caste children from the same age groups are anaemic.

**1.12** As per survey conducted by the Department of Rural Development and Panchayats for rural areas in 2002 and the State Urban Development Agency (SUDA) in urban areas in 2004, out of total 5.23 lac families living below the poverty line, 3.21 lac families (61.38%) belong to Scheduled Castes. Since the lists of these SC BPL families have almost exhausted, after a decade period, the concerned departments/agencies are finding it very difficult to utilize the funds received from GOI/State Govt. for BPL SC families. On the other hand, the Ministry of Rural Development & Panchayats, GOI has not released the list of BPL SCs for the States on the basis of Socio Economic and Caste Census (SECC)-2011 as yet. State Government, on the advice of the Ministry of Social Justice & Empowerment (MoSJE), GoI, has enhanced annual income limit for BPL families covered under SCA Programme from ₹20,000/- to ₹67,649 for rural area and from ₹27,500 to ₹88,756

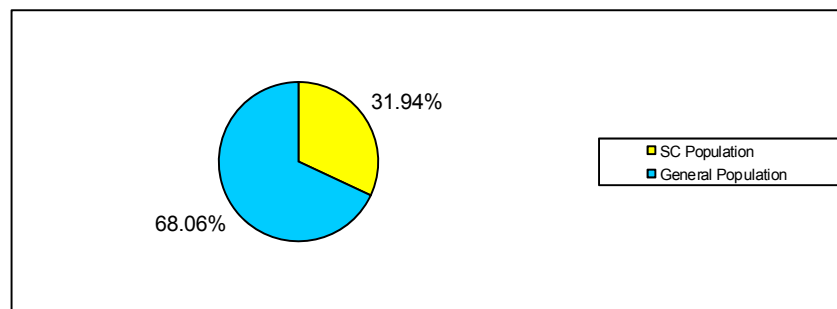
for urban area (for bankable and non bankable schemes), on the basis of the figures regarding per capita income of the States released by the erstwhile Planning Commission in June, 2014.

**1.13** As per Agricultural Census 2010-11, number of operational holdings with SCs are 63,480 spreading over an area of 1,26,966 hectares comprising 6.02% and 3.20% of the total land holdings and area of the State, respectively. Major bulk (85.54%) of these holdings are unviable being less than the size of 4 hectares.

**1.14** The comparative demographic detail of SCs is given below:-

### Scheduled Castes Population

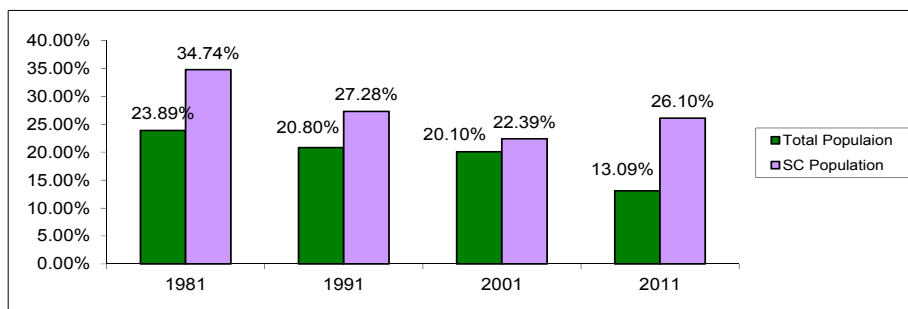
**Total Population :** 277.43 lac  
**SC Population :** 88.60 lac (31.94%)  
**General Population :** 188.83 lac (68.06%)



(Source: Census 2011)

### Decennial growth rate of SC Population

Decade	Total	SCs
1971-1981	23.89%	34.74%
1981-1991	20.80%	27.28%
1991-2001	20.10%	22.39%
2001-2011	13.89%	26.06%

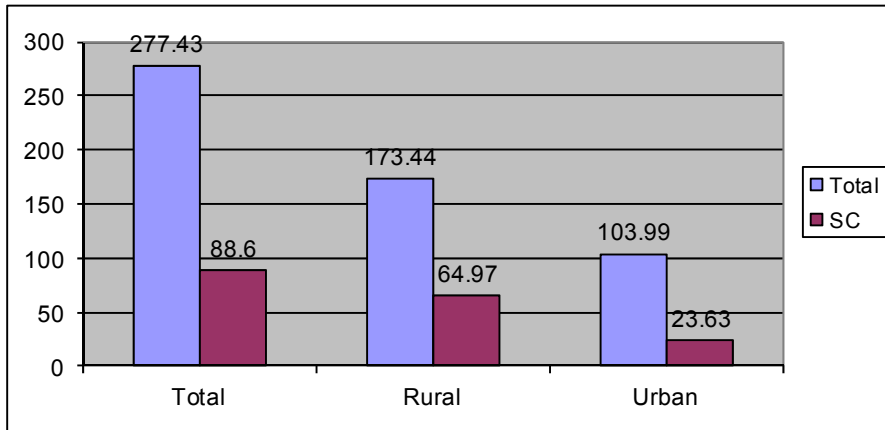


(Source: Census 2011)



### Total, Rural and Urban SC population

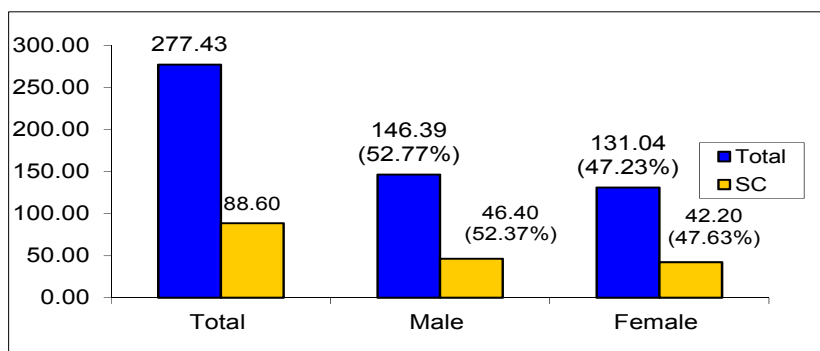
	Total	SCs
<b>Total</b>	277.43 lac	88.60 lac
<b>Rural</b>	173.44 (62.52%)	64.97 (73.33%)
<b>Urban</b>	103.99 (37.48%)	23.63 (26.67%)



(Source: Census 2011)

### Total and sex-wise SC population

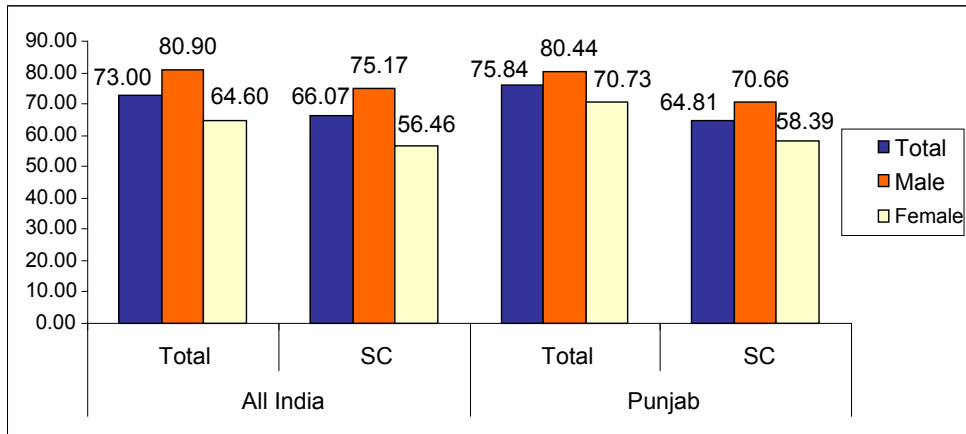
	Total	SCs
<b>Total</b>	277.43 lac	88.60 lac
<b>Male</b>	146.39 (52.77%)	46.40 (52.37%)
<b>Female</b>	131.04 (47.23%)	42.20 (47.63%)



(Source: Census 2011)

**Total and sex-wise literacy rate of SC Population (in %age)**

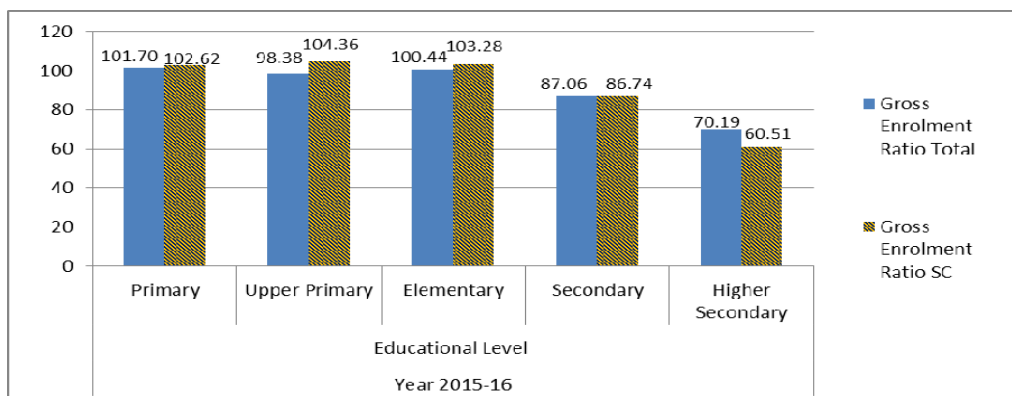
	All India		Punjab	
	Total	SCs	Total	SCs
Total	73.00	66.07	75.84	64.81
Male	80.90	75.17	80.44	70.66
Female	64.60	56.46	70.73	58.39



(Source: Census 2011)

**Gross Enrolment Ratio by Educational Level (School Education) in Punjab**

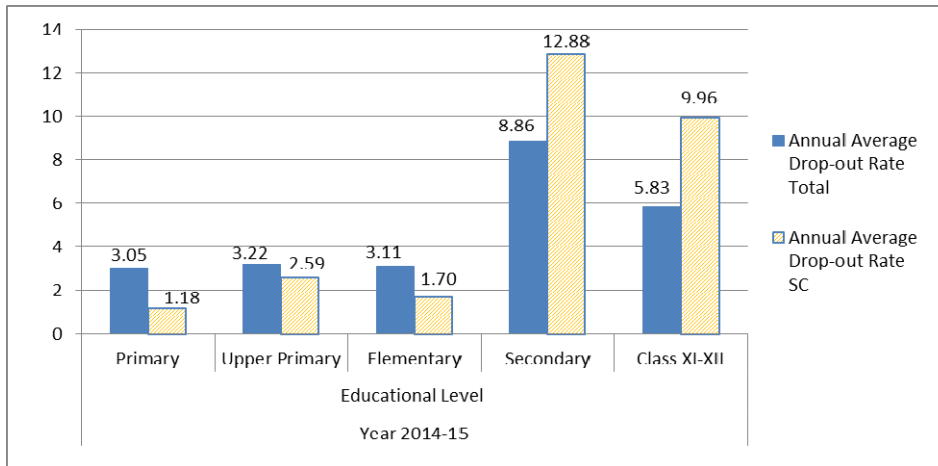
Students	Educational Level				
	Primary	Upper Primary	Elementary	Secondary	Higher Secondary
Total	101.70	98.38	100.44	87.06	70.19
SC	102.62	104.36	103.28	86.74	60.51



{Source: School Education in India (Flash Statistics), District Information System for Education (DISE) 2015-16}

**Annual Average Dropout Rate by Educational Level (School Education) in Punjab**

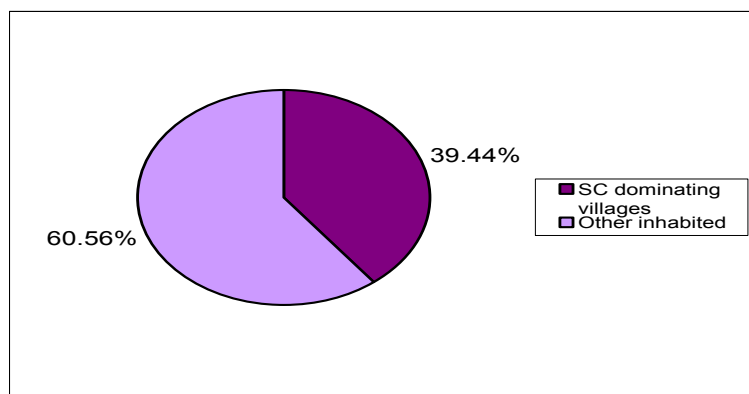
Students	Educational Level				
	Primary	Upper Primary	Elementary	Secondary	Class XI-XII
Total	3.05	3.22	3.11	8.86	5.83
SC	1.18	2.59	1.70	12.88	9.96



{Source: School Education in India (Flash Statistics), District Information System for Education (DISE) 2015-16}

**SC Dominating Villages**

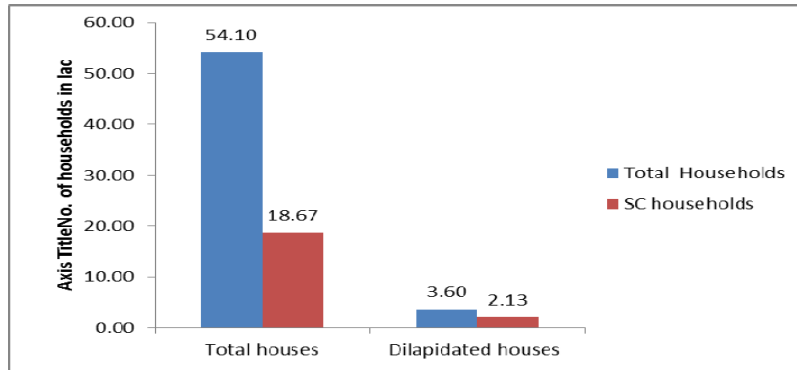
**Total inhabited villages** : 12168  
**SC dominating villages** : 4799 (39.44%)  
**(with 40% and more SC population)**  
**Other inhabited villages** : 7369 (60.56%)



**(Source: Census 2011)**

**Total households vis-à-vis SC households (In lac)**

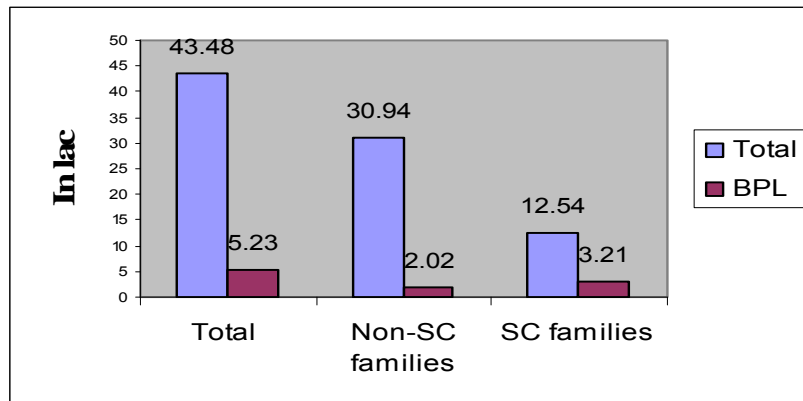
	<b>Total Households</b>	<b>SC households</b>
<b>Total houses</b>	54.10	18.67 (34.51%)
<b>Dilapidated houses</b>	3.60	2.13 (59.27%)



**(Source: Census 2011)**

**Total families vis-à-vis BPL SC families ( In lac)**

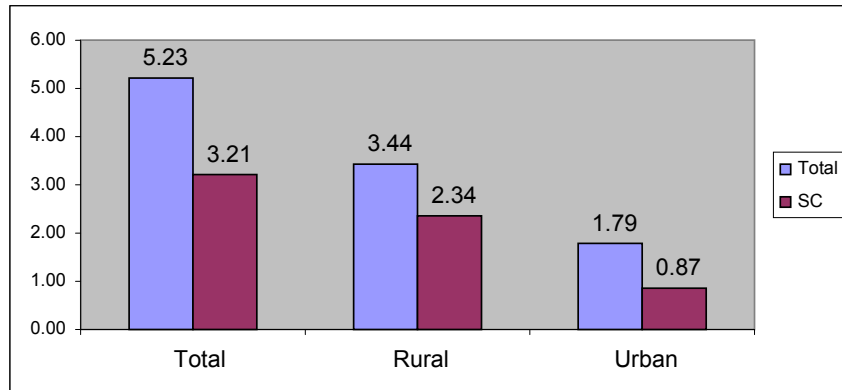
	<b>Total *</b>	<b>BPL@</b>
<b>Total</b>	43.48*	5.23@
<b>SC families</b>	12.54	3.21 (61.38%)
<b>Non-SC families</b>	30.94	2.02 (38.62%)



**(Source: \*Census 2001, @ Rural Development Department 2002 and SUDA 2004, Punjab)**

### Total, Rural and Urban BPL SC families (in lac)

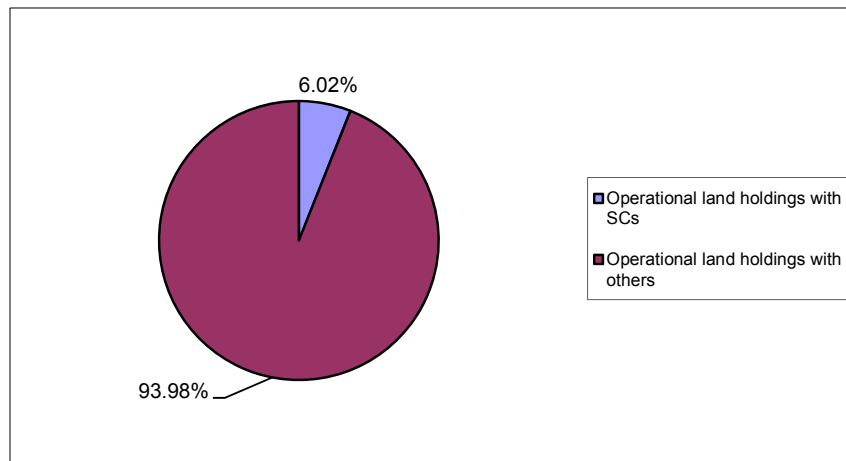
	Total	SCs
Total	5.23	3.21
Rural	3.44	2.34
Urban	1.79	0.87



(Source: Rural Development Department 2002 and SUDA 2004, Punjab)

### Operational land holdings with SCs

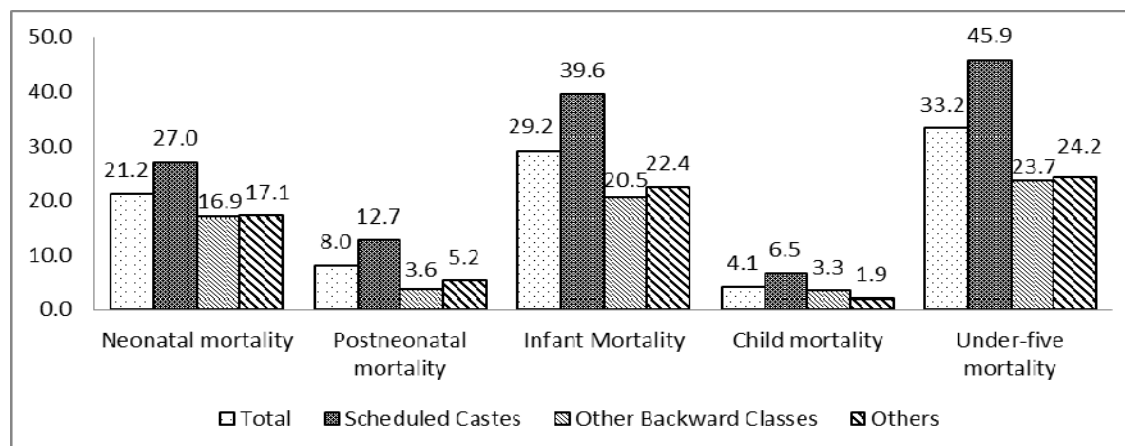
Total Operational land holdings	10,53,000
Operational land holdings with SCs	63,480 (6.02%)
Operational land holdings with others	9,89,520 (93.98%)



(Source: Agricultural Census 2010-11)

### Early Childhood Mortality Rates in Punjab

Background Characteristics	Neonatal mortality	Postneonatal mortality	Infant Mortality	Child mortality	Under-five mortality
1	2	3	4	5	6
Total	21.2	8.0	29.2	4.1	33.2
Scheduled Castes	27.0	12.7	39.6	6.5	45.9
Other Backward Classes	16.9	3.6	20.5	3.3	23.7
Others	17.1	5.2	22.4	1.9	24.2

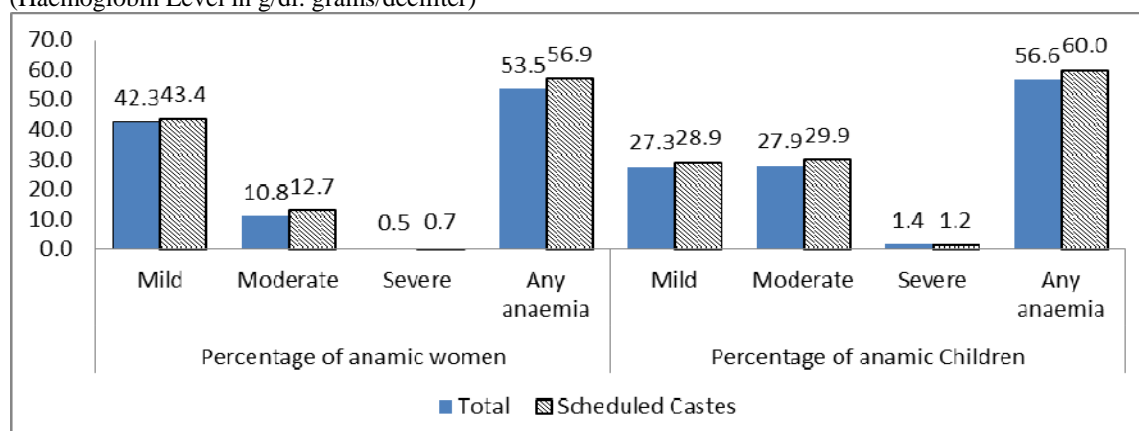


(Source: NFHS-4, 2015-16, Punjab)

### Prevalence of Anaemia in Women and Children in Punjab

Background characteristics	Percentage of anemic women (age 15-49 years)				Percentage of anemic Children (Age 6-59 months)			
	Mild (10.0-11.9 g/dl)	Moderate (7.0-9.9 g/dl)	Severe (<7.0 g/dl)	Any anaemia (<12.0 g/dl)	Mild (10.0-10.9 g/dl)	Moderate (7.0-9.9 g/dl)	Severe (<7.0 g/dl)	Any anaemia (<11.0 g/dl)
1	2	3	4	5	6	7	8	9
Total	42.3	10.8	0.5	53.5	27.3	27.9	1.4	56.6
Scheduled Castes	43.4	12.7	0.7	56.9	28.9	29.9	1.2	60.0

(Haemoglobin Level in g/dl: grams/deciliter)



(Source: NFHS-4, 2015-16, Punjab)

## **Initiatives for Development of Scheduled Castes**

**1.15** Scheduled Castes are the disadvantaged section of the society due to socio-economic exploitation and isolation since a long time. Article 46 of our Constitution describes that “the State shall promote with special care, the education and economic interests of the weaker sections of the people, and in particular of the Scheduled Castes and Scheduled Tribes and shall protect them from social injustice and all forms of exploitation”. Protection of Civil Rights (PCR) Act, 1955 & Prevention of Atrocities (POA) Act, 1989 – have been enacted for protection of SCs from social discrimination like untouchability, exploitation and atrocities. There is a statutory Commission viz. National Commission for Scheduled Castes that has an important role in safeguarding the rights and interests of the SCs. Punjab State Commission for Scheduled Castes was also constituted on 16.2.2004 under 'The Punjab State Commission for Scheduled Castes Act, 2004' to protect and safeguard the interests of the Scheduled Castes in the State of Punjab.

**1.16** During the first four Five Year Plans the strategy followed for the development of SCs was removal of untouchability (PCR Act, 1955), improving social status by providing them educational and economic opportunities, subsidised housing, various agricultural programmes, financial assistance through Finance Corporations, 20-Point Programme to improve their living conditions which was mainly welfare oriented. In spite of constitutional safeguards, directives and a number of legislative and executive measures taken by the Ministry of Social Justice and Empowerment, Govt. of India and the State Governments, the condition of Scheduled Castes did not improve much during the period prior to Sixth Five Year Plan (1980-85) mainly due to lack of economic support. The SC population, therefore, was deprived off the benefits and could not get its due share out of development made under various plan programmes launched by Govt. of India both under the Macro and Micro Plans. In Sixth Five Year Plan (1980-85), a new approach aiming at Rapid Socio-Economic

Development of Scheduled Castes, in consonance with the Directive Principles, was evolved to ensure flow of benefits from the general sectors to these people at least in proportion to the percentage of SC population of the State. Seventh (1985-90) and Eighth Five Year (1992-97) Plans put emphasis on economic development for individual families and groups of families of SCs, liberation of scavengers and provision of employment to the sanitation workers, enactment of the Prevention of Atrocities (POA) Act, 1989 (amended in 2015) and promotion of Voluntary Organizations for training and mobilizing community resources. The Ninth (1997-02) and Tenth Five Year (2002-07) Plans emphasized 'SCs Participation' in the development process through Panchayati Raj Institutions and the strategies adopted are Social Empowerment; Economic Empowerment; Social Justice to accelerate the on-going process of improving the socio-economic status of the SCs. The Eleventh Five Year (2007-12) Plan brought in the concept of "Inclusive growth" coupled with the benefits of economic reforms to provide benefits to the Scheduled Castes in terms of education, standard of living, health and nutrition. The Twelfth Five Year (2012-17) Plan aimed at reducing vulnerability of the marginal societies and envisaged the effective implementation of Scheduled Castes Sub Plan (SCSP). The 12th Five Year Plan was the last of these plans. NITI Aayog, Govt has chalked out a 'Three Year Action Agenda' (2017-18 to 2019-20) and this period constitutes the last three years of the Fourteenth Finance Commission. The Action Agenda is a part of a longer-term Fifteen-year Vision document and Seven-year Strategy paper. The Action Agenda proposes a path to achieve all-round development of India and its people.

### **Strategy for Development of SCs**

**1.17** The strategy was evolved with the broad objective to bring about comprehensive socio-economic and educational development of Scheduled Caste people who are the most marginalized, oppressed and deprived section of our society and constitute nearly one-third of the total population of the State.



Poverty, malnutrition, mortality, unskilled jobs coupled with lack of daily employment are the main areas of concern for the development of SCs. Improvement in the condition of SCs is feasible through increased industrialization by linking the activity/occupation of SC population by providing them technical skills for vocational jobs. This strategy is a combination of the following two important instruments :-

I. **Scheduled Castes Sub Plan (SCSP)**

Scheduled Castes Sub Plan is a flow of funds from the overall Plan Outlay of the State at least in proportion to the percentage of SC population of the State. These funds are utilized for socio, economic and educational development of SC people in the State. To implement the SCSP in a more effective manner, State Cabinet in its meeting held on 20.01.2014 had taken many policy decisions, the detail of which is being explained in para 2.5 and para 2.6 of Chapter-II. The State Government is also making efforts for introduction of new schemes exclusively for SCs and restructuring the existing schemes on the basis of actual needs of Scheduled Castes. The State Government is also in the process of strengthening the Directorate of SCSP so that the work relating to formulation, review, evaluation and monitoring of implementation of SCSP programmes/schemes is done in a more effective manner.

II. **Special Central Assistance (SCA) to the Scheduled Castes Sub Plan**

Special Central Assistance (SCA) to the Scheduled Castes Sub Plan is a 100% grant provided by the Ministry of Social Justice and Empowerment, Govt. of India to the State in lump sum for the economic development of Scheduled Castes families living below the poverty line in the State.

\*\*

## CHAPTER – II

### SCHEDULED CASTES SUB PLAN

#### Concept

The concept of Scheduled Castes Sub Plan was envisaged by the erstwhile Planning Commission of India (now NITI Aayog) at the time of formulation of Sixth Five Year Plan (1980-85) with the objective to ensure adequate benefits under SCSP for socio-economic and educational development of Scheduled Castes both in physical and financial terms by providing funds, out of total allocation of the State Plan, at least in proportion to the percentage of SC population in the State. The Commission emphasized that developmental needs and priorities of SCs, because of their historic deprivation, would require even larger proportion of plan outlays than their population percentage. This plan is envisaged to help the poor Scheduled Caste families through composite income generating programmes/schemes by covering all the major occupational groups such as agricultural labourers, small and marginal farmers, share-croppers, fishermen, sweepers and scavengers, unorganised urban labourers living below the poverty line etc. The Scheduled Castes Sub Plan also seeks to improve the living conditions of the Scheduled Castes through provision of drinking water supply, link roads, house-sites, housing improvements, basic minimum services such as primary schools, health centres, veterinary centres, panchayat ghars, community halls, nutrition centres, extension of electricity and common work places/ facility centres, etc in the Scheduled Caste basties under the Minimum Needs Programme to improve their access to social, educational and other community services. Accordingly, efforts are being made by the State Govt. for the socio-economic and educational development of SCs under the Scheduled Castes Sub Plan by introducing new schemes and restructuring the existing schemes on the basis of their felt needs.

## **Broad Objectives and Strategy**

**2.2** The scope of land based activities for Scheduled Castes in the State is very limited due to small size land holdings. Land being a scarce commodity has a very high price. Therefore, there is hardly any scope to increase the size of holdings of Scheduled Castes. Since, major bulk of these holdings is un-economical, un-viable and also spread over the State and interspersed with the non-SC holdings, the main thrust for the development of Scheduled Castes is, therefore, economic development through education, training, skill development, providing necessary linkages and basic infrastructure development facilities on priority basis in the areas predominantly inhabited by the Scheduled Castes to enable them to settle in employment/self employment ventures. Broad objectives for the socio-economic development of SCs are as follows :-

### **Objectives**

- i) Conservation of whatever assets, the Scheduled Castes have;
- ii) Updating and/or providing of new skills to improve their employability or productivity;
- iii) Enabling them to acquire special education/technical qualifications and avail existing as well as the newly emerging opportunities etc;
- iv) Economic development through comprehensive and integrated beneficiary oriented programmes for individual/families/group of families for raising their income;
- v) Ensuring minimum wages of agricultural labour, preventing their exploitation by others in any way;
- vi) Basti/cluster oriented schemes to bring about significant and tangible improvement in the working and living conditions in SC inhabitations;
- vii) Substantial reduction in poverty and un-employment;
- viii) Human Resources Development of Scheduled Castes by providing adequate educational and health Services;
- ix) Diversification of occupation, up-gradation of skills and promotion of occupational mobilities to remove disproportionate burden on them in

- occupations like agriculture labour and other unpleasant and strenuous works so that human resources are optimally developed and utilized;
- x) Elimination of layer of exploitive middlemen by providing marketing facilities to ensure better prices of products for artisans and other occupational group;
  - xi) Provision of physical and financial security against all types of exploitation and oppression; and
  - xii) Doing all what is necessary to tackle and eradicate the social problem i.e. atrocities against the Scheduled Castes.

### **Strategy**

- i) Pursuing the indicated objectives, ensuring adequate thrust on economic and educational development of Scheduled Castes;.
- ii) The Scheduled Castes Sub Plan of the State should provide for fully meeting the minimum needs/basic amenities of all the Scheduled Castes habitations with a view to improve their standard of life;
- iii) The Scheduled Castes Sub Plan should also provide for a judicious mix of beneficiary oriented programmes and human resource development for SCs;.
- iv) The schemes taken up should be viable and as far as necessary innovative in a way to diversify Scheduled Castes into newer areas of economic activities;
- v) There should be provision for meeting the backward and forward infrastructure needs;
- vi) The delivery systems have to be effective;
- vii) The organization and association of the beneficiary groups should be given the preference;
- viii) One of the identified gaps has been the need for inculcation a sense of commitment and urgency in the policy making and implementing machinery to fulfilling the objective of development of Scheduled Castes on the desired lines and their integration with the main stream; and
- ix) The Voluntary Agencies/Registered Societies should be suitably associated to supplement the efforts of the State Govt. for the development/upliftment of SCs in the State.

## Policy Decisions

- i) A separate Directorate i.e. Directorate of Scheduled Castes Sub Plan will be set up under the administrative control of the Welfare Department and made the nodal department for formulation, monitoring and implementation of SCSP/SCA schemes;
- ii) The size of the Scheduled Castes Sub Plan will be determined by the Directorate of SCSP on the basis of scheme-wise SCSP outlays determined in consultation with the concerned Administrative Departments as soon as the scheme wise outlays and size of the State Annual Plan is determined by the Planning Department.
- iii) The Scheduled Castes Sub Plan document will be placed in the legislature along with other budget documents. State budget will be presented after incorporating the SCSP outlays therein.
- iv) SCSP budgeted allocation will be booked under a separate minor head –789-“SCP for SCs” to avoid diversion of SCSP funds to the general sectors;
- v) A separate sub-head will be opened under the Receipt Head of the State Govt. to avoid diversion of SCA funds and to maintain the accountability of these funds;
- vi) To have the desired impact under the programmes for the Welfare of SCs, cluster-cum-saturation approach will be adopted as far as possible. Thus, the coverage of families should not be in small number spread over large areas in reference to the existing opportunities. The development package offered should be made more comprehensive and viable by covering benefits and facilities available under other schemes also to the identified beneficiaries. This will enable the SC families to consolidate their position and ward off any threat to their security in an effective manner. This will also ensure better provision of common facilities and services and their effective implementation, supervision, monitoring and feed back.
- vii) Setting up and upgradation of educational/health/veterinary institutions, adult education centres, anganwari centres under ICDS, opening of offices of co-operative milk producers society and milk collection centres should be located in or near the vicinity of SC mohallas/ localities. Similarly, basic facilities for the community such as water supply, sewerage, sanitation etc. should be located in the mohalla/villages/towns/blocks predominantly inhabited by SC population

(40% or more) and the entire expenditure on this account should be booked under SCSP although the general population of these areas will also avail these facilities.

- viii) The ADC (Development) in each district will be the Nodal Officer under the overall control of Deputy Commissioner of the concerned district for formulation, implementation, monitoring/review and co-ordination of programmes and schemes falling under the district level SCSP/SCA. The concerned District Welfare Officer will provide necessary secretariat assistance to the ADC (D) as is being done by Deputy E.S.A. in case of district plan schemes.
- ix) The Concerned District Head/ District Welfare Officer will intimate the Welfare Department, the physical targets to be achieved under each SCSP scheme and also specify the area of operation and beneficiaries/families to be covered to enable the Welfare Department to have on the spot checking of the working and implementation of the schemes to see as to whether these schemes are being implemented in the right spirit and beneficiaries covered are genuine.
- x) The District Head of the concerned departments/ District Welfare Officer will supply the monthly, quarterly and annual physical and financial achievements under SCSP/SCA to ADC (Dev.) who in turn will supply the scheme-wise/department-wise consolidated statement for the district in the prescribed proforma to the Director (SCSP)-cum-Joint Secretary, Welfare Department.
- xi) The Heads of Departments concerned with the Decentralised Planning are also required to monitor, supervise and guide the implementation of the district level schemes of their respective departments and to take appropriate measures to ensure that the target fixed for each scheme is achieved.

## **Scheduled Castes Sub Plan-Formulation Process and Budgetary Mechanism**

### **Formulation Process**

**2.3** As per the detailed guidelines issued by the erstwhile Planning Commission of India (**Annexure-I, Annexure-II, Annexure-III and Annexure-IV** - available at GOI guidelines link under the section 'Directorate of SCSP' of the departmental website [www.welfarepunjab.gov.in](http://www.welfarepunjab.gov.in)) regarding the Scheduled

Castes Sub Plan, the objective of SCSP is to channelize the flow of outlays and benefits from the general sectors of the State Plan for the development of Scheduled Castes at least in proportion to their population both in physical and financial terms. Further, SCSP should be an integral part of the State Annual Plan as well as Five Year Plan by making non-divertible provisions, therein, with the clear objective of bridging the gap in socio-economic and educational development of Scheduled Castes. To fulfill these objectives, Govt. of India has recommended the Action Plan as under:-

- i) Earmarking of funds for Scheduled Castes Sub Plan from the total State Plan Outlay at least in proportion to SC population to the total population of the State/UT.
- ii) Making the Social Welfare Department/the Department concerned with the welfare and development of SCs as the nodal department for formulation and implementation of SCSP.
- iii) Placing the funds earmarked for SCSP at the disposal of the nodal department concerned which in turn will reallocate these funds to the sectoral departments for implementing the schemes directly relevant to SC development.
- iv) Placing the funds earmarked for SCSP under a separate budget head/sub-head for each development department implementing SCSP. In this connection, it may be noted that the List of Major and Minor Heads of Accounts of States provides that for Scheduled Castes Sub Plan , 789 may be opened as a Minor Head below the functional Major Head/Sub Major Head, wherever necessary.
- v) Secretary Welfare will work as nodal officer with planning powers to reallocate the earmarked SCSP funds to various line departments and implementing agencies.
- vi) Scheduled Castes Sub Plan funds should be non-divertible and non-lapsable.
- vii) Special Central Assistance (SCA) for the SCSP is provided by the Ministry of Social Justice and Empowerment, Govt. of India to the States as a 100% grant to fill up the critical gaps and missing inputs for family-oriented income-generating schemes and supporting infrastructure development with a special focus on BPL SC families. Guidelines issued in this connection should be strictly followed.

## **Budgetary Mechanism**

**2.4** To implement the Scheduled Castes Sub Plan in a more effective manner in line with the guidelines of the erstwhile Planning Commission of India and the recommendations of the National Commission for Scheduled Castes, implementation of 'Maharashtra Model' for SCSP (**Annexure II** - available at State Notifications link under the section 'Directorate of SCSP' of the departmental website [www.welfarepunjab.gov.in](http://www.welfarepunjab.gov.in)) was approved by the Council of Ministers on 6-3-2003.

**2.5** The Council of Ministers in its meeting held on 20-1-2014 while reviewing the decision of CMM dated 6.3.2003 regarding implementation of 'Maharashtra Model' in the State has taken some policy decisions to implement the SCSP in the State in a more effective manner. A notification in this regard was issued on 10-2-2014 (**Annexure-A**). To implement the revised guidelines dated 18.06.2014 of Planning Commission (now NITI Ayog) regarding SCSP, partial amendment is made vide Notification dated 04-01-2017 (**Annexure-B**) in the notification dated 10-02-2014.

**2.6** As per notification dated 10.2.2014, the following decisions were taken:-

- i) The SCSP size will be made proportionate to the percentage of SC population of the State out of the total Annual Plan allocation including the non-budgeted allocation on the pattern of the State Annual Plan.
- (ii) (a) The SCSP funds will not be divertible. The funds booked under SCSP can only be diverted by a committee under the Chairmanship of Secretary Welfare with one representative each from the finance and the planning department. No diversion of SCSP funds will be made to the general sector.  
(b) SCSP funds will be lapsable on the pattern of the State Annual Plan funds. However, the shortfall in the release of SCSP schemes/ components in any financial year shall be kept in consultation with the ADs after a gap of one financial year and this allocation will be over and above the normal allocation under such schemes/ component (amendment vide notification dated 04-01-2017).



- iii) The department of welfare will be the nodal department for formulation and monitoring of the implementation of SCSP. In case of schemes exclusively meant for SCs, the implementing departments will formulate the schemes in consultation with the welfare department. However, in case of general plan schemes, the implementing departments will consult the welfare department only regarding the SCSP components of those schemes.
- iv) The concerned implementing departments will be fully responsible for proper implementation of SCSP schemes/ components, audit and reconciliation of accounts for these schemes/components from the Accountant General (Audit), Punjab and replies to the Punjab Vidhan Sabha/Public Accounts Committee and any other function which is required to be performed as a head of the department for implementation of plan schemes including the SCSP schemes/ components.
- v) The allocation under SCSP schemes/components included in the SCSP budgeted allocation will continue to be booked in the Minor Head-789-“SCP for SCs” below the major/sub-major head under the respective demand of the concerned implementing departments.
  - a) In case of non beneficiary oriented schemes, a portion equal to SC population (~32%) will be booked under SCSP.
  - b) In case of irrigation and agriculture departments, where SC beneficiaries are substantially less, only half of the portion equal to SC population (~16%) will be booked under SCSP.
  - c) The beneficiary oriented schemes will be further put under two categories. One, where the percentage of SCSP is less than portion equal to SC population (<32%) and the other, where the percentage will be equal or more than the portion equal to SC population (≥32%).
  - d) As per the guidelines of the Planning Commission, the expenditure incurred on the infrastructure created in the villages having 40% or more SC population, can be fully booked under SCSP expenditure. Therefore, under such schemes, 40% allocation will be booked under SCSP.
  - e) The percentages under SCSP schemes/components will be worked out by the welfare department in consultation with the departments based on historical data and future trend within the overall SCSP component determined on the basis of resources finalised by the Planning Commission, GOI/ Finance Department, Punjab.

- vi) The concerned administrative departments will seek the concurrence of the welfare department in accordance with the instructions issued for the clearance of plan schemes by the planning department from time to time regarding the beneficiary oriented SCSP schemes/components, wherein, the direct benefit accrues to the individual or the families belonging to the Scheduled Castes. The identification of beneficiaries oriented schemes/components will be done by the welfare department in consultation with the implementing departments. However, the approval of both the general and Special Component Plan (now SCSP) will be accorded by the Punjab State Planning Board through the usual process being followed for the approval of Five Year/Annual Plans.
- vii) The department of welfare will prepare as many schemes as possible directly benefitting the SC population. The planning department will endeavor to include as many schemes as possible in the Annual Plan with the requisite allocation.
- viii) The department of welfare will enhance/reduce the scheme-wise/component-wise SCSP allocation in consultation with the departments within the revised plan size indicated by the finance department, Punjab at the time of finalisation of revised estimates/supplementary for the Plan Budget.
- ix) The inclusion/deletion of SCSP schemes/components will be done by the welfare department in consultation with the departments within the revised plan size indicated by the finance department, Punjab at the time of finalisation of revised estimates/supplementary for the Plan Budget.
- x) The prior approval , if required , for any issue relating to formulation of SCSP which is within the purview of the finance department as per Allocation of Business Rules will be obtained.
- xi) The department of welfare, being the nodal department, in case faces any problem in formulation and monitoring the implementation of SCSP, will take necessary action in consultation with the department of planning and the department of finance.

## **Steps taken by the State Government**

**2.7** The State Govt. has taken the following steps for effective implementation of SCSP:-

- i) A separate Directorate i.e. Directorate of Scheduled Castes Sub Plan has been set up under the administrative control of the Welfare Department and made the nodal department for formulation and monitoring the implementation of SCSP/SCA schemes;
- ii) The size of the Scheduled Castes Sub Plan is determined by the Directorate of SCSP on the basis of scheme-wise SCSP outlays determined in consultation with the concerned Administrative Departments as soon as the scheme wise outlays and size of the State Annual Plan is determined by the Planning Department.
- iii) The Scheduled Castes Sub Plan document is being placed in the legislature along with other budget documents. State Plan budget is presented after incorporating the SCSP outlays therein.
- iv) SCSP budgeted allocation is being booked under a separate minor head –789-“SCP for SCs” to avoid diversion of SCSP funds to the general sectors;
- v) A separate sub-head has been opened under the Receipt Head of the State Govt. to avoid diversion of SCA funds and to maintain the accountability of these funds;
- vi) The ADC (Development) in each district has been declared the Nodal Officer under the overall control of Deputy Commissioner of the concerned district for formulation, implementation, monitoring/review and co-ordination of programmes and schemes falling under the district level SCSP/SCA for the respective districts. The concerned District Welfare Officer will provide necessary secretariat assistance to the ADC (D) as is being done by Deputy E.S.A. in case of district plan schemes.
- vii) The Concerned District Head/ District Welfare Officer will intimate the Welfare Department, the physical targets to be achieved under each SCSP scheme and also specify the area of operation and beneficiaries/families to be covered to enable the Welfare Department to have on the spot checking of the working and implementation of the schemes to see as to whether these

schemes are being implemented in the right spirit and beneficiaries covered are genuine.

- viii) Out of total 12,168 inhabited villages in the State, 4799 villages (39.44%) with 40% or more SC population (on the basis of Census 2011) have been identified to provide infrastructure facilities to the SC inhabitations on priority basis;
- ix) State Level, District level and Block level Vigilance and Monitoring Committees have been constituted for review/monitoring of SCSP/SCA schemes at the grass root level **(Annexure-C, Annexure-D and Annexure-E)**
- x) A Monitoring Cell has been established in the Directorate of SCSP to evaluate the SCSP/SCA schemes on regular basis. This Cell has already done evaluation of SCA schemes implemented during the four years 2008-09 to 2012-13 and yearly reports in this regard have already been submitted to the Ministry of Social Justice and Empowerment, GOI. A draft evaluation report of the SCA schemes implemented during 2013-14 has been prepared, and is under perusal for finalization. The report will be sent to the Ministry shortly.

### **Size and Performance under the Scheduled Castes Sub Plan since 8<sup>th</sup> Five Year Plan (1992-97)**

**2.8** As per guidelines of the erstwhile Planning Commission of India, the size of Scheduled Castes Sub Plan out of the total State Plan outlay should be at least in proportion to the percentage of SC population of the State. However, the size of SCSP remained lower than the percentage of Scheduled Castes population in the State up to 9<sup>th</sup> Five Year Plan period (1997-02). Since 2003-04, the size of SCSP is being made at least in proportionate to the percentage of SC population of the State. The financial performance under the Scheduled Castes Sub Plan during 8<sup>th</sup>, 9<sup>th</sup> and 10<sup>th</sup> Five Year Plan period remained between 46% and 66%. The performance during 11<sup>th</sup> Five Year Plan remained between 52% and 71%. The performance for the first four years of 12<sup>th</sup> Five Year Plan remained at the level of 67%, 72%, 67% and 113% respectively, whereas the performance for the last year is likely to remain at 84%. The year-

wise detail of performance under SCSP as compared to the State Plan Outlay since 8<sup>th</sup> Five Year Plan is given as under:-

( ₹ Crore)

Year	State Plan			Scheduled Castes Sub Plan			
	Outlay	Exp.	%age performance	Outlay	%age of SCSP outlay to Annual Plan outlay	Exp.	%age Performance
1	2	3	4	5	6	7	8
<b>8<sup>th</sup> Plan (1992-97)</b>	<b>6570.00</b>	<b>6818.83</b>	<b>103.79</b>	<b>954.06</b>	<b>14.52</b>	<b>447.98</b>	<b>46.46</b>
1992-1993	1150.00	891.88	77.55	164.06	14.27	88.58	53.99
1993-1994	1250.00	1125.42	90.03	195.00	15.60	105.88	54.29
1994-1995	1450.00	1419.46	97.89	200.00	13.79	87.42	43.71
1995-1996	1675.00	1587.68	94.79	200.00	11.94	90.50	45.25
1996-1997	1850.00	1794.39	96.99	205.00	11.08	75.60	36.87
<b>9<sup>th</sup> Plan (1997-02)</b>	<b>11500.00</b>	<b>10032.84</b>	<b>87.24</b>	<b>1150.00</b>	<b>10.00</b>	<b>759.41</b>	<b>66.03</b>
1997-1998	2100.00	2021.24	95.80	210.00	10.00	134.59	64.09
1998-1999	2500.00	2007.04	80.22	220.00	8.80	57.80	26.27
1999-2000	2680.00	1753.17	65.42	304.00	11.34	173.71	57.14
2000-2001	2700.00	2045.25	75.75	312.00	11.56	194.04	62.19
2001-2002	3357.00	2206.14	65.72	472.00	14.06	199.27	42.22
<b>10<sup>th</sup> Plan (2002-07)</b>	<b>18657.00</b>	<b>13619.42</b>	<b>73.00</b>	<b>2883.60</b>	<b>15.46</b>	<b>1636.44</b>	<b>56.74</b>
2002-2003	2793.00	1768.45	63.32	392.33	14.05	172.39	43.94
2003-2004	2822.00	1587.33	56.25	819.95	29.06	132.30	16.14
2004-2005	3479.80	1960.93	56.35	886.00	25.46	155.21	17.50
2005-2006	3550.00	3754.67	105.77	934.62	26.33	444.52	47.56
2006-2007	4000.00	5751.83	143.80	1154.00	28.85	732.02	63.43
<b>11<sup>th</sup> Plan (2007-12)</b>	<b>28923.00</b>	<b>-</b>	<b>-</b>	<b>8718.00</b>	<b>30.14</b>	<b>-</b>	<b>-</b>
2007-2008	5111.00	5023.96	98.30	1330.00	26.02	749.73	56.37
2008-2009	6210.00	6925.00	111.51	1792.00	28.86	1235.87	69.00

Year	State Plan			Scheduled Castes Sub Plan			
	Outlay	Exp.	%age performance	Outlay	%age of SCSP outlay to Annual Plan outlay	Exp.	%age Performance
1	2	3	4	5	6	7	8
2009-2010	8625.00	4974.00	57.66	2488.31	28.85	1316.08	52.89
2010-2011	9150.00	8325.28	91.00	2640.00	28.85	2319.87	87.87
2011-2012	11520.00	7457.45	64.73	3323.52	28.85	2095.04	63.03
<b>12<sup>th</sup> Plan (2012-17)</b>	<b>92100.00</b>			<b>26570.00</b>	<b>28.85</b>		
2012-13	14000.00	9895.71	70.68	4039.00	28.85	2725.65	67.48
2013-14	16125.00	11807.88	73.23	4653.00	28.85	3371.74	72.46
2014-15	20099.83	15481.45	77.02	6432.00	32.00	4320.68	67.17
2015-16	21173.91	24375.15	115.12	6764.10	31.95	7655.30	113.17
2016-17	30688.00 (Revised)	NA	..	10289.00 (Revised)	33.53	8619.06 (Tentative)	83.76

**2.9** From the year 2014-15, SCSP has been formulated/implemented as per the following criterion and decision of the CMM dated 20.01.2014, to the extent possible. While determining the SCSP outlay under various schemes, the following factors/criterion have been taken into account :-

- Actual flow of beneficiaries under the beneficiary oriented
- SC population of the State,
- Enrolment of SC students in the Educational Institutes,
- Reservation policy in Admissions/Services,
- SC dominated villages having 40% or more SC population and
- Agricultural land holding owned by Scheduled Castes.

**2.10** Efforts are being made to further rationalize the SCSP schemes to formulate the new schemes and restructure the existing schemes to the extent possible, as per the felt needs of SC people in consultation with the implementing departments.

## **Scheduled Castes Sub Plan since 2017-18**

**2.11** The 12<sup>th</sup> Five Year Plan was the last Five Year Plan. Ministry of Finance, Government of India had issued guidelines on 23.08.2016 to the states for merger of Plan and Non-Plan outlays. Para 66-68 (**Annexure-F**) of these guidelines relates to “Earmarking of funds for Scheduled Castes Sub Plan (SCSP) and Tribal Sub Plan (TSP).” With the merger of plan and non-plan allocations, the quantum of allocation for schemes will be higher in those cases where non-plan provisions also form part of a scheme or in case where separate non-plan schemes are in existence. To take care of such potential imbalance and ameliorate the problem of unrealistic earmarking of funds for SCSP/TSP, the followings are suggested in the guidelines dated 23-8-2016:-

- (i) the percentage share of SC/ST components of scheme, allocations should not be lower than the level provisioned in Budget estimates of 2015-16 and 2016-17 (average of absolute level of expenditures on SC/ST to the total plan allocation at BE stage) would be considered;
- (ii) The exclusion of demands related to complete Department, or specific schemes, therein from such mandatory provision would be specifically spelt out;
- (iii) For the existing schemes, percentage allocation may be reviewed. The percentage earmarking for the allocation may be worked out considering the scope of each of their schemes for such earmarking.
- (iv) With the removal of distinction between Plan and Non Plan, the allocation for SCSP/TSP will need to be based as a certain % of scheme allocations in the identified Demands for Grants. With non plan component inflating the denominator, the actual SC/ST earmarking would need to equal at least average of absolute level of expenditures on SC/ST to the total Plan allocation at BE stage in those years and
- (v) After deciding the list of exclusions, the allocations for SC/ST components will be earmarked from the eligible provisions.

**2.12** In view of the position explained in para 2.11 above and the provisions of the notification dated 10.02.2014, the size of the Scheduled Castes Sub Plan (SCSP) from the year 2017-18 onwards is being determined out of the eligible portion of the development budget segment of the State Budget's Estimates of Expenditure of the relevant year. The anticipated performance of SCSP 2017-18 is given as under:-

**( ₹ Crore)**

Year	Estimates of Expenditure (Eligible portion)	Scheduled Castes Sub Plan			
		Estimates of SCSP Expenditure (out of Col. 2)	%age of Col.3 to Col. 2	Expenditure	%age Performance Col. 5 to Col. 3
1	2	3	4	5	6
2017-18	16858.72	5524.10	32.77	3832.00 (Anticipated)	69.37% (Anticipated)

**2.13** The size of SCSP for 2018-19 has been pegged at ₹ 5998.79 Crore which is 32.67% of the State Budget's Estimates of Expenditure (eligible portion) of ₹ 18362.05 Crore for 2018-19. The detail is as given below:-

Sr. No.	Particulars	Amount ( ₹ Crore)
1	State Budget's Estimates of Expenditure 2018-19 for Development Budget segment.	20447.46
2	Estimates of Expenditure 2018-19 (Eligible Portion) for determining SCSP. (Out of 1 above)	18362.05
3	Estimates of SCSP Expenditure 2018-19	5998.79
4	Percentage of SCSP (Sr. No. 3 to Sr. No. 2)	32.67



The programme wise break up of estimates of SCSP expenditure for the years 2017-18 and 2018-19, is given below:-

(₹ Crore)				
Sr. No	Programme	SCSP 2017-18		SCSP 2018-19
		Estimates of SCSP Expenditure	Anticipated Expenditure	Estimates of SCSP Expenditure
1	2	3	4	5
1	Health, Housing & Environmental improvement and other community development Programme.	2531.88	1500.86	2085.89
2	Social Security Programme	870.60	957.49	1045.37
3	Education, Training and Skill Development Programme	1031.12	885.93	1324.89
4	Economic Development Programme	1090.50	487.72	1542.64
<b>Total</b>		<b>5524.10</b>	<b>3832.00</b>	<b>5998.79</b>

**2.14** During 2018-19, out of SCSP allocation of ₹ 5998.79 crore, the funds amounting to ₹ 2577.51 Crore are likely to be spent as Centre Share under various Centrally Sponsored Schemes. In addition, Special Central Assistance of ₹ 45.00 crore is likely to be utilized under the Central Sector Scheme “**Special Central Assistance (SCA) to Scheduled Castes Sub Plan (SCSP)**” during 2018-19. Accordingly, total expenditure of ₹ 6043.79 Crore is likely to be incurred under SCSP during 2018-19, including ₹ 850.32 Crore to assist 3,84,566 Scheduled Caste families under Point No. 11(i) of 20 Point Programme.

\*\*

## CHAPTER- III

### EXCLUSIVE SCHEMES FOR SCHEDULED CASTES

State Government is committed for the socio-economic and educational development of SCs in the State. To implement SCSP in a more effective manner, the Council of Ministers in its meeting held on 20.1.2014 had taken many policy decisions. Based on these policy decisions, the Welfare Department vide notification dated 10.02.2014 issued guidelines regarding implementation of SCSP in the State and the point no. (vii) of these guidelines provides that 'the department of Welfare will prepare as many schemes as possible directly benefitting the SC population. The Planning department will endeavor to include as many schemes as possible in the Annual Plan with the requisite allocation'. In view of these guidelines efforts are being made to prepare exclusive schemes for SCs and monitor their proper implementation.

**3.2** During the year 2017-18, ₹ 873.55 crore have been allocated for exclusive schemes for Scheduled Castes, out of total size of SCSP ₹ 5524.10 crore. An expenditure of ₹ 284.15 crore is likely to be incurred on such schemes during the year 2017-18.

**3.3** For the year 2018-19, ₹ 1042.62 crore have been allocated for exclusive schemes for Scheduled Castes, out of total size of SCSP ₹ 5998.79 crore. Write up of these schemes is as under :-

#### DAIRY DEVELOPMENT

**DD-05** Promotion of Dairy Farming as Livelihood for SC Beneficiaries.

Approved Outlay-₹50.00 Lac

**3.4** The major chunk of milk comes from backyard dairy units where a few dairy animals are kept mainly by the scheduled castes. They are constrained to increase their income (due to various impediments). The objective of this scheme is to provide technical knowhow and financial assistance to SCs

for setting up dairy units. Under the scheme, two weeks training in dairy techniques is imparted to the target group. In the second stage, a unit of two animals is set up with a loan from banks and subsidy by State Govt. Subsidy @50% of unit cost, subject to ceiling of ₹30,000/- per animal is provided. In addition, ₹ 9000/- (₹4500/-one animal) is spent for the insurance of these animals.

**3.5** An expenditure of ₹ 15.00 lac is likely to be incurred during the year 2017-18. An outlay of ₹50.00 lac has been earmarked during 2018-19 to cover 1200 SC persons.

## **INDUSTRY & MINERAL**

**VSI-23 State scheme for awareness and entrepreneurship development to promote SC/STs under Stand-up India Project.**

Approved Outlay – ₹55.00 Lac

**3.6** This new scheme has been introduced in the year 2017-18. Entrepreneurship Development is a mean to harness the human and natural resource potential of the State by developing soft as well as hard skills through systematic training. Though over the years education has proved to be the best means for their development, it has not reached the majority of the SC population. Therefore, it has been decided to create awareness about entrepreneurship by conducting Entrepreneurship Awareness Programmes across the State. The objective of the scheme is to build awareness amongst SC youth about alternative options and to increase familiarity with the availability of various support systems, their roles, functions, schemes and incentives and other facilities to the youth to start own Micro Small Medium Enterprises. This programme will also provide knowledge regarding viable projects available in various sectors and will motivate SC youth to consider self employment as their career option. Each programme will be of two days duration and 100 participants will be provided awareness. During the year 2017-18, 150 awareness programmes are likely be organized to provide awareness to 15000 SC youth in all districts of the State at an anticipated expenditure of ₹ 55.00 lac. The

motivated candidates can further join Entrepreneurship Development Programme technology based which will primarily focus training in specific trades like leather, phulkari, sports goods, beauty culture, mobile repair, screen printing, electrician, plumber, tie & dye technology, tractor repair, welding, printing etc.

**3.7** A budget provision of ₹ 55.00 lac has been made during 2018-19 to motivate 15000 SC youths.

**WSC-05(i) Attendance Scholarship to SC Primary Girl Students**

Approved Outlay- ₹916.65 Lac

**3.8** With the objective to check the dropout rate among SC girls, at primary level, attendance scholarship @ ₹ 50/- p.m., per student for 10 months in a year is awarded to domicile scheduled caste girls of Punjab subject to the following condition:-

- i) The parents should not have more than five acres of land;
- ii) Their parents /guardians should not be income tax payees and
- iii) Minimum 75% class attendance is required for award of scholarship.

**3.9** An outlay of ₹ 800.00 lac was earmarked under the scheme for the year 2017-18. An expenditure of Rs.1.00 lac is likely to be incurred under the scheme. An outlay of ₹916.65 lac has been earmarked under the scheme for the year 2018-19 to cover 1.83 lac students.

**WSC-9(i) Ashirwad to SC Girls/widows/divorcee and the daughters of widows at the time of their marriages.**

Approved Outlay- ₹10000.00 Lac

**3.10** Under this scheme, financial assistance of ₹15,000/- was given to Scheduled Caste girls, daughters of widows of any caste at the time of their marriage and Scheduled Caste widows/divorcees at the time of their re-marriage subject to the following conditions:-

- i. The girls should be 18 years old or above.

- ii. The annual income of the family from all sources should not exceed ₹32,790/-.
- iii. The applicant shall have to submit application for getting financial assistance in the prescribed proforma before or after the 30 days of the marriage of the girl.
- iv. The parents/guardians of the girl should be domicile of Punjab.
- v. The amount of shagun is limited upto two girls of the concerned family under shagun scheme.

**3.11** State Govt. has decided to rename the scheme as Ashirwad. The Ashirwad amount has been enhanced to Rs. 21,000/- w.e.f. July,2017. It has also been decided to transfer the amount of ₹ 21,000/- directly in the Bank Account of the beneficiary through DBT. An expenditure of ₹ 7,858.89 lac is likely to be incurred under the scheme during 2017-18 to cover 37,423 beneficiaries. An outlay of ₹10,000.00 lac has been earmarked under the scheme for the year 2018-19 to cover 47,619 SC beneficiaries.

**WSC-12 Construction of building for the Welfare Department at the State Headquarter.**

Approved Outlay- ₹ 2.00 Lac

**3.12** At present, various wings of the Welfare Department i.e. Directorate of Welfare of SCs and BCs, Directorate of Scheduled Castes Sub Plan, Punjab State Scheduled Castes Finance and Land Development Corporation, Punjab State Commission for Scheduled Castes and Punjab State Backward Classes Commission are housed in the rented buildings and are located at distant Places/ different sectors in Chandigarh and SAS Nagar, Mohali. This Causes a lot of inconvenience to the SCs, BCs and minorities communities in approaching the different offices resulting in wastage of time and making them incur unnecessary expenditure which they can't afford. The Welfare Department has decided to construct a department Head Quarter building at S.A.S. Nagar (Mohali) near Chandigarh to house all the above said officers in one complex to create a single window system for the services being rendered to these sections of the society.

One acre is available with the Punjab Scheduled Castes Finance and Land Development Corporation in Phase-9 at S.A.S. Nagar, Mohali. The estimated cost for construction of the building is ₹22.00 crore. Modalities of the scheme like funding pattern and requirement of space are being worked out for different wings of the Welfare Department and other departments etc. Nil expenditure is likely to be incurred during 2017-18. A token Provision of ₹ 2.00 lac has been earmarked under the scheme for 2018-19.

**CS(WSC)- Scholarship for Post Matric Students for Scheduled Castes  
05/01-34 (100% GoI, over and above committed liability of State  
Government) (Shifted from Non Plan)**

Approved Outlay ₹80000.00 Lac

**3.13** The objective of the Scheme is to provide financial assistance to the scheduled Caste students studying in Post Matriculation or Post Secondary stage to enable them to complete their education. These scholarships are available for students in India. Scholarship is paid to the students whose parents/guardians income from all sources does not exceed ₹ 2.50 per annum. The value of scholarship includes maintenance allowance, provision for students with disabilities, re-imburement of compulsory non refundable fees, study tour charges, thesis typing/printing charges and book allowance for students pursuing correspondence charges, for complete duration of the course. The rate of scholarship varied from ₹ 230/- to ₹1200/- depending upon the class and course of study. The Govt. of India has merged Book Bank Scheme to SC students studying in Medical. Engineering, Veterinary, Agriculture and Polytechnics etc. in the Post Matric Scholarship to SC Students from year 2003-04. Scholarship is directly transferred by GOI in the bank accounts of the claimant student through DBT system.

**3.14** An expenditure of ₹ 12,124.26 lac is likely to be incurred during 2017-18. An outlay of ₹ 80,000.00 lac has been earmarked under the scheme for 2018-19 to cover approximately 3.41 lac SC students.

**CS(WSC)-02 Babu Jagjivan Ram Chhatrawas Yojana- Construction of Hostels for SC Girls in Schools & Colleges (100% GoI)**

Approved Outlay-₹ 1000.00 Lac

**3.15** The objective of the scheme is to provide hostel facilities to SC girl students studying in middle/higher secondary schools, colleges and universities. The maximum number of girls to whom the accommodation is to be provided in each hostel under the scheme should not exceed 100.

**3.16 Funding Pattern:**

- (i) 100% Central assistance would be provided to the State Governments,
- (ii) 90% Central assistance would be provided to NGOs and deemed universities in the private sector, only for expansion of the existing hostel facilities.

**3.17** An expenditure of ₹1000.00 lac is likely to be incurred under the scheme during 2017-18. During 2018-19, an outlay of ₹1000.00 lac has been earmarked under the scheme.

**CS(WSC)- 05/03 Babu Jagjivan Ram Chhatrawas Hostels for SC Boys & Girls in Schools & Colleges (50:50) (GoI:GoP Shifted from Non Plan)**

Approved Outlay - ₹2.00 Lac

**3.18** The objective of the scheme is to attract the implementing agencies for undertaking hostel construction especially for SC girls in order to reduce their drop out rate. Under the scheme, financial assistance is provided both for fresh construction of hostel buildings and for expansion of the existing hostel facilities. The Non-Government Organization (NGOs) and deemed universities in the private sector having good track record will also be eligible for the central assistance under the scheme only for expansion of their existing hostel facilities.

**3.19 Funding Pattern**

- i) 50% central assistance to State Government on matching share basis.
- ii) 90% central assistance to Central Universities/institutions (remaining 10% cost to be borne by the university/institution)

concerned) while for State Universities /Institutions, the central assistance would be 45%, the remaining 55% cost to be borne by the University/institution concerned and the State Government in the ratio of 10:45.

- iii) 45% central assistance to Non-Government Organisations (NGOs) and deemed universities in the private sector for expansion of their existing hostels (remaining 55% cost to be borne by the agency concerned and the State Government in the ratio of 10:45)

**3.20** An expenditure of ₹2.00 lac is likely to be incurred under the scheme during 2017-18. During 2018-19, a token provision of ₹2.00 lac has been earmarked under the scheme.

**CS(WSC)- 06/10-50 Implementation of Protection of Civil Rights Act-1955 and the Scheduled Castes & the Scheduled Tribes (Prevention of Atrocities Act 1989) (Shifted from Non Plan) (50:50)**

Approved Outlay-₹1000.00 lac

**3.21** As per 2011 Census, the percentage of Scheduled Castes population (31.94%) is highest in the Country. “Protection of Civil Rights Act, 1955 and the “The Scheduled Castes and the Scheduled Tribes (Prevention of Atrocities) Act 1989”; have been enacted as Central Act, applicable in all States including the State of Punjab. This scheme was introduced in the year 1986-87 with the aim to remove the untouchability from the grass root level. Under this scheme, encouragement award of ₹50,000/- is given to inter- caste married couples (Wherein one of the spouse belongs to Scheduled Caste), Panchayats/ Voluntary Organizations who work for the overall development of Scheduled Caste are given assistance of ₹25,000/- . Besides, seminars, debates and Mass Lunch are also organized at Block level. Wide publicity of Welfare Schemes including this scheme is also done through advertisement in various news papers and by distribution of Pamphlets/folders etc.

**3.22** Similarly, efforts have been made to minimize atrocities on Scheduled Castes in the State. With the enactment of Prevention of Atrocities



Act, 1989 & Prevention of Atrocity Rules, 1995, the State Govt. has taken effective measures for the prevention of atrocities and to cope with any offence under this Act. An expenditure of ₹731.04 lac is likely to be incurred under the scheme during the year 2017-18. An outlay of ₹1000.00 lac has been earmarked under the scheme for the year 2018-19.

**WSC-01 Share Capital Contribution to PSCFC (State Share 51% & GOI 49%).**

Approved Outlay - ₹1889.00 lac

**3.23** Under the scheme, direct loaning is done by Punjab Scheduled Castes Land Development & Finance Corporation (PSCFC) out of its share capital provided by the State Government and Government of India in the ratio of 51:49. The corporation is implementing direct lending scheme, economic venture scheme and the schemes pertaining to the liberation and rehabilitation of scavengers. Besides, the corporation is also utilizing its share capital in varying proportions in various schemes viz, karyana shop, electric shop, handloom, transport vehicles scheme, cloth shop, cycle/scooter repair shop, goat rearing scheme and shoe making being run in collaboration with National Safai Karmcharies Finance and Development Corporation (NSFKDC) and National Handicapped Finance and Development Corporation (NHFDC),

**3.24** An expenditure of ₹1121.00 lac is likely to be incurred under the scheme during 2017-18. During 2018-19, an outlay of 1889.00 lac has been earmarked under the scheme.

**CS(WSC)-04 Pre-Matric scholarship for Scheduled Caste Students Studying in class IXth & Xth (100% GOI)**

Approved Outlay-₹4642.00lac

**3.25** The objective of the Scheme is to support parents of SC children for education of their wards studying in classes IXth and Xth so that the incidence of dropout, especially in the transition from the elementary to the secondary stage is minimized and to improve participation of SC children in IXth and Xth

classes at the pre-matric stage. This scheme was introduced in the year 2012-13 w.e.f. 1.7.2012.

**3.26** The financial assistance under the scheme is admissible only for study in India and the student will be awarded by the State Government /Union Territory to which the applicant belongs i.e. where he is domiciled.

**3.27 Conditions of Eligibility**

- I. Student should belong to Scheduled Caste.
- II. His/her Parent/Guardian's income should not exceed ₹2.00 lakh per annum
- III. She/he should not be getting scholarship from any other Centrally funded pre matric scholarship
- IV. She/he should be a regular, full time student studying in a Government School or in a School recognized by Govt. or Central/State Board of Secondary Education.

**3.28** The value of scholarship includes the following for the duration of the course:-

Item	Day Scholars(₹)	Hostellers(₹)
Scholarship for 10 months	150 P.M.	350 P.M
Books and Adhoc Grant	750 P.M	1000 P.M

**3.29** An expenditure of ₹1938.35 lac is likely to be incurred during 2017-18. An outlay of ₹4642.00 lac has been earmarked under the scheme for 2018-19.

**CS(WSC)07 Up gradation of Merit of SC Students (100% GoI)**

Approved Outlay -₹1.00 lac

**3.30** Under the scheme, 100% Central Assistance is provided to the States for arranging remedial and special coaching for Scheduled Castes students studying in class IXth to XIIth. While remedial coaching aims at removing deficiencies in school subjects, special coaching is provided with a

view to prepare students for competitive examinations for entry into professional courses like engineering and medical. The main objective of the scheme is to upgrade the merit of Scheduled Caste students by providing them special coaching for their all round development through education in residential and non residential schools.

**3.31** Admission and selection process is left at the discretion of the concerned state government which will ensure total transparency and fairness both in the identification of coaching institutions and beneficiary students. The school selected under the scheme should have the facilities necessary for all round development of the child, enough hostel facilities and should shown good/excellent performance. A package grant of ₹25,000/- per student per year will be given with the following break-up:-

- (i) ₹ 15000 per student per year as under:-
  - Boarding & lodging charges @ ₹900 per month for 10 months = ₹9000  
(This component would be payable to the students studying in residential schools only.)
  - Pocket money @ ₹300 for 10 months= ₹3000
  - Books and Stationary ₹3000
- (ii) ₹10,000 per year per student for honorarium to principal, experts and other incidental charges.

**3.32** Nil expenditure is likely to be incurred during 2017-18. A token provision of ₹ 1.00 lac has been earmarked under the scheme for 2018-19.

**CS(WSC)53 Pradhan Mantri Adarash Gram Yojana (PMAGY) in SC villages (50:50) (Gol-GoP) (GOI share includes incentive grant)**

Approved Outlay-₹2660.00 lac

**3.33** This programme was launched by Government of India during 2009-10 for integrated development of 1000 villages having more than 50% SC population. The Pilot scheme was taken up in 5 states, which has been extended to 1500 new SC majority villages in the Country including Punjab. Punjab State has been included in the scheme during 2014-15. There are 2800 villages in

Punjab having more than 50% scheduled Caste population. PMAGY aims at to ensure all round integrated development of SC majority villages into model villages. These villages should, inter alia, satisfy the following norms:-

- (i) They have all requisite physical and social infrastructure for their socio economic development.
- (ii) Disparity between SC and non SC population in terms of common socio economic indicators (e.g. literacy rate, completion rate of elementary education, IMR/MMR, ownership of productive assets, etc.) is eliminated, the indicators are raised to at least the level of the national average and;
  - a) All BPL families, especially those belonging to SCs, have food and livelihood security, and are enabled to cross the poverty line and earn an adequate livelihood.
  - b) All children complete at least eight years of education, and
  - c) Incidence of malnutrition, especially among children and women, is eliminated.
- iii) Untouchability, discrimination, segregation, and atrocities against SCs are eliminated, as are other social evils like discrimination against girls/women, alcoholism and substance (drugs) abuse etc. and all sections of society are able to live with dignity and equality, and in harmony with others.

**3.34** Integrated Development of selected villages will be primarily achieved through implementation of existing schemes of central and state governments in a convergent manner. Gap filling funding @ ₹20.00 lac per village will be provided by Government of India (with expectation of a matching grant from State Government ) for meeting special requirements of villages which cannot be met from existing schemes. Besides, incentive grant will also be provided by Central Government. Efforts will also be made to rope in Public Sector undertakings (PSUs) and also private corporate sector in the development of selected villages and to dovetail their initiatives under Corporate Social Responsibility (CSR) with PMAGY).

**3.35** In the first stage, total 100 villages (50 villages each of Sri Mukatsar Sahib district and Hoshiarpur district) were selected during 2015-16 and the development works in these villages are complete. The development works in these villages have been carried out as per the actual need of the village.

**3.36** An expenditure of ₹1742.00 Lac is likely to incurred during 2017-18. A budget provision of ₹2660.00 Lac has been made during 2018-19.

### **WSC(D)-01 Construction of Dr.B.R.Ambedkar Bhawans and their operation**

Approved Outlay -₹101.00 lac

**3.37** The scheme was started in 1990-91 to commensurate the memory of Dr.B.R. Ambedkar. The state government is setting up Ambedkar Bhawans at each district headquarter. These Bhawans consists of an auditorium hall with seating capacity of 500 seats approximately, meeting hall with seating capacity of 50 seats and a library-cum-research centre. The district wise status of Ambedkar Bhawans is as under:-

- i. Completed and functional -14 Distts (Fatehgarh Sahib, Sri Muktsar sahib, Faridkot, Gurdaspur, Kapurthala, Roopnagar, Sangrur, Mansa, Bathinda, Moga, Firozpur, Patiala, Shaheed Bhagat Singh Nagar and Ludhiana).
- ii. Incomplete-3 Distts- (Hoshiarpur, Jalandhar, and Amritsar)
- iii. Work yet to be started in 5 districts- (S.A.S. Nagar, Tarn Taran, Barnala, Fazilka and Pathankot). Land is being acquired in these districts.

**3.38** An expenditure of ₹1.00 lac is likely to be incurred under the scheme during 2017-18. During 2018-19, an outlay of ₹101.00 lac has been earmarked under the scheme.

### **WSC (D)-02 Award to SC Sports Students (6-12 Classes)**

Approved Outlay-₹25.00 Lac

**3.39** The objective of the scheme is to inculcate the spirit of competition amongst scheduled caste students in the field of sports. The SC students who stand 1<sup>st</sup>, 2<sup>nd</sup> and 3<sup>rd</sup> from 6<sup>th</sup> to 12<sup>th</sup> classes were given awards at the rate of ₹25/- p.m. per students in each educational block. This amount has been enhanced w.e.f. 21-3-2014, as per detail given below :-

Primary Level	₹500 per year for 3 years
Middle Level	₹750 per year for 2 years
Higher secondary Level	₹1000 per year for 2 years

**3.40** Award money is directly transferred in the bank accounts of the claimant student through DBT system.

**3.41** An expenditure of ₹5.86 lac is likely to be incurred under the scheme during 2017-18. During 2018-19, an outlay of ₹25.00 lac has been earmarked under the scheme.

### **WSC-50 Loan waiver scheme for PSCFC**

Approved Outlay-₹1818.45 Lac

**3.42** There are many SC people who are unable to pay back the loan taken from Punjab Scheduled Castes Land Development and Finance Corporation due to various reasons like failure of the venture, death of the borrower or natural calamity etc. It has been decided to waive of the loan of those borrowers whose loan is upto 50,000 (lumpsum) including interest/penalty etc. as on 31.3.2017. The benefit will be given to those borrower who have been declared defaulter on 31.3.2017. The cut off date for calculation of interest/penalty will be 31.3.2017. Punjab Govt. will reimburse the waived off money to the Corporation and No Objection Certificate will be issued to the borrower only when Punjab Govt. will reimburse the waived off money to the Corporation. In case of those borrowers who have filed any case in Civil Courts

against Corporation, the benefit will be given only after he has withdrawn the case. Executive Director of the Corporation will be the final authority if there is any dispute regarding loan waiving and legal jurisdiction will be Chandigarh. An expenditure of ₹1818.45 lac is likely to be incurred under the scheme during 2017-18. During 2018-19, an outlay of ₹1818.45 lac has been earmarked under the scheme.

## **INDUSTRIAL TRAINING**

### **ITI-07 Provision of Free Text Books and Tool Kits to the Scheduled Castes**

Approved Outlay -₹ 100.00 Lac

**3.43** Under this scheme, students belonging to scheduled castes are provided theory books and tool kits at the time of admission. After the completion of training, they will keep the theory books and tool kits with them so that they are able to set up their own venture.

**3.44** An expenditure of ₹1.00 lac is likely to be incurred under the scheme during 2017-18. During 2018-19, an outlay of ₹100.00 lac has been earmarked under the scheme.

**3.45** The detail of various schemes/programmes to be implemented exclusively for SCs in the year 2018-19 is given at Statement X.

\*\*

## CHAPTER IV

### SPECIAL CENTRAL ASSISTANCE (SCA) PROGRAMME

#### Concept

The Ministry of Social Justice and Empowerment, Government of India had launched a Central Sector Scheme “**Special Central Assistance (SCA) to Scheduled Castes Sub Plan (SCSP)**” in the year 1979-80. Special Central Assistance is an additive to the Scheduled Castes Sub Plan of the State and is not linked to any particular programme or scheme. Under this programme, a lumpsum amount is released to the States and formulation of schemes and schematic allocation is done by the States. State Governments have been given full flexibility to formulate the SCA schemes and schematic allocation at their own level keeping in view the felt needs of SC people which may vary from State to State and even from District to District within the State. SCA should be used in an integrated, optimal and cost effective manner in conjunction with the flow of outlays/ benefits from various sources of the State or to be in conjunction with the Scheduled Castes Sub Plan of the State mainly for income generating schemes for SCs living below the poverty line.

#### Criteria for allocation of SCA to the States

**4.2** The criteria for allocation of Special Central Assistance to the States is as under:-

- |      |   |     |
|------|---|-----|
| i)   | On the basis of SC population of the State  | 40% |
| ii)  | On the basis of Relative backwardness of the State<br>(Inverse of State's per capita domestic product)  | 10% |
| iii) | On the basis of the percentage of SC families in the State covered by the composite economic development programmes in the Plan to enable them to cross the poverty line. | 25% |
| iv)  | On the basis of Scheduled Castes Sub Plan to the Annual Plan as compared to the SC population percentage in the State.  | 25% |



**4.3** As per guidelines, out of the total SCA released to the States, upto 10% can be utilized for infrastructure development programmes in the villages having 50% or more SC population, at least 10% on skill development training programmes for SCs and 3% for supervision, monitoring and evaluation of economic development schemes implemented with the support of SCA funds. Rest of the amount can be utilized for self employment ventures for which subsidy to the extent of ₹ 10,000/- is permissible. However, in case of skill development programmes, Rs. 15,000/- per trainee can be spent for imparting training to BPL SCs.

**4.4** The detailed guidelines issued by the Ministry of Social Justice and Empowerment from time to time regarding utilisation of Special Central Assistance are available at **Annexure-X** on the website of the Welfare Department i.e. [www.welfarepunjab.gov.in](http://www.welfarepunjab.gov.in) under section "Directorate of SCSP" and link "GOI guidelines".

**Status of SCA received from GOI and utilised by the State Govt. since 10<sup>th</sup> Five Year Plan (2002-2007)**

(₹ lac)

Year	Opening balance	SCA released by GOI	Total SCA available (Col 2+Col 3)	SCA utilized (out of Col 4)	Un-spent balance (Col 4 - Col 5)	Physical achievement (Beneficiaries) (against Col. 5)
1	2	3	4	5	6	7
<b>10<sup>th</sup> Five Year Plan (2002-07)</b>						
2002-03	3074.72	-	3074.72	1289.85	1784.87	18,353
2003-04	1784.87	680.03	2464.90	380.28	2084.62	3,369
2004-05	2084.62	-	2084.62	112.56	1972.06	9,127
2005-06	1972.06	-	1972.06	659.16	1312.90	6,435
2006-07	1312.90	864.83	2177.73	848.81	1328.92	8,250
<b>11<sup>th</sup> Five Year Plan (2007-12)</b>						
2007-08	1328.92	375.85	1704.77	1003.25	701.52	12,006
2008-09	701.52	1004.07	1705.59	717.62	987.97	6,996
2009-10	987.97	1075.88	2063.85	555.67	1508.18	5688
2010-11	1508.18	1362.33	2870.51	1057.13	1813.38	11273
2011-12	1813.38	-	1813.38	473.36	1340.02	7075
<b>12<sup>th</sup> Five Year Plan (2012-17)</b>						
2012-13	1340.02	-	1340.02	425.41	914.61	10416
2013-14	914.61	-	914.61	440.48	474.13	7841
2014-15	474.13	-	474.13	474.13	-	7274
2015-16	-	2708.95	2708.95	1313.13	1395.82	14863
2016-17	1395.82	5239.94	6635.76	1224.57	5411.19	12185

Year	Opening balance	SCA released by GOI	Total SCA available (Col 2+Col 3)	SCA utilized (out of Col 4)	Un-spent balance (Col 4 - Col 5)	Physical achievement (Beneficiaries) (against Col. 5)
1	2	3	4	5	6	7
2017-18	5411.19	-	5411.19	5411.19 (Anti.)	-	43066 Beneficiaries, 972 camps, 50 Villages (Anti.)

**4.5** An allocation of ₹ 45.00 Crore has been earmarked during 2018-19 to cover 43,066 beneficiaries under various Skill Development/ Subsidy Schemes and 50 SC dominated villages having 50% or more SC population for infrastructure development. Also 972 awareness camps in dairy development activities will be organized.

**4.6** The department wise and scheme wise detail regarding financial and physical achievements during 2016-17 and 2017-18 and financial and physical Action Plan for 2018-19 is given in the Statements IV, V & VI.

**4.7 Steps Taken for effective implementation of SCA programme**

**(i) Constitution of District Level Scrutiny Committee**

State Govt. has constituted a District Level Scrutiny Committee on 15-05-2015 for scrutinizing the proposals received from Non Government Organisations (NGOs) under Special Central Assistance & Plan scheme PM 06-“Assistance to NGOs”. This committee has been constituted under the Chairmanship of the Additional Deputy Commissioner (Dev.) of the concerned district. The concerned District Welfare Officer is the member secretary of the Committee. The members of the committee are District Head of the concerned department (in case of PM 06 scheme), representatives of the mother NGO of the District/SOSVA and the concerned NGO whose proposal is being considered. The constitution of the committee is given in the **Annexure-G**.

**(ii) Raising of income limit for training schemes under SCA**

Although State Govt. has enhanced the annual income limit for Below Poverty Line families to be covered under SCA (from ₹20,000/- to

₹67649/- for rural areas and from ₹ 27500/- to ₹ 88756/- for urban areas) on 08-10-2015 (**Annexure-H**), yet keeping in view the possibility of less admission in the training schemes, State Govt. has enhanced the income limit for BPL SCs candidates seeking admission in training courses implemented under Special Central Assistance Programme. As per the new criteria, preference will be given to those BPL SC candidates whose family income is ₹67649/- for rural areas and ₹ 88756/- for urban areas. However, if the seats remain vacant under training programmes, the admission will be given to those SC candidates whose family income is ₹ 2.50 lac per annum. The notification issued by the State Govt. is at **Annexure-I**.

**Department-wise write up of schemes to be implemented under SCA Programme during 2018-19.**

## **I. WELFARE OF SCHEDULED CASTES**

### **SCA(SC)-1 Setting up of institutes for training in typing & stenography to below poverty line SCs**

*Approved Outlay - ₹ 148.61 Lac*

**4.8** Under the Scheme, training in Stenography (Punjabi and English) is being imparted at Stenography Institute at SAS Nagar, (Seating capacity 80) since 1984-1985 to the unemployed below the poverty line SC graduates. Two more training institutes at Firozpur and Patiala were set up in the year 1999 and one training institute at Amritsar in 2002 on the pattern of SAS Nagar Institute. The sanctioned seats in the training institutes set up at Firozpur, Patiala and Amritsar is 50 seats each (25 English and 25 Punjabi). These training Institutes provide shorthand and typing training (Punjabi and English language) to the unemployed BPL SC graduates. These institutes have also been equipped with the facility of computers. The duration of the training is one year. In addition to the free coaching, stipend @ ₹ 1500 per month is paid to each trainee during the training.

**4.9** An amount of ₹ 137.00 lac is likely to be spent to impart training to 147 SC beneficiaries during 2017-18. An allocation of ₹ 148.61 lac has been earmarked for the year 2018-19 to provide training to 180 beneficiaries under the scheme.

**SCA(SC)-3 Providing of equipment /raw material in 24 Training-cum-Production Centres of Welfare Department**

*Approved Outlay- ₹ 10.00 Lac*

**4.10** The objective of the scheme is to train SC widows/women and girls living below the poverty line in technical trades so as to enable them to supplement their family income. 24 Training–Cum-Production Centres of different trades were sanctioned in the year 1977-78 i.e. Readymade garments-10, Handloom-5, Canning-3, Plastic goods-1, Leather goods-4, Carpet making-1 are sanctioned. These centres are being supplemented under SCA programme from the year 1994-95. At present only 6 centres are functioning in the State (Readymade garments-3, Carpet making-1, Handloom-2). 25 trainees are trained in each training centre every year. Duration of the training is one year. Stipend of ₹ 500/- P.M. is provided to the trainees. The items prepared by the trainees during the training period are sold in the market at 10% profit by holding exhibitions on different occasions. The profit money is used as revolving fund for purchase of raw material of the concerned trade. After completion of training, trainees are also provided assistance to take up self-employment in the respective trades. After completion of one batch, the training centres are shifted to other villages preferably SC dominated villages having 40% or more SC population. The concerned village panchayat provides rent free building and also pays the electricity and water charges of the centre running in the village.

**4.11** An amount of ₹ 27.90 lac is likely to be spent to give stipend to SC beneficiaries during 2017-18. An allocation of ₹ 10.00 lac has been earmarked for the year 2018-19.

**SCA(SC)-4 Strengthening of 108 Community Centres - providing equipment and raw material**

*Approved Outlay- ₹ 31.50 Lac*

**4.12** Under the scheme, one year training in cutting, tailoring and embroidery is provided to the below poverty line women/girls to enable them to be self employed/self dependent. The expenditure on the staff is met from the non-plan budget. Funds required for raw material, repair and maintenance of machinery, free sewing machines to the successful trainee etc. are provided from SCA to strengthen the existing Community Centres opened in the State. At present only 39 community centres are functioning.

**4.13** In each centre 20 BPL SC women/girls are trained every year. A free sewing machine is given to the trained girls after completion of the training so that they are self-employed. The items prepared by the trainees during the training are sold in the market at 10% profit by holding exhibitions on different occasions. The profit money is used as revolving fund for purchase of raw material for the concerned trade. After completion of one batch, the training centres are shifted to other villages preferably SC dominated villages having 40% or more SC population. The concerned village panchayat provides rent free building and also pays the electricity and water charges of the centre running in the village.

**4.14** An amount of ₹ 31.50 lac is likely to be spent during 2017-18 to provide free sewing machines to trained SC women/girls during 2017-18. An allocation of ₹31.50 lac has been earmarked for the year 2018-19.

**SCA(SC)-10 Creation of infrastructure facilities in the villages having 50% or more SC population.**

*Approved Outlay- ₹ 700.00 Lac*

**4.15** As per the guidelines of the Ministry of Social Justice & Empowerment, Govt. of India, 10% of the total SCA released to the States can

be utilized on creating infrastructure in the villages having 50% or more SC population. Under the scheme, infrastructure facilities such as pucca streets, drinking water, drainage, streets lights, community centres, toilets etc. in the villages having 50% or more SC population of the State can be provided.

**4.16** An amount of ₹ 723.72 lac is likely to be spent during 2017-18 to provide basic infrastructure facilities to 7237 BPL SC families living in the villages having 50% or more SC population. An allocation of ₹ 700.00 lac has been earmarked for the year 2018-19.

**SCA(SC)-12 Capital Subsidy to PSCFC under bank tie-up loaning programme**

*Approved Outlay- ₹ 500.00 Lac*

**4.17** The objective of the scheme is to provide loan through commercial banks to the SC families living below the poverty line for self-employment / ventures. Capital Subsidy @ 50% of the loan amount subject to the maximum of ₹.10,000/- is provided out of SCA. ₹ 1000.00 lac are likely to be spent during 2017-18 to provide self employment to 10,000 BPL SCs. An allocation of ₹ 500.00 lac has been earmarked under the scheme for the year 2018-19 to cover 5000 SC beneficiaries.

**SCA(SC)-18 Backend Subsidy incentive for loaning schemes of PSCFC.**

*Approved Outlay- ₹ 51.00 Lac*

**4.18** This scheme has been introduced under SCA programme during 2017-18. Under this scheme, subsidy of ₹ 10,000/- will be paid to BPL SCs beneficiaries for loaning schemes of PSCFC. The objective of the scheme is to encourage the BPL SCs for taking loans available under direct lending schemes of PSCFC. Also, the beneficiaries will come out of debt trap. The scheme will also encourage the beneficiaries to timely repay the loan. The backend subsidy

will be paid only if the beneficiary has timely repaid the loan alongwith interest. The scheme will be applicable for the loans taken during the year 2015-16 and afterwards.

**4.19** An amount of ₹ 51.00 Lac is likely to be spent during 2017-18 to provide backend subsidy to 510 SC beneficiaries. An amount of ₹ 51.00 lac has been earmarked for the year 2018-19 to provide backend subsidy to 510 beneficiaries.

## II. SCHEDULED CASTES SUB PLAN

### SCA(SCSP)-1 Formulation/Monitoring/Review and Implementation of SCSP

*Approved Outlay- ₹ 14.50 Lac*

**4.20** The Directorate of Scheduled Castes Sub Plan was set up by the State Govt. in the year 1994 for formulation/monitoring/review and implementation of SCSP/SCA in an effective manner. This Directorate is maintaining the data base of Scheduled Castes in Punjab. For this purpose, a Computer Centre has been set up in the Directorate of SCSP. The basic data of SCs is being uploaded regularly on the website [www.welfarepunjab.gov.in](http://www.welfarepunjab.gov.in). of the Welfare Department. Besides, study tours/training of the officers of the Directorate are proposed to be organized with the objective to update their knowledge and skill in the field of economic planning and SCSP/SCA.

**4.21** An amount of ₹ 14.50 lac is likely to be spent during 2017-18. An allocation of ₹ 14.50 lac has been earmarked under this scheme for the year 2018-19 as per the following details:-

		(₹ lac)
(i)	Computerisation of Directorate of SCSP	13.50
(ii)	Strengthening of Data Base, Study Tours, Training etc.	1.00
<b>Total:</b>		<b>14.50</b>

**SCA(SCSP)-2 Placing of SCA funds at the disposal of district authorities – (i) Deputy Commissioners (ii) District Welfare Officers**

*Approved Outlay- ₹ 2441.29 Lac*

**4.22** It has been observed that the development programmes being implemented for the below poverty line Scheduled Castes in the districts tend to get slow down either because a particular input is not available under the approved schemes or certain sanctions/formalities take a long time due to procedural constraints and the matter is referred to the State Headquarters for final approvals. To expedite the implementation of the programme for economic development of SCs some SCA funds are provided to the Deputy Commissioners on adhoc basis keeping in view the performance of the district(s) and the genuine proposals. Deputy Commissioners formulate the schemes for the economic development of below poverty line Scheduled Castes with reference to their occupational pattern as per the felt needs of the concerned district which increases productivity and income from their limited resources. Deputy Commissioners send these proposals to the Directorate of Scheduled Castes Sub Plan for approval and Directorate of SCSP accords necessary sanctions. All the Additional Deputy Commissioners(Dev.) have been declared Drawing and Disbursing Officers of the scheme. The funds are drawn by them from the concerned District Treasury as and when the sanction is issued by Directorate of SCSP.

**4.23** Presently, District Authorities are providing subsidy items to BPL SCs to make them self employed. The items include power operated spray pumps with safety kits, air compressors and puncture tool kits, rickshaw/rehris, cycle/rickshaws, mobile tea shops, multipurpose rehris etc. Also various training programmes are being run like training in cutting tailoring, phulkari, hand embroidery, beauty parlor, fashion designing, fancy bag manufacturing, welding, AC and fridge repair, two wheeler mechanic, electrician, motor winding, maintenance of invertors and stabilizers, tie and die technology etc. Also as per the guidelines of MoSJE, GoI upto 10% SCA funds are being utilized to provide



infrastructure facilities like providing RO water purifier, sports tool kits and furniture in schools situated in villages having 50% and more SC population.

**4.24** From the year 2017-18 all the training programmes have been compulsorily made National Skill Qualification Frame Work (NSQF) compliance as per the guidelines of Ministry of Skill Development, Gol conveyed to the State Government by MoSJE, Gol.

**4.25** An amount of ₹ 2143.10 lac is likely to be spent during 2017-18 under the scheme to provide benefit to 21430 beneficiaries. An allocation of ₹2441.29 Lac has been earmarked for the year 2018-19 to provide benefit to 24413 beneficiaries.

**SCA(SCSP)-4 Setting up of a Monitoring Cell in the Directorate of SCSP for the purpose of surveys/studies and evaluation**

*Approved Outlay- ₹ 35.60 Lac*

**4.26** As per the guidelines of Ministry of Social Justice and Empowerment, Govt. of India with regard to implementation of SCA programme, 3% of the total SCA funds received from Govt. of India can be utilized on staff and infrastructure for proper monitoring of SCA schemes. To know the impact of the Special Central Assistance Programme, the Ministry seeks the information every year about the number of beneficiaries who have crossed the poverty line after availing the benefit of SCA. The survey and evaluation of SCA schemes is conducted after 2-3 years of their implementation. To meet the requirement of the Ministry on year to year basis, a Monitoring Cell was established in the Directorate of Scheduled Castes Sub Plan during 2010-11. The evaluation reports prepared by this Cell for SCA schemes implemented during 2007-08 to 2012-13 have already been sent to the Ministry. The evaluation report for the year 2013-14 has been finalized and is being sent to the Ministry, shortly. During 2018-19, this cell will also start work for monitoring & evaluation of SCA schemes implemented during 2014-15.

**4.27** An amount of ₹ 35.60 lac is likely to be spent during 2017-18. An amount of ₹ 35.60 lac has been earmarked during 2018-19.

### **III. ANIMAL HUSBANDRY**

#### **SCA(AH)-1 Female buffalo calf rearing**

*Approved Outlay- ₹ 51.00 Lac*

**4.28** The objective of the scheme is to improve the economic status of the BPL Scheduled Caste landless labourers involved in the Animal Husbandry practices by providing them two young buffalo/cow female calves (about 6 months old) for rearing. When the calves are fully developed, the beneficiaries can sell it in the market or can keep the same for milk production. This would help them to generate additional family income to cross the poverty line. The calves will be selected from the dairy farms around the cities where buffalo/cows of superior genetical potential are available in abundance.

**4.29** Under the scheme, each beneficiary will be given two female buffalo/cow calf costing ₹ 10,000/-. De-worming of this calf will be done by the Animal Husbandry Department free of cost. An amount of ₹ 51.00 lac is likely to be spent during 2017-18 to provide calves to 500 BPL SC families. An allocation of ₹ 51.00 lac has been earmarked to provide calves to 500 BPL SC beneficiaries under the scheme during 2018-19.

#### **SCA(AH)-2 Setting up of Goat/Sheep rearing units**

*Approved Outlay- ₹ 50.00 Lac*

**4.30** Under the scheme, each identified family will be provided a unit of four goats/sheep kids upto 6 months of age (approximately ₹ 2500/- per kid). A subsidy @ 50% of total cost of the unit subject to a maximum limit of ₹ 10,000/- will be provided to each BPL SC family. Deworming of the goats/sheep would be done by the Animal Husbandry Department free of cost.

**4.31** An amount of ₹ 50.00 lac is likely to be spent to provide goat/sheep units to 500 BPL SC families during 2017-18. An allocation of ₹ 50.00 lac has been earmarked under the scheme during 2018-19 to establish 500 goat/sheep rearing units.

**SCA(AH)-6 Supply of Hand Driven Chaff Cutter (Toka Machine) to landless/marginal Scheduled Castes families**

*Approved Outlay- ₹ 40.00 Lac*

**4.32** This scheme was introduced during 2013-14 on trial basis. The objective of the scheme is to facilitate the landless and marginal below poverty line Scheduled Caste families by providing them a hand driven chaff cutter at their door step so that they can feed their milch animals properly and easily.

**4.33** The landless agriculture labourers and marginal SC farmers who keep with them milch animals and other livestock for their domestic need collect the green fodder from the fields but have no fodder cutter of their own. They have to go to the land owners/large farmers for cutting their fodder. Under this scheme, each beneficiary will be given a good quality hand driven chaff cutter at a cost of ₹ 6000/-.

**4.34** An amount of ₹ 40.00 lac is likely to be spent during 2017-18 to provide Hand Driven Chaff Cutters (Toka Machine) to 500 BPL SC beneficiaries. During 2018-19, a budget provision of ₹ 40.00 lac has been made to provide chaff cutter to 500 BPL SC beneficiaries.

#### **IV. DAIRY DEVELOPMENT**

**SCA(DD)-3 Capacity building programme for Scheduled Castes milk producers.**

*Approved Outlay- ₹ 68.00 Lac*

**4.35** Scheduled Castes people engaged in dairy activities lack the knowledge of latest milk animal management techniques and information about

the different schemes being implemented by the State Govt. for improvement of milk production. Therefore, there is need to reach out to them and help them to provide knowledge at their door steps. This scheme was included during 2016-17 to organize awareness camps in the SC dominated villages under the supervision of district head of the Dairy Development Department. Expert faculty will be hired for each camp and people will be educated about the latest management practices and govt. schemes for dairy farming/milk production. Printed literature will also be distributed for ready reference of the public.

**4.36** An amount of ₹ 68.00 lac is likely to be spent during 2017-18 to organize 972 awareness camps. An allocation of ₹ 68.00 lac has been earmarked during 2018-19 to organize 972 awareness camps.

#### **V. INDUSTRIES (PUNJAB INFOTECH)**

**SCA(INFO)-1 Certificate training to 10th & 12th Pass BPL SC boys/girls through CAL-C.**

*Approved Outlay- Nil*

**4.37** Punjab Information and Communication Technology Corporation Limited (Punjab InfoTech) is a State Government undertaking which imparts computer education in the Centre for Advance Learning in Computers (CAL-C). These are authorized training centers by the State Govt. At present, there are about 80 training centers running through-out the State. These training centers are well equipped with required staff and infrastructure of the latest technology.

**4.38** Course-1 will be certificate course in software applications for 10th pass SC boys/girls. The duration of the course will be 6 months and during this period 315 hrs. training will be imparted in software application. The objective of this course is to enable students to learn IT tools like MS office, TALLY, Desk Top Publishing, Networking etc. commonly used in official environment. Each successful trainee will be given a tablet after completion of the training so that he/she can look for self employment. Punjab Infotech will award certification.

2200 boys/girls (100 from each district) will be imparted training through course-1 during 2017-18.

**4.39** Course-2 will be certificate course in web technology for 12th pass SC boys/girls. The duration of the course will be 6 months and during this period 315 hrs. training will be imparted in Window Operating System, Programme Fundamentals, MySQL etc. The objective of this course is to enable students to learn designing and developing websites using HTML, PHP, MySQL etc. Each successful trainee will be given a tablet after completion of the training so that he/she can look for self employment. Punjab Infotech will award certification. 1100 boys/girls (50 from each district) will be imparted training through course-2 during 2017-18.

**4.40** An amount of ₹ 330.00 lac is likely to be spent during 2017-18 to impart training and provide tablets to 3300 candidates in all the districts of the State. As per proposal of the implementing department, the scheme has been dropped during 2018-19.

**SCA(INFO)-2 Advanced Diploma in Computer Application, Accounting and Publishing-(Level-4) (New scheme).**

*Approved Outlay- ₹ 198.00 Lac*

**4.41** Under this scheme training will be imparted to BPL SCs in Computer Application, Accounting and Publishing etc. The training will be focused on the concepts of computer fundamental, identifying concepts of operating system, use of office automation software, preparation of financial accounting, preparation of account books through accounting package and advance skills on page maker, photo-shop and coral draw. Duration of the course will be 200 hrs.(2 months). The minimum qualification will be intermediate with knowledge of basic computer and internet concepts. Training will be provided in CAL-C centres across the State. Punjab INFOTECH will charge a fee of ₹ 5,000/-

per candidate including study material. The detail of the broad syllabus and assessment criteria is as under:-

S. No.	Syllabus/Assessment criteria	Total marks	Written	Practical	Viva-voce
1	Knowledge of computer fundamentals and office automation	125	50	50	25
2	Concepts of Financial accounting	125	50	50	25
3	Preparation of account books using accounting package	125	50	50	25
4	Concept of desktop publishing software	125	50	50	25
	<b>Total</b>	<b>500</b>	<b>200</b>	<b>200</b>	<b>100</b>

A budget provision of ₹ 198.00 lac has been made during 2018-19 to provide Advanced Diploma to 2200 BPL SC boys/girls.

**SCA(INFO)-3 Certificate course in office automation (Level-3) (New scheme).**

*Approved Outlay- ₹ 60.50 Lac*

**4.42** Under this scheme training will be given to BPL SCs in office automation. Duration of the course will be 80 hrs.(1 months). The minimum qualification will be 12th pass. Training will be provided in CAL-C centres across the State. Training will be imparted in basics of computer, windows, MS Office, Spread sheets, Usage of Internet, Web Browser, Communication & collaboration and making small presentations. Punjab INFOTECH will charge a fee of ₹ 3,000/- per candidate including study material.

**4.43** A budget provision of ₹ 60.00 lac has been made during 2018-19 to provide certificate course to 1100 BPL SC boys/girls.

## VI. NEW AND RENEWABLE SOURCES OF ENERGY

### **SCA(PEDA)-1 Providing LED based solar photovoltaic street lights in villages having 50% or more SC population.**

*Approved Outlay- ₹ 100.00 Lac*

**4.44** As per the guidelines of the Ministry, upto 10% of the total SCA released to the States can be utilized on creating infrastructure in the villages having 50% or more SC population. The infrastructure includes pucca streets, drinking water, drainage, streets lights, community centres, toilets etc. in the villages having 50% or more SC population.

**4.45** Under this scheme solar photovoltaic street lights will be installed in SC dominated villages. The number of street lights to be installed in each village depends upon the size of the village. These lights will be installed inside the houses of the people. It will be social responsibility of the house owner to operate these lights and inform the department in case of any fault.

**4.46** An amount of ₹ 100.00 lac is likely to be spent during 2017-18 to install solar street lights in 38 villages having 100% SC population. An allocation of ₹ 100.00 lacs has been earmarked during 2018-19 under this scheme to provide solar street lights in 50 villages having 50% or more SC population.

\*\*

## CHAPTER – V

### 20 POINT PROGRAMME (SC Families Assisted)

The 20 Point Programme (TPP) was launched by Government of India in the year 1975. The programme was first revised in 1982 and again in 1986. It was further restructured in 2006, keeping in view the challenges of 21<sup>st</sup> Century with particular reference to the ongoing process of economic reforms, liberalization and globalization of Indian Economy. The programmes /schemes under the TPP-2006 are in harmony with the priorities contained in the National Common Minimum Programme (NCMP). The thrust of TPP-2006 is towards programmes for eradicating of poverty and improving the quality of life of the poor and the under-privileged people all over the country. The programme covers various socio economic aspects like poverty, employment, education, housing, health, agriculture, land reforms, irrigation, drinking water, protection and empowerment of weaker sections, consumer protection, environment, e-governance, etc. This programme is being monitored by the Ministry of Statistics and Programme Implementation, Government of India on the basis of performance report received from the State Governments/UTs and the Central Nodal Ministries.

**5.2** The 20 Points further comprises 65 monitorable items which are synonymous with the programmes/schemes being administered by various Ministries/Departments of Government of India and implemented by the State Governments and UTs. The monitoring mechanism became operational w.e.f. April. 2007. The point No. 10 of this programme relates to '**Welfare of Scheduled Castes, Scheduled Tribes, Minorities and OBCs**'. This point consists of 10 items from item No. 33 to item No. 42. The item No. 33 relates to "**SC Families Assisted**" and is monitored on quarterly basis by the Ministry of Social Justice and Empowerment, Government of India being the concerned Administrative/Nodal Ministry for this item.



**5.3** The Ministry of Statistics and Programme Implementation, Government of India in consultation with the Nodal Ministry modified the scope of item No. 33 from the year 2012-13. Under the modified scope, the targets for item No.33 relate to the following two sub-parameters:-

**Sub-parameter (i)**

SC students benefitted under the Post Matric Scholarship Scheme.

**Sub-parameter (ii)**

SC families assisted for income generating activities under:-

- (a) Special Central Assistance (SCA) to Scheduled Castes Sub Plan (SCSP).
- (b) Concessional loan scheme of National Scheduled Castes Finance and Development Corporation (NSFDC).

**5.4** In Punjab State, the Directorate of Scheduled Castes Sub Plan, Welfare Department is the nodal department for reporting quarterly progress report regarding item No. 33 -"SC Families Assisted". The sub-parameter wise detail of targets and achievements during the year 2016-17 and Targets and Anticipated Achievements during the year 2017-18 is given as below:-

Sr. No.	Sub-Parameter	2016-17		2017-18	
		Targets (No. of SC families assisted)	Achievements (No. of SC families assisted)	Targets (No. of SC families assisted)	Anticipated Achievements (No. of SC families assisted)
I	SC students benefitted under the Post Matric Scholarship Scheme.	3,50,000 (demand driven)	3,05,000	3,41,000	3,41,000
II (a)	Special Central Assistance (SCA) to Scheduled Castes Sub Plan (SCSP).	76,068	12,185	44,786	45,577
II (b)	Concessional loan scheme of National Scheduled Castes Finance and Development Corporation (NSFDC).	500	30	500	500
<b>Total</b>		<b>4,26,568</b>	<b>3,17,215</b>	<b>3,86,286</b>	<b>3,87,077</b>

**5.5** The Ministry of Social Justice & Empowerment, Govt. of India has informed that no targets will be fixed by the Ministry for the parameter (i) i.e. “SC students assisted under post matric scholarship” because this parameter is demand driven. Therefore, the targets for this parameter for the year 2016-17, 2017-18 & 2018-19 have been fixed on the basis of Action Plan of the State Govt. for these years.

**5.6** The sub-parameter-wise detail of targets fixed by the State for item No. 33- "SC Families assisted" under the Point No. 10 of the 20-Point programme for the year 2018-19, is as given below:-

<b>Sr. No.</b>	<b>Sub-Parameter</b>	<b>Physical Targets (No. of SC families assisted)</b>
i	SC students benefitted under the Post Matric Scholarship Scheme	3,41,000 (as per action plan)
ii (a)	Special Central Assistance (SCA) to Scheduled Castes Sub Plan (SCSP)	43,066
ii (b)	Concessional loan scheme of National Scheduled Castes Finance and Development Corporation (NSFDC)	500
	<b>Total</b>	<b>3,84,566</b>

**5.7** The scheme-wise outlay and achievement for the year 2017-18 and targets for the year 2018-19 for item No.33 under the Point No. 10 of the 20-Point programme is given in the STATEMENT-VII.

\*\*\*\*\*

## CHAPTER –VI

### EMPOWERMENT OF SCHEDULED CASTE WOMEN/GIRLS

#### **Status of Women in Punjab**

The status of women varies from State to State across the Country. Punjab State is acknowledged as one of the States where women's status is quite satisfactory. The State is influenced by the preachings of Gurus and Saints, who had particularly stressed upon the equality of women and preached against child marriages, female foeticide, sati pratha and illiteracy among the women. To empower the Schedule Caste girls/women in the State, various programmes are being implemented/initiated by the State Govt. to uplift their educational, social and economic status.

#### **Educational Status**

**6.2** At present, the State Govt. is implementing various schemes exclusively meant for the upliftment of educational status of SC women/girls like Attendance scholarship to SC primary girl students to encourage them to attend the schools regularly and to minimize the drop-out rate among them. Other schemes for girls are strengthening of girls senior secondary schools and opening of meritorious schools, construction and running of girls hostels in secondary and higher secondary schools, toilets for girls in all schools, attendance scholarships to SC primary girl students, handicapped girl students in rural area. Other programmes, where about 50% allocation is kept to promote educational status of women are Digital education in government schools, Rashtriya Madhyamik Shiksha Abhiyan (RMSA) for universalization of secondary education, Dr. Hargobind Khurana scholarships for brilliant poor students, Sarv Shiksha Abhiyan, Mid Day Meal and coaching of stenography etc.

**6.3** With the result, literacy rate has improved considerably and dropout rate of SC girls has decreased. However, the dropout rate among SC girls as compared to SC boys is still higher upto 5<sup>th</sup> standard, whereas, the dropout rate of boys is higher than girls upto 10<sup>th</sup> standard.

### Sex wise SC Population and Literacy Rate in the State

Population- Census 2011	Total	Male	Female
SC Population	88.60 lac	46.40 lac	42.20 lac
SC Literacy rate	64.81%	70.66%	58.39%

### Dropout rate of total (boys and girls) vis-a-vis SCs (boys and girls) in the State of Punjab 2010-11 (as on 30-9-2010)

Standard	Total			SCs		
	Total	Boys	Girls	Total	Boys	Girls
Upto 5 <sup>th</sup> class (Class I-V)	9.4	4.4	14.9	22.3	21.7	23.0
Upto 8 <sup>th</sup> class (Class I-VIII)	9.2	5.2	13.7	-	-	-
Upto 10 <sup>th</sup> class (Class I-X)	30.5	30.2	30.7	55.7	57.3	54.0

(Source:- Statistics of School Education, 2010-11 Ministry of HRD, GoI-2014 )

### Economic Status

**6.4** The data regarding economic status of SC women is not presently available in the State. However, major chunk of SC women workers are engaged in agriculture as labourers and look after their livestock at their home and engaged as household workers. State Govt. is running exclusive training institute for girls "Mai Bhago Armed Forces Preparatory Institute at Mohali" to impart preparatory training to enter in the armed forces. Another state scheme to promote women entrepreneurship under standup India (WISH) is likely to provide impetus to the efforts of the Government for economic development of women in the state. There are some other schemes like National Rural Livelihood Mission, National Rural Employment Guarantee scheme etc. where more than 50% women are engaged. The State Govt. is also implementing various exclusive programmes for SC women/girls like Fabric painting, Tie & die technology, beauty Parlour, cutting & tailoring, stitching, embroidery, fashion designing etc. for the economic development of SC women. The priority is also given to SC women under various beneficiary oriented economic development programmes such as 'Bank tie-up loaning' and placing of funds at the disposal of District Authorities etc. which are being implemented with the assistance from the State Government and Central Government.

## **Social Security**

**6.5** In order to inculcate the sense of Social Security among the SC girls/women, the exclusive programmes for SC women/girls like Mai Bhago Vidya Scheme, Scheme for adolescent girls, National Mission for empowerment of women including Pradhan Mantri Matru Vandana Yojana, Ashirwad scheme to SC girls/women/divorcee and daughters of widows at the time of their marriage, Kishori Shakti Yojna, financial assistance to widows and destitute women, women helpline etc. are being implemented by the State Govt.

**6.6** During 2017-18, an amount of ₹ 1258.86 crore is likely to be utilized for the socio-economic and educational development of SC women/girls under SCSP schemes having considerable women component. The estimates of SCSP expenditure 2018-19 include ₹1520.08 crore as women component under significant schemes for the benefit of SC women/girls. The detail of various schemes/programmes for the empowerment of SC women/girls proposed to be implemented in the year 2018-19 is given at Statement - VIII.

\*\*

## SCSP at a Glance

### SCSP 2017-18

➤ Estimates of SCSP Expenditure	₹ 5524.10	Crore
➤ Anticipated Expenditure	₹ 3832.00	Crore
➤ Estimates of SCSP Expenditure for schemes exclusively meant for SCs	₹ 873.55	Crore
• Percentage with Estimates of SCSP Expenditure	15.81%	
➤ Anticipated Expenditure on schemes exclusively meant for SCs	₹ 284.15	Crore

### SCSP 2018-19

➤ Estimates of SCSP Expenditure	₹ 5998.79	Crore
➤ Estimates of SCSP Expenditure for schemes exclusively meant for SCs	₹ 1042.62	Crore
• Percentage with Estimates of SCSP Expenditure	17.38%	
➤ Women Component	₹ 1520.08	Crore
➤ SCSP Consists of :-		
• State Share	₹ 3421.28	Crore
• Centre Share	₹ 2577.51	Crore
➤ Allocation for assisting SC families (BPL+ Non BPL)	₹ 850.32	Crore
➤ SC families (BPL+Non BPL) likely to be assisted	3,84,566	Nos.
➤ Allocation for Special Central Assistance	₹ 45.00	Crore
• BPL SC families likely to be assisted	43,066	Nos.

\*\*

**PART – II**

**STATEMENTS**

**STATEMENT - I**  
**SCHEDULED CASTES SUB PLAN 2018-19**  
**Subhead-wise Estimates and Expenditure**

(₹ Lac)

Sr. No.	Sub-head	SCSP 2017-18			SCSP 2017-18			Estimates of Expenditure 2018-19 (Eligible Portion)			SCSP 2018-19			Capital Content out of Col.14
		Estimates of SCSP Expenditure			Anticipated Expenditure						Estimates of SCSP Expenditure			
		CS	SS	Total	CS	SS	Total	CS	SS	Total	CS	SS	Total	
1	2	3	4	5	6	7	8	9	10	11	12	13	14	15
<b>I</b>	<b>ELIGIBLE ESTIMATES</b>													
1	Agriculture & Horticulture	4090.18	11781.31	15871.49	5652.02	3649.59	9301.61	36250.98	449562.48	485813.46	6632.48	29741.13	36373.61	0.00
2	Soil & Water Conservation	178.20	490.56	668.76	38.92	157.54	196.46	324.00	5646.00	5970.00	111.99	381.21	493.20	0.00
3	Animal Husbandry	526.40	484.48	1010.88	307.90	344.01	651.91	1354.59	908.06	2262.65	474.34	317.83	792.17	400.07
4	Dairy Development	0.00	72.50	72.50	0.00	30.15	30.15	0.00	325.00	325.00	0.00	125.75	125.75	0.00
5	Rural Development	24544.24	6763.56	31307.80	17924.61	7046.75	24971.36	31500.00	13824.00	45324.00	22305.00	8676.60	30981.60	1747.00
6	Rural Housing	10000.00	7516.66	17516.66	8228.37	531.22	8759.59	12500.00	8334.33	20834.33	10000.00	6667.00	16667.00	0.00
7	NRI Affairs	0.00	61.68	61.68	0.00	0.00	0.00	0.00	100.00	100.00	0.00	40.00	40.00	40.00
8	Water Resources	1768.88	3712.57	5481.45	548.71	1745.63	2294.34	30822.25	44094.19	74916.44	1849.85	3082.92	4932.77	4932.77
9	Non Conventional Sources of Energy	0.00	1638.40	1638.40	0.00	1619.20	1619.20	0.00	5260.00	5260.00	0.00	1683.20	1683.20	1676.80
10	Industry and Minerals	0.00	3543.32	3543.32	0.00	55.00	55.00	0.00	3106.00	3106.00	0.00	871.32	871.32	48.32
11	Information Technology	0.00	0.40	0.40	0.00	0.00	0.00	0.00	0.00	0.00	0.00	0.00	0.00	0.00
12	Roads and Bridges	1311.00	2924.31	4235.31	2404.50	3446.28	5850.78	44118.00	60000.00	104118.00	2205.90	3000.00	5205.90	5205.90
13	Science Technology and Environment	0.00	50.00	50.00	0.00	0.00	0.00	0.00	1.00	1.00	0.00	0.50	0.50	0.00
14	Ecology & Environment	0.96	0.96	1.92	0.64	0.64	1.28	1501.00	751.00	2252.00	480.32	240.32	720.64	720.64
15	Secretariat Economic Services	1444.07	12643.00	14087.07	1444.07	1930.79	3374.85	3500.00	34844.20	38344.20	1120.00	11149.57	12269.57	8520.64
16	Census Survey & Statistics	0.00	19.50	19.50	0.00	21.88	21.88	0.00	87.50	87.50	0.00	21.88	21.88	0.00
17	Civil Supplies	0.00	35000.00	35000.00	0.00	3900.00	3900.00	0.00	4000.00	4000.00	0.00	2800.00	2800.00	0.00
18	General Education	48963.30	58467.40	107430.70	37485.78	60689.89	98175.67	88594.88	197664.45	286259.33	49421.92	80921.87	130343.79	17868.51
19	Technical Education	598.88	1363.36	1962.24	767.84	544.00	1311.84	4382.50	1727.00	6109.50	1402.40	552.64	1955.04	637.76
20	Sports and Youth Services	8.00	360.32	368.32	8.00	2.96	10.96	25.00	2027.00	2052.00	8.00	648.64	656.64	320.00
21	Medical and Public Health	18747.44	23468.67	42216.11	18655.26	22020.32	40675.58	69625.93	92264.28	161890.21	22276.96	29522.34	51799.30	11481.60
22	Water Supply & Sanitation	11094.00	25968.00	37062.00	13920.00	16738.36	30658.36	35935.00	71456.14	107391.14	13974.00	27659.96	41633.96	41633.96
23	Housing	7475.00	575.00	8050.00	1371.95	5.75	1377.70	32500.00	3750.00	36250.00	7475.00	862.50	8337.50	8337.50
24	Urban Development	26720.00	15552.00	42272.00	15661.12	9728.32	25389.44	69000.00	54400.00	123400.00	22080.00	17408.00	39488.00	39296.00
25	Information and Publicity	0.00	320.32	320.32	0.00	384.00	384.00	0.00	1201.00	1201.00	0.00	384.32	384.32	0.00
26	Welfare of SCs	53260.00	33888.00	87148.00	17118.13	11225.72	28343.85	83023.00	21034.10	104057.10	83023.00	21034.10	104057.10	5554.00
27	Social Security & Welfare	5392.44	69405.36	74797.80	1081.63	84611.17	85692.80	8533.00	171197.00	179730.00	4682.20	85240.52	89922.72	0.00
28	Nutrition	7591.59	7977.88	15569.47	4255.44	4244.72	8500.16	9476.97	9488.31	18965.28	6633.87	6641.81	13275.68	2926.00
29	Labour & Labour Welfare	1697.54	2848.00	4545.54	1006.65	594.46	1601.11	6132.14	9803.00	15935.14	1594.20	2389.32	3983.52	530.32
30	Defence Services Welfare	0.00	50.00	50.00	0.00	50.00	50.00	0.00	200.00	200.00	0.00	50.00	50.00	0.00
31	Home Affairs and Justice	0.00	50.00	50.00	0.00	0.25	0.25	0.00	50.00	50.00	0.00	12.50	12.50	0.00
	<b>Total - I</b>	<b>225412.13</b>	<b>326997.51</b>	<b>552409.64</b>	<b>147881.53</b>	<b>235318.60</b>	<b>383200.13</b>	<b>569099.24</b>	<b>1267106.04</b>	<b>1836205.28</b>	<b>257751.42</b>	<b>342127.76</b>	<b>599879.18</b>	<b>151877.79</b>
<b>II</b>	<b>INDIVISIBLE/INELIGIBLE ESTIMATES OF DEVELOPMENT BUDGET NOT COVERED UNDER SCSP</b>	<b>0.00</b>	<b>0.00</b>	<b>0.00</b>	<b>0.00</b>	<b>0.00</b>	<b>0.00</b>	<b>39917.91</b>	<b>168623.00</b>	<b>208540.91</b>	<b>0.00</b>	<b>0.00</b>	<b>0.00</b>	<b>0.00</b>
	<b>Grand Total (I+II)</b>	<b>225412.13</b>	<b>326997.51</b>	<b>552409.64</b>	<b>147881.53</b>	<b>235318.60</b>	<b>383200.13</b>	<b>609017.15</b>	<b>1435729.04</b>	<b>2044746.19</b>	<b>257751.42</b>	<b>342127.76</b>	<b>599879.18</b>	<b>151877.79</b>



**STATEMENT - II**  
**SCHEDULED CASTES SUB PLAN 2018-19**  
**Scheme-wise Estimates and Expenditure**

( ₹ Lac)

Scheme Code	Sub-head/Scheme	SCSP 2017-18			SCSP 2017-18			Estimates of Expenditure 2018-19 (Eligible Portion)			SCSP 2018-19			Capital Content out of Col.14
		Estimates of SCSP Expenditure			Anticipated Expenditure						Estimates of SCSP Expenditure			
		CS	SS	Total	CS	SS	Total	CS	SS	Total	CS	SS	Total	
1	2	3	4	5	6	7	8	9	10	11	12	13	14	15
I	<b>ELIGIBLE ESTIMATES</b>													
	<b>CROP HUSBANDRY</b>													
	<b>Agriculture</b>													
	<b>CSS-Flagship Scheme</b>													
AGR-06	Rashtriya Krishi Vikas Yojna (RKVY) (60:40)	2197.80	1465.20	3663.00	1492.00	678.68	2170.68	24000.00	16000.00	40000.00	2000.00	1300.00	3300.00	0.00
	<b>CSS- other Schemes</b>													
AGR-02	Integrated Scheme of Oilseeds, Pulses, Oil Palm and Maize (60:40) (NOOPM)	8.12	5.41	13.53	5.60	1.87	7.47	60.98	40.66	101.64	9.10	5.41	14.51	0.00
AGR-03	Support to State Extension Programme (60:40) (NMAET) (Submission on Agriculture Extension)	348.00	232.00	580.00	656.00	100.00	756.00	1500.00	1000.00	2500.00	670.00	441.00	1111.00	0.00
AGR-17	Upgradation of Soil Health Labs under the National Project on Management of Soil Health and Fertility (60:40) (NMSA)	28.26	18.84	47.10	58.09	32.53	90.62	240.00	160.00	400.00	54.38	32.53	86.91	0.00
CS(AGR)-10	National Food Security Mission (NFSM) (60:40)	348.00	232.00	580.00	300.00	100.00	400.00	600.00	400.00	1000.00	250.00	160.00	410.00	0.00
CS(AGR)-11	Sub-mission on Agriculture Mechanization (60:40) (NMAET)	240.00	160.00	400.00	2369.00	160.00	2529.00	6000.00	4000.00	10000.00	2500.00	1500.00	4000.00	0.00
CS(AGR)-28	Parampragat Krishi Vikas Yojna (60:40) (NMSA)	50.00	33.33	83.33	191.33	10.00	201.33	550.00	350.00	900.00	192.00	111.00	303.00	0.00
CS(AGR)-31	Implementation of Seed Village Programme under National Mission on Agricultural Extension and Technology-NMAET (60:40)	0.00	0.29	0.29	0.00	21.19	21.19	0.00	211.82	211.82	0.00	21.19	21.19	0.00
AGR-31	Scheme for providing Debt relief to the distressed farmers in the State.	0.00	9000.00	9000.00	0.00	2400.00	2400.00	0.00	425000.00	425000.00	0.00	25500.00	25500.00	0.00
	<b>Horticulture</b>													
HORT-17	Scheme for development of Mushroom Cultivation	0.00	32.00	32.00	0.00	0.16	0.16	0.00	100.00	100.00	0.00	16.00	16.00	0.00
	<b>CSS- other Scheme</b>													
HORT-01	National Horticulture Mission (60:40) (MIDH)	870.00	580.00	1450.00	580.00	145.00	725.00	3300.00	2200.00	5500.00	957.00	638.00	1595.00	0.00

**STATEMENT - II**  
**SCHEDULED CASTES SUB PLAN 2018-19**  
**Scheme-wise Estimates and Expenditure**

( ₹ Lac)

Scheme Code	Sub-head/Scheme	SCSP 2017-18			SCSP 2017-18			Estimates of Expenditure 2018-19 (Eligible Portion)			SCSP 2018-19			Capital Content out of Col.14
		Estimates of SCSP Expenditure			Anticipated Expenditure			Estimates of SCSP Expenditure			Capital Content out of Col.14			
		CS	SS	Total	CS	SS	Total	CS	SS	Total		CS	SS	
1	2	3	4	5	6	7	8	9	10	11	12	13	14	15
HORT-19	Tariff for mushroom farming	0.00	22.24	22.24	0.00	0.16	0.16	0.00	100.00	100.00	0.00	16.00	16.00	0.00
	<b>Total</b>	<b>4090.18</b>	<b>11781.31</b>	<b>15871.49</b>	<b>5652.02</b>	<b>3649.59</b>	<b>9301.61</b>	<b>36250.98</b>	<b>449562.48</b>	<b>485813.46</b>	<b>6632.48</b>	<b>29741.13</b>	<b>36373.61</b>	<b>0.00</b>
	<b>SOIL AND WATER CONSERVATION</b>													
SWC-10	Project for judicious use of available water and harvesting of rain water for enhancing irrigation potential in Punjab State (RIDF-XVII) (NABARD) (95:5)	0.00	108.00	108.00	0.00	31.54	31.54	0.00	2130.00	2130.00	0.00	127.80	127.80	0.00
SWC-12	Project for laying of Underground Pipeline for irrigation from Sewage Treatment Plants of various Towns/Cities (NABARD-RIDF-XVIII) (95:5)	0.00	13.15	13.15	0.00	9.83	9.83	0.00	100.00	100.00	0.00	6.00	6.00	0.00
SWC-16	Project for promotion of Micro Irrigation in Punjab (NABARD-RIDF-20) (95:5)	0.00	62.00	62.00	0.00	25.00	25.00	0.00	1000.00	1000.00	0.00	60.00	60.00	0.00
SWC-17	Scheme for providing assured irrigation water to the waterlogged areas in the south western districts (NABARD-RIDF-XXI) (95:5)	0.00	62.00	62.00	0.00	42.00	42.00	0.00	1000.00	1000.00	0.00	60.00	60.00	0.00
SWC-19	Project for laying of Underground Pipeline for irrigation water in canal commands in 11 districts of Punjab (NABARD-RIDF-XXII) (95:5)	0.00	126.32	126.32	0.00	36.76	36.76	0.00	1000.00	1000.00	0.00	60.00	60.00	0.00
	<b>New Schemes</b>													
SWC-29	Project for Utilization of treated water from sewerage treatment plant in Punjab (NABARD-RIDF-XXIV) 95.5	0.00	0.00	0.00	0.00	0.00	0.00	0.00	100.00	100.00	0.00	6.00	6.00	0.00
SWC-30	Solar Electric hybrid community lift micro irrigation project from canal outlets in Punjab (NABARD)(RIDF-XXIV)(95:5)	0.00	0.00	0.00	0.00	0.00	0.00	0.00	100.00	100.00	0.00	6.00	6.00	0.00

**STATEMENT - II**  
**SCHEDULED CASTES SUB PLAN 2018-19**  
**Scheme-wise Estimates and Expenditure**

( ₹ Lac)

Scheme Code	Sub-head/Scheme	SCSP 2017-18			SCSP 2017-18			Estimates of Expenditure 2018-19 (Eligible Portion)			SCSP 2018-19			Capital Content out of Col.14
		Estimates of SCSP Expenditure			Anticipated Expenditure			Estimates of SCSP Expenditure			Capital Content out of Col.14			
		CS	SS	Total	CS	SS	Total	CS	SS	Total		CS	SS	
1	2	3	4	5	6	7	8	9	10	11	12	13	14	15
	<b>CSS- Flagship scheme</b>													
SWC-02	National Mission on Micro Irrigation (60:40) (PMKSY) (per drop more crop)	99.00	66.00	165.00	38.92	11.25	50.17	300.00	200.00	500.00	110.55	54.45	165.00	0.00
	<b>Centrally Sponsored Scheme-optional/others</b>													
CS(SWC) 31	Pradhan Mantri Krishi sinchai Yozana for Soil and Water Conservation (60:40) (Clubbed Scheme of CS(SWC) 20, 21, 22 and 23 schemes of SCSP 2017-18}	79.20	53.09	132.29	0.00	1.16	1.16	24.00	16.00	40.00	1.44	0.96	2.40	0.00
	<b>Total</b>	<b>178.20</b>	<b>490.56</b>	<b>668.76</b>	<b>38.92</b>	<b>157.54</b>	<b>196.46</b>	<b>324.00</b>	<b>5646.00</b>	<b>5970.00</b>	<b>111.99</b>	<b>381.21</b>	<b>493.20</b>	<b>0.00</b>
	<b>ANIMAL HUSBANDRY</b>													
AH-07	Upgradation of Veterinary institutions in the State under RIDF-XVII(NABARD) (95:5)	0.00	0.32	0.32	0.00	10.26	10.26	0.00	1.00	1.00	0.00	0.32	0.32	0.32
AH-08	Construction of Civil Infrastructure for Guru Angad Dev Vety. Animal Sciences University (GADVASU) (NABARD) (95:05)	0.00	128.00	128.00	0.00	128.00	128.00	0.00	1.00	1.00	0.00	0.32	0.32	0.32
AH-09	Setting up of new Polyclinics and Strengthening of Vety. Institutions in the State under RIDF-XIV Project (NABARD) (90:10)	0.00	0.32	0.32	0.00	0.32	0.32	0.00	1.00	1.00	0.00	0.32	0.32	0.32
AH-18	Construction of buildings of tehsil and block level Veterinary .Hospitals and other veterinary Hospitals in the State under RIDF-XVIII (NABARD) (95:5)	0.00	0.32	0.32	0.00	0.32	0.32	0.00	1.00	1.00	0.00	0.32	0.32	0.32
	<b>CSS- other Scheme</b>													
AH-01	Assistance to States for control of Animal diseases -Creation of disease free zone (60:40) (VSAH)	97.28	62.72	160.00	66.47	44.32	110.79	200.00	133.33	333.33	104.87	69.92	174.79	174.79

**STATEMENT - II**  
**SCHEDULED CASTES SUB PLAN 2018-19**  
**Scheme-wise Estimates and Expenditure**

( ₹ Lac)

Scheme Code	Sub-head/Scheme	SCSP 2017-18			SCSP 2017-18			Estimates of Expenditure 2018-19 (Eligible Portion)			SCSP 2018-19			Capital Content out of Col.14
		Estimates of SCSP Expenditure			Anticipated Expenditure						Estimates of SCSP Expenditure			
		CS	SS	Total	CS	SS	Total	CS	SS	Total	CS	SS	Total	
1	2	3	4	5	6	7	8	9	10	11	12	13	14	15
AH-03	Professional Efficiency Development through Strengthening of Punjab Veterinary Council (50:50) (VSAH)	4.80	4.80	9.60	0.32	0.32	0.64	15.00	15.00	30.00	4.80	4.80	9.60	0.00
AH-04	Establishment and Strengthening of Existing Veterinary Hospitals and Dispensaries (60:40) (VSAH)	96.00	64.00	160.00	0.61	0.40	1.01	120.00	80.00	200.00	38.40	25.60	64.00	64.00
CS(AH)-06	National Project on Rinderpest Eradication (100% CS) (VSAH)	1.92	0.00	1.92	0.40	0.00	0.40	6.00	0.00	6.00	1.92	0.00	1.92	0.00
CS(AH)-10	Foot and Mouth Disease Control Programme (60:40) (VSAH)	115.20	76.80	192.00	190.95	127.30	318.25	360.00	240.00	600.00	115.20	76.80	192.00	0.00
CS(AH)-13	National Control Programme on Brucellosis (60:40) (VSAH)	9.60	6.40	16.00	7.87	5.25	13.12	24.59	16.40	40.99	7.87	5.25	13.12	0.00
CS-(AH)-19	Peste des Petits Ruminants Control Programme (60:40) (PPR-CD) (VSAH)	9.60	6.40	16.00	9.28	6.19	15.47	29.00	19.33	48.33	9.28	6.19	15.47	0.00
CS(AH)-21	National Livestock Mission (60:40) NLM	172.80	115.20	288.00	0.00	0.00	0.00	300.00	200.00	500.00	96.00	64.00	160.00	160.00
CS(AH)-22	National Mission on Micro Bovine Productivity	19.20	12.80	32.00	32.00	21.33	53.33	300.00	200.00	500.00	96.00	64.00	160.00	0.00
AH-19	Setting up of new Veterinary Dispensaries in the state	0.00	6.40	6.40	0.00	0.00	0.00	0.00	0.00	0.00	0.00	0.00	0.00	0.00
	<b>Total</b>	<b>526.40</b>	<b>484.48</b>	<b>1010.88</b>	<b>307.90</b>	<b>344.01</b>	<b>651.91</b>	<b>1354.59</b>	<b>908.06</b>	<b>2262.65</b>	<b>474.34</b>	<b>317.83</b>	<b>792.17</b>	<b>400.07</b>
	<b>DAIRY DEVELOPMENT</b>													
DD-02	Provision of essential staff for remaining districts.	0.00	5.00	5.00	0.00	5.00	5.00	0.00	100.00	100.00	0.00	25.00	25.00	0.00
DD-03	Strengthening of Punjab Dairy Development Board	0.00	0.00	0.00	0.00	6.40	6.40	0.00	100.00	100.00	0.00	32.00	32.00	0.00
DD-05	Promotion of Dairy farming as livelihood for SC beneficiaries	0.00	50.00	50.00	0.00	15.00	15.00	0.00	50.00	50.00	0.00	50.00	50.00	0.00
DD-06	Dairy Extension Training and Awareness	0.00	12.50	12.50	0.00	3.75	3.75	0.00	75.00	75.00	0.00	18.75	18.75	0.00
DD-07	Risk Management of Dairy farmers-subsidize insurance premium	0.00	5.00	5.00	0.00	0.00	0.00	0.00	0.00	0.00	0.00	0.00	0.00	0.00
	<b>Total</b>	<b>0.00</b>	<b>72.50</b>	<b>72.50</b>	<b>0.00</b>	<b>30.15</b>	<b>30.15</b>	<b>0.00</b>	<b>325.00</b>	<b>325.00</b>	<b>0.00</b>	<b>125.75</b>	<b>125.75</b>	<b>0.00</b>

**STATEMENT - II**  
**SCHEDULED CASTES SUB PLAN 2018-19**  
**Scheme-wise Estimates and Expenditure**

( ₹ Lac)

Scheme Code	Sub-head/Scheme	SCSP 2017-18			SCSP 2017-18			Estimates of Expenditure 2018-19 (Eligible Portion)			SCSP 2018-19			Capital Content out of Col.14
		Estimates of SCSP Expenditure			Anticipated Expenditure			Estimates of SCSP Expenditure			Capital Content out of Col.14			
		CS	SS	Total	CS	SS	Total	CS	SS	Total		CS	SS	
1	2	3	4	5	6	7	8	9	10	11	12	13	14	15
	<b>RURAL DEVELOPMENT</b>													
<b>A</b>	<b>Special Programme for Rural Development</b>													
	<b>CSS-Flagship Schemes</b>													
	<b>State Level Scheme</b>													
RDS(S)-01	Strengthening/ Administration of DRDAs/Zila Parishads (60:40)	150.00	100.00	250.00	216.09	371.65	587.74	900.00	600.00	1500.00	225.00	150.00	375.00	0.00
RDO(S)-2	Shyama Prasad Mukherji Rurban Mission (60:40)	502.00	288.00	790.00	502.00	288.00	790.00	2160.00	1440.00	3600.00	864.00	576.00	1440.00	1440.00
	<b>District Level Schemes</b>													
	<b>CSS-Flagship Schemes</b>													
RDS(D)-07/RDS(D)-02(i)	Integrated Watershed Management Programme (IWMP) (90:10) now Pradhan Mantri Krishi Sinchai Yojana (PMKSY) (60:40)	1052.80	1056.66	2109.46	902.52	842.26	1744.78	3165.00	2109.00	5274.00	1266.00	843.60	2109.60	0.00
RDS(D)-08	National Rural Livelihood Mission (NRLM) (60:40)	286.64	191.10	477.74	304.00	208.50	512.50	900.00	600.00	1500.00	450.00	300.00	750.00	0.00
	<b>Sub-Total (A)</b>	<b>1991.44</b>	<b>1635.76</b>	<b>3627.20</b>	<b>1924.61</b>	<b>1710.41</b>	<b>3635.02</b>	<b>7125.00</b>	<b>4749.00</b>	<b>11874.00</b>	<b>2805.00</b>	<b>1869.60</b>	<b>4674.60</b>	<b>1440.00</b>
<b>B</b>	<b>Rural Employment</b>													
	<b>State Level Scheme</b>													
	<b>CSS-Flagship Scheme</b>													
RDE(S)-01/RDE(S)-02	Mahatama Gandhi National Rural Employment Guarantee Scheme (90:10)	22552.80	2505.60	25058.40	16000.00	5333.60	21333.60	24375.00	8125.00	32500.00	19500.00	6500.00	26000.00	0.00
	<b>Sub-Total (B)</b>	<b>22552.80</b>	<b>2505.60</b>	<b>25058.40</b>	<b>16000.00</b>	<b>5333.60</b>	<b>21333.60</b>	<b>24375.00</b>	<b>8125.00</b>	<b>32500.00</b>	<b>19500.00</b>	<b>6500.00</b>	<b>26000.00</b>	<b>0.00</b>
<b>C</b>	<b>Other Rural Development Programme</b>													
RDO(S)-12/RDO(S)-14	Construction of toilets in the rural areas (NABARD) (85:15)	0.00	2252.16	2252.16	0.00	0.80	0.80	0.00	0.00	0.00	0.00	0.00	0.00	0.00
RDO(S)-18	Construction of Cremation Ground in the villages	0.00	367.50	367.50	0.00	0.40	0.40	0.00	0.00	0.00	0.00	0.00	0.00	0.00
RDO(S)-19	Swacch Gram Abhiyan in the villages	0.00	0.40	0.40	0.00	0.40	0.40	0.00	0.00	0.00	0.00	0.00	0.00	0.00
RDO(S)-20	Scheme for Hadda Rories	0.00	0.40	0.40	0.00	0.40	0.40	0.00	0.00	0.00	0.00	0.00	0.00	0.00

**STATEMENT - II**  
**SCHEDULED CASTES SUB PLAN 2018-19**  
**Scheme-wise Estimates and Expenditure**

( ₹ Lac)

Scheme Code	Sub-head/Scheme	SCSP 2017-18			SCSP 2017-18			Estimates of Expenditure 2018-19 (Eligible Portion)			SCSP 2018-19			Capital Content out of Col.14
		Estimates of SCSP Expenditure			Anticipated Expenditure			Estimates of SCSP Expenditure			Capital Content out of Col.14			
		CS	SS	Total	CS	SS	Total	CS	SS	Total		CS	SS	
1	2	3	4	5	6	7	8	9	10	11	12	13	14	15
RDO(S)-21	Modernisation and improvement of the villages where SC population is more than 34 to 50 percent	0.00	1.00	1.00	0.00	0.00	0.00	0.00	0.00	0.00	0.00	0.00	0.00	0.00
RDO(S)-25	Mahatma Gandhi Sarbat Vikas Yojna (MGSVY) (Pendur Sarvjan Hitkari)	0.00	0.34	0.34	0.00	0.34	0.34	0.00	150.00	150.00	0.00	51.00	51.00	51.00
	<b>New Schemes</b>													
RDO(S)-28	Liquid Waste Management in rural areas.	0.00	0.00	0.00	0.00	0.00	0.00	0.00	500.00	500.00	0.00	160.00	160.00	160.00
RDO(S)-29	Solid Waste Management in rural areas.	0.00	0.00	0.00	0.00	0.00	0.00	0.00	300.00	300.00	0.00	96.00	96.00	96.00
	<b>Block Grants</b>													
BG-2 / RDO(D)-02	Improvement/Remodelling and rejuvenation of village ponds and disposal of sullage water ACA 2013-14	0.00	0.40	0.40	0.00	0.40	0.40	0.00	0.00	0.00	0.00	0.00	0.00	0.00
	<b>Sub-Total (C)</b>	<b>0.00</b>	<b>2622.20</b>	<b>2622.20</b>	<b>0.00</b>	<b>2.74</b>	<b>2.74</b>	<b>0.00</b>	<b>950.00</b>	<b>950.00</b>	<b>0.00</b>	<b>307.00</b>	<b>307.00</b>	<b>307.00</b>
	<b>Total (A+B+C)</b>	<b>24544.24</b>	<b>6763.56</b>	<b>31307.80</b>	<b>17924.61</b>	<b>7046.75</b>	<b>24971.36</b>	<b>31500.00</b>	<b>13824.00</b>	<b>45324.00</b>	<b>22305.00</b>	<b>8676.60</b>	<b>30981.60</b>	<b>1747.00</b>
	<b>Rural Housing</b>													
	<b>District Level Scheme</b>													
	<b>CSS-Flagship Scheme</b>													
RDE(S)-01	Pardhan Mantri Awaas Yojana(G) (60:40) Earlier: Indira Awaas Yojana	10000.00	6666.66	16666.66	8228.37	530.88	8759.25	12500.00	8333.33	20833.33	10000.00	6666.66	16666.66	0.00
RDE(S)-02	Punjab Pendur Aawas Yozana {Mukh Mantri Awaas Yojana (Gramin/Rural)}	0.00	850.00	850.00	0.00	0.34	0.34	0.00	1.00	1.00	0.00	0.34	0.34	0.00
	<b>Total</b>	<b>10000.00</b>	<b>7516.66</b>	<b>17516.66</b>	<b>8228.37</b>	<b>531.22</b>	<b>8759.59</b>	<b>12500.00</b>	<b>8334.33</b>	<b>20834.33</b>	<b>10000.00</b>	<b>6667.00</b>	<b>16667.00</b>	<b>0.00</b>
	<b>NRI Affairs</b>													
NRI-01	Provision of Matching Share for providing Basic Infrastructure for Community Development in the Rural/Urban Areas through NRI's participation (State:NRI)(50:50)	0.00	61.68	61.68	0.00	0.00	0.00	0.00	100.00	100.00	0.00	40.00	40.00	40.00
	<b>Total</b>	<b>0.00</b>	<b>61.68</b>	<b>61.68</b>	<b>0.00</b>	<b>0.00</b>	<b>0.00</b>	<b>0.00</b>	<b>100.00</b>	<b>100.00</b>	<b>0.00</b>	<b>40.00</b>	<b>40.00</b>	<b>40.00</b>

**STATEMENT - II**  
**SCHEDULED CASTES SUB PLAN 2018-19**  
**Scheme-wise Estimates and Expenditure**

( ₹ Lac)

Scheme Code	Sub-head/Scheme	SCSP 2017-18			SCSP 2017-18			Estimates of Expenditure 2018-19 (Eligible Portion)			SCSP 2018-19			Capital Content out of Col.14
		Estimates of SCSP Expenditure			Anticipated Expenditure			Estimates of SCSP Expenditure			Capital Content out of Col.14			
		CS	SS	Total	CS	SS	Total	CS	SS	Total		CS	SS	
1	2	3	4	5	6	7	8	9	10	11	12	13	14	15
	<b>Water Resources</b>													
<b>A</b>	<b>Major and Medium Irrigation</b>													
IR-08	Pending works of Ranjit Sagar Dam for the security of Dam	0.00	0.00	0.00	0.00	0.00	0.00	0.00	800.00	800.00	0.00	48.00	48.00	48.00
IR-15	Cleaning & upgradation of Canals (OTACA-2013-14)	0.00	10.98	10.98	0.00	114.00	114.00	183.00	1834.00	2017.00	10.98	110.04	121.02	121.02
	<b>CSS-Flagship Schemes</b>													
IR -01	Extension of Phase-II of Kandi Canal from Hoshiarpur to Balachaur (AIBP) (25:75) RIDF-XVIII (95:5)	34.68	0.06	34.74	34.62	43.68	78.30	1.00	1167.00	1168.00	0.06	70.02	70.08	70.08
IR -02	Construction of Shahpur Kandi Dam (AIBP)(60:40)	56.70	283.66	340.36	56.70	347.65	404.35	2000.00	5000.00	7000.00	120.00	300.00	420.00	420.00
IR -03/IR-04	Rehabilitation of Channel of First Patiala Feeder and Kotla Branch (AIBP) (25:75)	39.96	0.06	40.02	22.02	18.00	40.02	665.00	1315.00	1980.00	39.90	78.90	118.80	118.80
IR-07	Extension, Renovation and Modernisation of Canals being Fed from River Sutlej i.e. Bist Doab Canal, Bathinda Branch, Sidhwan Branch and Abohar Branch(AIBP) (25:75) (RIDF-XIX) (95:5)	0.00	0.00	0.00	0.00	0.00	0.00	0.25	0.75	1.00	0.01	0.05	0.06	0.06
IR-07(i)/IR-10 (i)	Rehabilitation of Bist Doab Canal System (AIBP) (25:75) (RIDF-XIX) (95:5)	0.00	158.25	158.25	0.00	210.00	210.00	0.00	5000.00	5000.00	0.00	300.00	300.00	300.00
IR-11	Project for relining of Sirhind Feeder from RD 119700-447927 (AIBP) (75:25) ACA(Top-Up) (RIDF - XVIII)(95:5)	0.06	269.70	269.76	0.00	0.00	0.00	2000.00	700.00	2700.00	120.00	42.00	162.00	162.00
IR-12/IR-15	Project for relining of Rajasthan Feeder from RD 179000-496000 (AIBP) (75:25)(Gol:Rajasthan)	600.00	0.00	600.00	0.00	0.00	0.00	10000.00	2500.00	12500.00	600.00	150.00	750.00	750.00
IR-17	Rehabilitation with concrete lining of Bist Doab Canal System (Minors)(RIDF XXII)	0.00	488.28	488.28	0.00	240.00	240.00	0.00	3000.00	3000.00	0.00	180.00	180.00	180.00
IR-18	Renovation and Modernization of Regulators Structures in the State of Punjab.(RIDF XXII)	0.00	63.00	63.00	0.00	0.00	0.00	0.00	1050.00	1050.00	0.00	63.00	63.00	63.00
	<b>Sub Total (A)</b>	<b>731.40</b>	<b>1273.99</b>	<b>2005.39</b>	<b>113.34</b>	<b>973.33</b>	<b>1086.67</b>	<b>14849.25</b>	<b>22366.75</b>	<b>37216.00</b>	<b>890.95</b>	<b>1342.01</b>	<b>2232.96</b>	<b>2232.96</b>

**STATEMENT - II**  
**SCHEDULED CASTES SUB PLAN 2018-19**  
**Scheme-wise Estimates and Expenditure**

( ₹ Lac)

Scheme Code	Sub-head/Scheme	SCSP 2017-18			SCSP 2017-18			Estimates of Expenditure 2018-19 (Eligible Portion)			SCSP 2018-19			Capital Content out of Col.14
		Estimates of SCSP Expenditure			Anticipated Expenditure			Estimates of SCSP Expenditure			Capital Content out of Col.14			
		CS	SS	Total	CS	SS	Total	CS	SS	Total		CS	SS	
1	2	3	4	5	6	7	8	9	10	11	12	13	14	15
<b>B</b>	<b>Minor Irrigation</b>													
MI-01	Converting Banur canal from Non Perennial to Perennial-RIDF-XXI (95:5) Construction of Banur weir and lining of Banur Canal System-RIDF-XXIII.	0.00	0.06	0.06	0.00	60.00	60.00	0.00	766.00	766.00	0.00	45.96	45.96	45.96
MI-04	Installation of 280 deep Tubewells and 10 other tubewells in Kandi Area (RIDF-XV) (95:5)	0.00	0.06	0.06	0.00	0.00	0.00	0.00	0.00	0.00	0.00	0.00	0.00	0.00
MI-05/MI-03 (i)	Construction of new 9 low Dams RIDF-XVI (95:5)	0.00	1.96	1.96	0.00	0.00	0.00	0.00	1.00	1.00	0.00	0.06	0.06	0.06
MI-13	Repair and re-construction of distributaries/minors	0.00	134.32	134.32	0.00	390.00	390.00	0.00	5000.00	5000.00	0.00	300.00	300.00	300.00
MI-15	Distribution system of 5 low dams in Hoshiarpur distt. (RIDF-XXI) (95:5)	0.00	0.06	0.06	0.00	0.00	0.00	0.00	0.00	0.00	0.00	0.00	0.00	0.00
	<b>New Schemes</b>													
MI-21	Renovation/rehabilitation of Panjawa- Malkpur in Abohar Area of Fazilka district. RIDF-XXIII.	0.00	0.00	0.00	0.00	0.00	0.00	0.00	246.00	246.00	0.00	14.76	14.76	14.76
MI-22	Reconstruction of Doulatpura Minor System - Malookpur Disty.	0.00	0.00	0.00	0.00	0.00	0.00	0.00	270.00	270.00	0.00	16.20	16.20	16.20
MI-23	Reconstruction of Malookpur Disty.of Abohar Branch including Kikerkhera Minor, Waryamkhera Minor, Dhinganwali Minor and Bhangerkhera Minor	0.00	0.00	0.00	0.00	0.00	0.00	0.00	330.00	330.00	0.00	19.80	19.80	19.80
	<b>Sub Total (B)</b>	<b>0.00</b>	<b>136.46</b>	<b>136.46</b>	<b>0.00</b>	<b>450.00</b>	<b>450.00</b>	<b>0.00</b>	<b>6613.00</b>	<b>6613.00</b>	<b>0.00</b>	<b>396.78</b>	<b>396.78</b>	<b>396.78</b>
<b>C</b>	<b>Command Area Development and Water Management Programme</b>													
CAD-06	Lining of water courses of Abohar branch(U) Canal system in (RIDF-XV) (95:5)													
	(i) Faridkot District	0.00	73.20	73.20	0.00	0.00	0.00	0.00	308.68	308.68	0.00	30.87	30.87	30.87
	(ii) Other Districts	0.00	129.06	129.06	0.00	0.00	0.00	0.00	1000.00	1000.00	0.00	100.00	100.00	100.00
CAD-07	Lining of water courses on Bhakra Main Branch (BMB) canal system RIDF-XVI (95:5)	0.00	200.32	200.32	0.00	30.00	30.00	0.00	672.00	672.00	0.00	67.20	67.20	67.20



**STATEMENT - II**  
**SCHEDULED CASTES SUB PLAN 2018-19**  
**Scheme-wise Estimates and Expenditure**

( ₹ Lac)

Scheme Code	Sub-head/Scheme	SCSP 2017-18			SCSP 2017-18			Estimates of Expenditure 2018-19 (Eligible Portion)			SCSP 2018-19			Capital Content out of Col.14
		Estimates of SCSP Expenditure			Anticipated Expenditure			Estimates of SCSP Expenditure			Capital Content out of Col.14			
		CS	SS	Total	CS	SS	Total	CS	SS	Total		CS	SS	
1	2	3	4	5	6	7	8	9	10	11	12	13	14	15
CAD-08	Construction of field channels on Sirhind Feeder Part-II Canal System (RIDF-XIX) (95:5)	0.00	4.19	4.19	0.00	0.00	0.00	0.00	0.00	0.00	0.00	0.00	0.00	0.00
CAD-09	Construction of field Channels on Bhatinda Branch Part-II Canal System (RIDF XIX) (95:5)	0.00	18.30	18.30	0.00	0.00	0.00	0.00	144.86	144.86	0.00	14.49	14.49	14.49
CAD-16	Lining of Water courses of Sirhind Feeder and Bathinda Branch Lambi const. of Sri Muktsar Sahib (RIDF XXI)(95:5)	0.00	0.10	0.10	0.00	0.00	0.00	0.00	0.00	0.00	0.00	0.00	0.00	0.00
<b>CSS-Flagship Schemes</b>														
CAD-01	Construction of field Channels on UBDC System (AIBP)/(50:40:10)	0.10	0.10	0.20	0.00	0.00	0.00	0.00	647.00	647.00	0.00	64.70	64.70	64.70
CAD-04	Construction of field Channels on Sirhind feeder Phase-II Canal System (AIBP) (50:40:10) (RIDF-XIV) (95:5)	16.91	0.10	17.01	16.91	0.00	16.91	1.00	1832.90	1833.90	0.10	183.29	183.39	183.39
CAD-05	Construction of field Channels on Bhatinda Branch Phase-II Canal System (AIBP) (RIDF-XIII) (50:40:10)	0.00	0.10	0.10	0.00	0.00	0.00	0.00	530.00	530.00	0.00	53.00	53.00	53.00
CAD-10:	Construction of field channels on Kotla Branch Phase-II system (AIBP) (60:40) (RIDF-XIX) (95:5)	141.69	805.65	947.34	0.00	121.30	121.30	0.00	2473.00	2473.00	0.00	247.30	247.30	247.30
CAD-12	Construction of Field Channel on Bist Doab Canal System (PMKSY) (60:40)	0.00	63.70	63.70	0.00	0.00	0.00	0.00	76.00	76.00	0.00	7.60	7.60	7.60
CAD-13	Construction of Field Channels on Sidhwan Branch Canal System(PMKSY)(60:40)	0.10	0.10	0.20	0.00	0.00	0.00	0.00	0.00	0.00	0.00	0.00	0.00	0.00
CAD-14	Construction of field channel on kandi canal stage-I by lying underground pipeline in the outlets of canal (PMKSY)(60:40)	0.00	63.06	63.06	0.00	0.00	0.00	0.00	180.37	180.37	0.00	18.04	18.04	18.04
CAD-15	Construction of field channel on Ghagger branch distt Mansa(PMKSY)(50:50)	0.10	0.10	0.20	0.00	120.00	120.00	0.00	230.00	230.00	0.00	23.00	23.00	23.00

**STATEMENT - II**  
**SCHEDULED CASTES SUB PLAN 2018-19**  
**Scheme-wise Estimates and Expenditure**

( ₹ Lac)

Scheme Code	Sub-head/Scheme	SCSP 2017-18			SCSP 2017-18			Estimates of Expenditure 2018-19 (Eligible Portion)			SCSP 2018-19			Capital Content out of Col.14
		Estimates of SCSP Expenditure			Anticipated Expenditure			Estimates of SCSP Expenditure			Capital Content out of Col.14			
		CS	SS	Total	CS	SS	Total	CS	SS	Total		CS	SS	
1	2	3	4	5	6	7	8	9	10	11	12	13	14	15
CAD-19	Rejuvenation/ upgradation/ reconstruction of main branches of various water courses of Sirhind Feeder Command and district Shri Mukatsar Sahib (RIDF-XXII)	0.00	553.10	553.10	0.00	0.00	0.00	0.00	1819.63	1819.63	0.00	181.96	181.96	181.96
CAD-20	Construction of Field Channels of Eastern Canal System	0.10	0.10	0.20	0.00	0.00	0.00	0.00	0.00	0.00	0.00	0.00	0.00	0.00
CAD-21	Construction of Field Channels of Banur Canal System (60:40)	0.10	0.10	0.20	0.00	0.00	0.00	0.00	0.00	0.00	0.00	0.00	0.00	0.00
CAD-22	Construction of Field Channels of BML (60:40)	0.10	0.10	0.20	0.00	0.00	0.00	0.00	0.00	0.00	0.00	0.00	0.00	0.00
CAD-23	Construction of Field Channels of Abohar Branch Canal System	0.10	0.10	0.20	0.00	0.00	0.00	0.00	0.00	0.00	0.00	0.00	0.00	0.00
	<b>New Scheme</b>													
	<b>Incentivisation Scheme for Bridging Irrigation Gap (ISBIG)</b>													
CAD-24	Construction of field channels/laying of underground pipeline to cover balance uncovered area falling under Sirhind Feeder Canal System for inclusion under ISBIG.	0.00	0.00	0.00	0.00	0.00	0.00	1.00	1.00	2.00	0.10	0.10	0.20	0.20
CAD-25	Construction of field channels/laying of underground pipeline to cover balance uncovered area falling under Ghaggar Branch Canal System for inclusion under ISBIG.	0.00	0.00	0.00	0.00	0.00	0.00	1.00	1.00	2.00	0.10	0.10	0.20	0.20
CAD-26	Construction of field channels/laying of underground pipeline to cover balance uncovered area falling under Eastern Canal System for inclusion under ISBIG.	0.00	0.00	0.00	0.00	0.00	0.00	1.00	1.00	2.00	0.10	0.10	0.20	0.20

**STATEMENT - II**  
**SCHEDULED CASTES SUB PLAN 2018-19**  
**Scheme-wise Estimates and Expenditure**

( ₹ Lac)

Scheme Code	Sub-head/Scheme	SCSP 2017-18			SCSP 2017-18			Estimates of Expenditure 2018-19 (Eligible Portion)			SCSP 2018-19			Capital Content out of Col.14
		Estimates of SCSP Expenditure			Anticipated Expenditure			Estimates of SCSP Expenditure			Capital Content out of Col.14			
		CS	SS	Total	CS	SS	Total	CS	SS	Total		CS	SS	
1	2	3	4	5	6	7	8	9	10	11	12	13	14	15
CAD-27	Construction of field channels/laying of underground pipeline to cover balance uncovered area falling under Bathinda Branch Canal System for inclusion under ISBIG.	0.00	0.00	0.00	0.00	0.00	0.00	1.00	1.00	2.00	0.10	0.10	0.20	0.20
CAD-28	Construction of field channels/laying of underground pipeline to cover balance uncovered area falling under Sidhwan Branch Canal System for inclusion under ISBIG.	0.00	0.00	0.00	0.00	0.00	0.00	1.00	401.00	402.00	0.10	40.10	40.20	40.20
CAD-29	Construction of field channels/laying of underground pipeline to cover balance uncovered area falling under Kotla Branch Canal System for inclusion under ISBIG.	0.00	0.00	0.00	0.00	0.00	0.00	1.00	1.00	2.00	0.10	0.10	0.20	0.20
CAD-30	Construction of field channels/laying of underground pipeline to cover balance uncovered area falling under Abohar Branch Canal System for inclusion under ISBIG.	0.00	0.00	0.00	0.00	0.00	0.00	1.00	1.00	2.00	0.10	0.10	0.20	0.20
CAD-31	Construction of field channels/laying of underground pipeline to cover balance uncovered area falling under Banur Canal System for inclusion under ISBIG.	0.00	0.00	0.00	0.00	0.00	0.00	1.00	1.00	2.00	0.10	0.10	0.20	0.20
CAD-32	Construction of field channels/laying of underground pipeline to cover balance uncovered area falling under Bhakhra Main Line System for inclusion under ISBIG.	0.00	0.00	0.00	0.00	0.00	0.00	1.00	1.00	2.00	0.10	0.10	0.20	0.20

**STATEMENT - II**  
**SCHEDULED CASTES SUB PLAN 2018-19**  
**Scheme-wise Estimates and Expenditure**

( ₹ Lac)

Scheme Code	Sub-head/Scheme	SCSP 2017-18			SCSP 2017-18			Estimates of Expenditure 2018-19 (Eligible Portion)			SCSP 2018-19			Capital Content out of Col.14
		Estimates of SCSP Expenditure			Anticipated Expenditure			Estimates of SCSP Expenditure			Capital Content out of Col.14			
		CS	SS	Total	CS	SS	Total	CS	SS	Total		CS	SS	
1	2	3	4	5	6	7	8	9	10	11	12	13	14	15
CAD-33	Construction of field channels/laying of underground pipeline to cover balance uncovered area falling under Bist Doab Canal System for inclusion under ISBIG.	0.00	0.00	0.00	0.00	0.00	0.00	1.00	1.00	2.00	0.10	0.10	0.20	0.20
CAD-34	Construction of field channels/laying of underground pipeline to cover balance uncovered area falling under U.B.D.C. System for inclusion under ISBIG.	0.00	0.00	0.00	0.00	0.00	0.00	1.00	1.00	2.00	0.10	0.10	0.20	0.20
CAD-35	Construction of field channels/laying of underground pipeline to cover balance uncovered area falling under Kandi Canal Stage-1 System for inclusion under ISBIG.	0.00	0.00	0.00	0.00	0.00	0.00	1.00	1.00	2.00	0.10	0.10	0.20	0.20
CAD-36	Installation of 72 no. alternate deep tubewells in Districts Hoshiarpur, Shahid Bhagat Singh Nagar, Roop Nagar, S.A.S Nagar of Punjab State. RIDF-XXIII	0.00	0.00	0.00	0.00	0.00	0.00	0.00	605.00	605.00	0.00	60.50	60.50	60.50
<b>Sub Total (C)</b>		<b>159.30</b>	<b>1911.58</b>	<b>2070.88</b>	<b>16.91</b>	<b>271.30</b>	<b>288.21</b>	<b>13.00</b>	<b>10931.44</b>	<b>10944.44</b>	<b>1.30</b>	<b>1093.15</b>	<b>1094.45</b>	<b>1094.45</b>
<b>D</b>	<b>Flood Control and Anti-waterlogging</b>													
FC-01/ FC-02	Const. of Embankments and Widening of River Ghaggar from Khanauri to Karail in District Sangrur (RIDF-XII) (95:5)	0.00	0.50	0.50	0.00	0.00	0.00	0.00	2.00	2.00	0.00	0.12	0.12	0.12
FC-11/FC-16	Providing Emergent Flood protection on river Sutluj, Beas and Ravi (95:5) (RIDF-XVII)	0.00	0.06	0.06	0.00	0.00	0.00	0.00	1.00	1.00	0.00	0.06	0.06	0.06
FC-16	Measures to tackle water logging and floods in Punjab state RIDF-XIX (95:5)	0.00	57.76	57.76	0.00	21.00	21.00	0.00	1650.00	1650.00	0.00	99.00	99.00	99.00
FC-17	Cleaning and Upgradation of Drains (OTACA 2013-14)	1.82	0.00	1.82	1.82	0.00	1.82	0.00	0.00	0.00	0.00	0.00	0.00	0.00

**STATEMENT - II**  
**SCHEDULED CASTES SUB PLAN 2018-19**  
**Scheme-wise Estimates and Expenditure**

( ₹ Lac)

Scheme Code	Sub-head/Scheme	SCSP 2017-18			SCSP 2017-18			Estimates of Expenditure 2018-19 (Eligible Portion)			SCSP 2018-19			Capital Content out of Col.14
		Estimates of SCSP Expenditure			Anticipated Expenditure			Estimates of SCSP Expenditure			Capital Content out of Col.14			
		CS	SS	Total	CS	SS	Total	CS	SS	Total		CS	SS	
1	2	3	4	5	6	7	8	9	10	11	12	13	14	15
	<b>Block Grants</b>													
BG-12(FC-18)	Integrated Project to address water logging problem in South-Western Districts of Punjab-ACA for Drainage (75:25)	576.00	192.00	768.00	327.00	12.00	339.00	14000.00	500.00	14500.00	840.00	30.00	870.00	870.00
	<b>CSS-Flagship Schemes</b>													
FC-06	Canalization of Sakki/Kiran Nallah (CSS) (60:40)-(FMP) (AIBP)	0.06	0.06	0.12	0.00	0.00	0.00	1.00	1.00	2.00	0.06	0.06	0.12	0.12
FC-07	Investment Clearance for Flood Protection works in the State (FMP) (60:40) (AIBP)	0.06	0.06	0.12	0.00	0.00	0.00	1.00	1.00	2.00	0.06	0.06	0.12	0.12
FC-09	Construction of Flood Protection Works along River Ujh, District Gurdaspur (FMP) (60:40) (AIBP)	0.06	0.06	0.12	0.00	0.00	0.00	1.00	1.00	2.00	0.06	0.06	0.12	0.12
FC-12	Construction of Flood Protection Works along left side and right sides of River Beas in District Gurdaspur, Hoshiarpur and Kapurthala (60:40) (AIBP)	0.06	0.06	0.12	0.00	0.00	0.00	461.00	461.00	922.00	27.66	27.66	55.32	55.32
FC-13	Consolidated Project Proposal for flood protection works to be executed along Indo Pak Border on River Ravi and it's tributaries ujh, to check erosion of culturable land, village abadies & defence installation. 100% RMABA	300.00	0.00	300.00	89.64	0.00	89.64	1494.00	0.00	1494.00	89.64	0.00	89.64	89.64
FC 20	Tackling Water Logging by constructing lift schemes in low laying areas, village ponds and other allied works in South Western districts of Punjab (RIDF -XXII)	0.00	111.12	111.12	0.00	18.00	18.00	0.00	1000.00	1000.00	0.00	60.00	60.00	60.00
	<b>CSS-Optional etc.</b>													
CS(FC)-03	Counter Protective measures on left side of River Ravi (100%)	0.06	0.00	0.06	0.00	0.00	0.00	1.00	0.00	1.00	0.06	0.00	0.06	0.06

**STATEMENT - II**  
**SCHEDULED CASTES SUB PLAN 2018-19**  
**Scheme-wise Estimates and Expenditure**

( ₹ Lac)

Scheme Code	Sub-head/Scheme	SCSP 2017-18			SCSP 2017-18			Estimates of Expenditure 2018-19 (Eligible Portion)			SCSP 2018-19			Capital Content out of Col.14
		Estimates of SCSP Expenditure			Anticipated Expenditure			Estimates of SCSP Expenditure			Capital Content out of Col.14			
		CS	SS	Total	CS	SS	Total	CS	SS	Total		CS	SS	
1	2	3	4	5	6	7	8	9	10	11	12	13	14	15
FC-21	Swan River Flood Management and Integrated Land Development Project starting from Punjab Boundary (D/S of Santokhgarh Bridge) to its confluence point with River Satluj at U/S Thana Bridge Near Shri Anandpur Sahib including D/S Flood protection works in District Roop Nagar Punjab) (50:50)	0.06	0.06	0.12	0.00	0.00	0.00	1.00	1.00	2.00	0.06	0.06	0.12	0.12
FC-22	Constructing VR Bridge at RD 69000 of Marimegha Drain (2nd Defence Line) connecting village Mugalchak to Kalsian	0.00	13.44	13.44	0.00	0.00	0.00	0.00	1.00	1.00	0.00	0.06	0.06	0.06
FC-23	Constructing VR Bridge at RD 99000 of Marimegha Drain connecting village Bhchur Khurd to Chhina Bidhi Chand.	0.00	15.36	15.36	0.00	0.00	0.00	0.00	0.00	0.00	0.00	0.00	0.00	0.00
	<b>New Scheme</b>													
FC-26	Scheme for Chanelization /lining of Sukhna Choe From Zirakpr-Kalka Road Bridge to Punjab UT Boundary RD 19800-26800	0.00	0.00	0.00	0.00	0.00	0.00	0.00	564.00	564.00	0.00	33.84	33.84	33.84
	<b>Sub Total (D)</b>	<b>878.18</b>	<b>390.54</b>	<b>1268.72</b>	<b>418.46</b>	<b>51.00</b>	<b>469.46</b>	<b>15960.00</b>	<b>4183.00</b>	<b>20143.00</b>	<b>957.60</b>	<b>250.98</b>	<b>1208.58</b>	<b>1208.58</b>
	<b>Total (A+B+C+D)</b>	<b>1768.88</b>	<b>3712.57</b>	<b>5481.45</b>	<b>548.71</b>	<b>1745.63</b>	<b>2294.34</b>	<b>30822.25</b>	<b>44094.19</b>	<b>74916.44</b>	<b>1849.85</b>	<b>3082.92</b>	<b>4932.77</b>	<b>4932.77</b>
	<b>NON-CONVENTIONAL SOURCES OF ENERGY</b>													
RE-03/ NC-03	Supply/Installation and commissioning of LEDs based SPV street lights under Solar Photovoltaic Demonstration Programme in Punjab (CS:SS:benf) (30:30:40) (Earlier-Solar Photovoltaic Demonstration Programme in Punjab (30:30:40) (CS:SS:Benf) (Direct release)	0.00	32.00	32.00	0.00	16.00	16.00	0.00	240.00	240.00	0.00	76.80	76.80	76.80

**STATEMENT - II**  
**SCHEDULED CASTES SUB PLAN 2018-19**  
**Scheme-wise Estimates and Expenditure**

( ₹ Lac)

Scheme Code	Sub-head/Scheme	SCSP 2017-18			SCSP 2017-18			Estimates of Expenditure 2018-19 (Eligible Portion)			SCSP 2018-19			Capital Content out of Col.14
		Estimates of SCSP Expenditure			Anticipated Expenditure						Estimates of SCSP Expenditure			
		CS	SS	Total	CS	SS	Total	CS	SS	Total	CS	SS	Total	
1	2	3	4	5	6	7	8	9	10	11	12	13	14	15
RE-09/ NC-09	SPV Water Pumping Programme under Jawaharlal Nehru Solar Mission.(CS:SS:Benf) (22:58:20) (Direct Release)	0.00	1600.00	1600.00	0.00	1600.00	1600.00	0.00	5000.00	5000.00	0.00	1600.00	1600.00	1600.00
RE-13/ NC-13	Solar Cooker Programme for women in the State under Jawaharlal Nehru National Solar Mission (CS:SS:Benf) (30:40:30) (Direct Release)	0.00	6.40	6.40	0.00	3.20	3.20	0.00	20.00	20.00	0.00	6.40	6.40	0.00
	<b>Total</b>	<b>0.00</b>	<b>1638.40</b>	<b>1638.40</b>	<b>0.00</b>	<b>1619.20</b>	<b>1619.20</b>	<b>0.00</b>	<b>5260.00</b>	<b>5260.00</b>	<b>0.00</b>	<b>1683.20</b>	<b>1683.20</b>	<b>1676.80</b>
	<b>INDUSTRY AND MINERALS</b>													
VSI-19	Financial Assistance to Start-ups	0.00	3200.00	3200.00	0.00	0.00	0.00	0.00	2000.00	2000.00	0.00	640.00	640.00	0.00
VSI-21	State Scheme for Make in India Zero defect & Zero effect of MSME	0.00	64.00	64.00	0.00	0.00	0.00	0.00	200.00	200.00	0.00	64.00	64.00	0.00
VSI-22	State Scheme to promote Women entrepreneurship under standup India (WISH)	0.00	0.00	0.00	0.00	0.00	0.00	0.00	100.00	100.00	0.00	32.00	32.00	0.00
VSI-23	State scheme for awareness and Entrepreneurship Development to promote SC/STs under Stand up India Project	0.00	55.00	55.00	0.00	55.00	55.00	0.00	55.00	55.00	0.00	55.00	55.00	0.00
VSI-24	Scheme for construction of roads and development industrial infrastructure at Rajpura under Amritsar Kolkata Industrial Corridor (AKIC) project.	0.00	160.00	160.00	0.00	0.00	0.00	0.00	500.00	500.00	0.00	0.00	0.00	0.00
VSI-25	Scheme for development of Industrial infrastructure near Shambu Ghanaur & Banur industrial belt under AKIC project	0.00	0.32	0.32	0.00	0.00	0.00	0.00	1.00	1.00	0.00	0.32	0.32	0.32
VSI-26	Scheme for development of logistic hub between Amritsar & Attari	0.00	32.00	32.00	0.00	0.00	0.00	0.00	100.00	100.00	0.00	32.00	32.00	32.00
VSI-28	Exhibition cum convention center at ludhiana	0.00	32.00	32.00	0.00	0.00	0.00	0.00	100.00	100.00	0.00	32.00	32.00	0.00

**STATEMENT - II**  
**SCHEDULED CASTES SUB PLAN 2018-19**  
**Scheme-wise Estimates and Expenditure**

( ₹ Lac)

Scheme Code	Sub-head/Scheme	SCSP 2017-18			SCSP 2017-18			Estimates of Expenditure 2018-19 (Eligible Portion)			SCSP 2018-19			Capital Content out of Col.14
		Estimates of SCSP Expenditure			Anticipated Expenditure			Estimates of SCSP Expenditure			Capital Content out of Col.14			
		CS	SS	Total	CS	SS	Total	CS	SS	Total		CS	SS	
1	2	3	4	5	6	7	8	9	10	11	12	13	14	15
	<b>New Scheme</b>													
VSI-30	Dedicated funds for meeting the state share for centrally sponsored schemes - assistance for promotion of Micro & Small Enterprises Cluster Development Programme (MSE-CDP)	0.00	0.00	0.00	0.00	0.00	0.00	0.00	50.00	50.00	0.00	16.00	16.00	16.00
	<b>Total</b>	<b>0.00</b>	<b>3543.32</b>	<b>3543.32</b>	<b>0.00</b>	<b>55.00</b>	<b>55.00</b>	<b>0.00</b>	<b>3106.00</b>	<b>3106.00</b>	<b>0.00</b>	<b>871.32</b>	<b>871.32</b>	<b>48.32</b>
	<b>INFORMATION TECHNOLOGY</b>													
IT-03	Development of Human Resources in the field of IT/ITES (Shifted from Industry and Minerals subhead)	0.00	0.40	0.40	0.00	0.00	0.00	0.00	0.00	0.00	0.00	0.00	0.00	0.00
	<b>Total</b>	<b>0.00</b>	<b>0.40</b>	<b>0.40</b>	<b>0.00</b>	<b>0.00</b>	<b>0.00</b>	<b>0.00</b>	<b>0.00</b>	<b>0.00</b>	<b>0.00</b>	<b>0.00</b>	<b>0.00</b>	<b>0.00</b>
	<b>ROADS AND BRIDGES</b>													
RB-01	World Bank Scheme for Road Infrastructure (World Bank -State 85:15)	0.00	1600.00	1600.00	0.00	1567.50	1567.50	0.00	2000.00	2000.00	0.00	100.00	100.00	100.00
RB-02	NABARD assisted projects Construction/widening of roads and construction of bridges and infrastructure RIDF-(XII-XIX) (80:20) (outlay Rs. 230 cr.)													
RB-02(A)	74 Rural Roads and 15 Bridges Projects (XII)	0.00	0.18	0.18	0.00	0.18	0.18	0.00	3.50	3.50	0.00	0.18	0.18	0.18
RB-02(D)	20 Rural Roads and 18 Bridges Projects (XIII)	0.00	2.50	2.50	0.00	2.50	2.50	0.00	50.00	50.00	0.00	2.50	2.50	2.50
RB-02(F)	66 Rural Roads and 10 Bridges - XIV (ii)	0.00	2.75	2.75	0.00	2.75	2.75	0.00	55.00	55.00	0.00	2.75	2.75	2.75
RB-02(I)	55 Rural Roads & 2 Bridges in Taran Taran District XVI-(i)	0.00	5.00	5.00	0.00	5.00	5.00	0.00	100.00	100.00	0.00	5.00	5.00	5.00
RB-02(K)	7 Rural Roads (XVII)	0.00	80.00	80.00	0.00	58.80	58.80	0.00	500.00	500.00	0.00	25.00	25.00	25.00
RB-02(L)	101 Rural road Project RIDF-XIX	0.00	31.25	31.25	0.00	31.25	31.25	0.00	461.00	461.00	0.00	23.05	23.05	23.05
RB-02(M)	Project for 57 Rural Roads and 7 Bridges in Punjab (XXI)	0.00	475.00	475.00	0.00	300.25	300.25	0.00	4000.00	4000.00	0.00	200.00	200.00	200.00



**STATEMENT - II**  
**SCHEDULED CASTES SUB PLAN 2018-19**  
**Scheme-wise Estimates and Expenditure**

( ₹ Lac)

Scheme Code	Sub-head/Scheme	SCSP 2017-18			SCSP 2017-18			Estimates of Expenditure 2018-19 (Eligible Portion)			SCSP 2018-19			Capital Content out of Col.14
		Estimates of SCSP Expenditure			Anticipated Expenditure						Estimates of SCSP Expenditure			
		CS	SS	Total	CS	SS	Total	CS	SS	Total	CS	SS	Total	
1	2	3	4	5	6	7	8	9	10	11	12	13	14	15
RB-02(N)	Rural road project RIDFB-XX State share for (PMGSY) (New component)	0.00	500.00	500.00	0.00	500.00	500.00	0.00	10000.00	10000.00	0.00	500.00	500.00	500.00
RB-02(O)	63 rural roads and 4 bridges in Punjab (NABARD RIDF-XXIII) 95:5	0.00	53.33	53.33	0.00	0.00	0.00	0.00	7830.50	7830.50	0.00	391.53	391.53	391.53
RB-04	Improvement and widening of existing roads													
RB-04(ii)	(a) State share for upgradation of Roads under PMGSY (b) Forest clearance and utility shifting	0.00	0.25	0.25	0.00	0.00	0.00	0.00	0.00	0.00	0.00	0.00	0.00	0.00
RB-09	Upgradation/Strengthening of Rural Roads (to be financed out of RDF Fund)	0.00	0.00	0.00	0.00	25.00	25.00	0.00	3500.00	3500.00	0.00	175.00	175.00	175.00
RB-10	Upgradation, Construction and Repair of roads and Bridges (Special Repair of Plan Roads)	0.00	0.05	0.05	0.00	51.55	51.55	0.00	31500.00	31500.00	0.00	1575.00	1575.00	1575.00
	<b>Block Grants</b>													
BG-06 (RB-03)	Central Road Fund (CRF)	1050.00	0.00	1050.00	1050.00	0.00	1050.00	30000.00	0.00	30000.00	1500.00	0.00	1500.00	1500.00
	<b>CSS-Flagship Schemes</b>													
CS(RB)-11 (i)	Pradhan Mantri Gramin Sadak Yojana (PMGSY-I) (100%) (revised 60:40)	261.00	174.00	435.00	1354.50	901.50	2256.00	14118.00	0.00	14118.00	705.90	0.00	705.90	705.90
	<b>Total</b>	<b>1311.00</b>	<b>2924.31</b>	<b>4235.31</b>	<b>2404.50</b>	<b>3446.28</b>	<b>5850.78</b>	<b>44118.00</b>	<b>60000.00</b>	<b>104118.00</b>	<b>2205.90</b>	<b>3000.00</b>	<b>5205.90</b>	<b>5205.90</b>
	<b>SCIENCE, TECHNOLOGY AND ENVIRONMENT</b>													
SR-07	Subsidy to students of Government Schools visiting the Science City	0.00	50.00	50.00	0.00	0.00	0.00	0.00	1.00	1.00	0.00	0.50	0.50	0.00
	<b>Total</b>	<b>0.00</b>	<b>50.00</b>	<b>50.00</b>	<b>0.00</b>	<b>0.00</b>	<b>0.00</b>	<b>0.00</b>	<b>1.00</b>	<b>1.00</b>	<b>0.00</b>	<b>0.50</b>	<b>0.50</b>	<b>0.00</b>

**STATEMENT - II**  
**SCHEDULED CASTES SUB PLAN 2018-19**  
**Scheme-wise Estimates and Expenditure**

( ₹ Lac)

Scheme Code	Sub-head/Scheme	SCSP 2017-18			SCSP 2017-18			Estimates of Expenditure 2018-19 (Eligible Portion)			SCSP 2018-19			Capital Content out of Col.14
		Estimates of SCSP Expenditure			Anticipated Expenditure						Estimates of SCSP Expenditure			
		CS	SS	Total	CS	SS	Total	CS	SS	Total	CS	SS	Total	
1	2	3	4	5	6	7	8	9	10	11	12	13	14	15
	<b>ECOLOGY &amp; ENVIRONMENT</b>													
CS(EE)-01	Installation of Common Effluent Treatment Plant (CETP) of Capacity 50 Million Litre per day (MLD) for treatment of effluent from dying industries of Tajpur road and Rahon Road Cluster of Ludhiana. (CS:SS:SPV) (50:25:25)	0.32	0.32	0.64	0.32	0.32	0.64	1.00	1.00	2.00	0.32	0.32	0.64	0.64
CS(EE)-02	Installation of Common Effluent Treatment Plant (CETP) of Capacity 40 Million Litre per day (MLD) for treatment of effluent from dying industries of Focal Point Phase-I to Phase VIII Cluster of Ludhiana. (CS:SS:SPV) (50:25:25)	0.32	0.32	0.64	0.32	0.32	0.64	1500.00	750.00	2250.00	480.00	240.00	720.00	720.00
CS(EE)-03	Installation of Common Effluent Treatment Plant (CETP) of Capacity 15 Million Litre per day (MLD) for treatment of effluent from dying industries of Bahadur Ke Road Cluster of Ludhiana. (CS:SS:SPV) (50:25:25)	0.32	0.32	0.64	0.00	0.00	0.00	0.00	0.00	0.00	0.00	0.00	0.00	0.00
	<b>Total</b>	<b>0.96</b>	<b>0.96</b>	<b>1.92</b>	<b>0.64</b>	<b>0.64</b>	<b>1.28</b>	<b>1501.00</b>	<b>751.00</b>	<b>2252.00</b>	<b>480.32</b>	<b>240.32</b>	<b>720.64</b>	<b>720.64</b>
	<b>SECRETARIAT ECONOMIC SERVICES</b>													
	<b>State Level Schemes</b>													
PM-06	Assistance to NGOs	0.00	320.00	320.00	0.00	168.00	168.00	0.00	1000.00	1000.00	0.00	320.00	320.00	0.00
PM-10	State Level Initiatives (Punjab Nirman Programme)	0.00	960.00	960.00	0.00	0.32	0.32	0.00	1.00	1.00	0.00	0.32	0.32	0.32
PM-13	Engagement of Young Professionals for Punjab State Planning Board	0.00	3.00	3.00	0.00	1.83	1.83	0.00	8.20	8.20	0.00	2.05	2.05	0.00
PM-14	Border Area Infrastructure Development Programme (Special Package for Border Area)	0.00	9600.00	9600.00	0.00	0.32	0.32	0.00	30000.00	30000.00	0.00	9600.00	9600.00	6400.00

**STATEMENT - II**  
**SCHEDULED CASTES SUB PLAN 2018-19**  
**Scheme-wise Estimates and Expenditure**

( ₹ Lac)

Scheme Code	Sub-head/Scheme	SCSP 2017-18			SCSP 2017-18			Estimates of Expenditure 2018-19 (Eligible Portion)			SCSP 2018-19			Capital Content out of Col.14
		Estimates of SCSP Expenditure			Anticipated Expenditure			Estimates of SCSP Expenditure			Capital Content out of Col.14			
		CS	SS	Total	CS	SS	Total	CS	SS	Total		CS	SS	
1	2	3	4	5	6	7	8	9	10	11	12	13	14	15
	<b>CSS-other scheme</b>													
CS(PM)-19	Border Area Development Programme (BADP) ACA	1444.07	1280.00	2724.07	1444.07	1280.00	2724.07	3500.00	2334.00	5834.00	1120.00	746.88	1866.88	1640.00
	<b>Total (State Level)</b>	<b>1444.07</b>	<b>12163.00</b>	<b>13607.07</b>	<b>1444.07</b>	<b>1450.47</b>	<b>2894.53</b>	<b>3500.00</b>	<b>33343.20</b>	<b>36843.20</b>	<b>1120.00</b>	<b>10669.25</b>	<b>11789.25</b>	<b>8040.32</b>
	<b>District Level Schemes</b>													
PM-3	Untied Funds of CM/FM	0.00	480.00	480.00	0.00	480.00	480.00	0.00	1500.00	1500.00	0.00	480.00	480.00	480.00
PM-5	Untied Funds of DPCs	0.00	0.00	0.00	0.00	0.32	0.32	0.00	1.00	1.00	0.00	0.32	0.32	0.32
	<b>Total (District Level)</b>	<b>0.00</b>	<b>480.00</b>	<b>480.00</b>	<b>0.00</b>	<b>480.32</b>	<b>480.32</b>	<b>0.00</b>	<b>1501.00</b>	<b>1501.00</b>	<b>0.00</b>	<b>480.32</b>	<b>480.32</b>	<b>480.32</b>
	<b>Total (State + District)</b>	<b>1444.07</b>	<b>12643.00</b>	<b>14087.07</b>	<b>1444.07</b>	<b>1930.79</b>	<b>3374.85</b>	<b>3500.00</b>	<b>34844.20</b>	<b>38344.20</b>	<b>1120.00</b>	<b>11149.57</b>	<b>12269.57</b>	<b>8520.64</b>
	<b>CENSUS SURVEY &amp; STATISTICS</b>													
CSST-02/4	Engagement of Young Professionals for Economic & Statistical Organisation	0.00	19.50	19.50	0.00	21.88	21.88	0.00	87.50	87.50	0.00	21.88	21.88	0.00
	<b>Total</b>	<b>0.00</b>	<b>19.50</b>	<b>19.50</b>	<b>0.00</b>	<b>21.88</b>	<b>21.88</b>	<b>0.00</b>	<b>87.50</b>	<b>87.50</b>	<b>0.00</b>	<b>21.88</b>	<b>21.88</b>	<b>0.00</b>
	<b>CIVIL SUPPLIES</b>													
	<b>State Level Schemes</b>													
CS-05	New Atta Dal Scheme	0.00	0.00	0.00	0.00	3900.00	3900.00	0.00	0.00	0.00	0.00	0.00	0.00	0.00
CS-12	Smart Ration Card Scheme (Annapurna)	0.00	35000.00	35000.00	0.00	0.00	0.00	0.00	4000.00	4000.00	0.00	2800.00	2800.00	0.00
	<b>Total</b>	<b>0.00</b>	<b>35000.00</b>	<b>35000.00</b>	<b>0.00</b>	<b>3900.00</b>	<b>3900.00</b>	<b>0.00</b>	<b>4000.00</b>	<b>4000.00</b>	<b>0.00</b>	<b>2800.00</b>	<b>2800.00</b>	<b>0.00</b>
	<b>GENERAL EDUCATION</b>													
<b>A</b>	<b>Elementary Education</b>													
EDE-04/ EDE-05	Implementation of EDUSAT project in the State	0.00	320.00	320.00	0.00	169.12	169.12	0.00	550.00	550.00	0.00	176.00	176.00	121.00
EDE-08/ EDE-1.2	Provision for Deficit Budget to meet the enhanced honorarium of education volunteers (Sikhya Karmies) under SSA programme (salary)	0.00	0.25	0.25	0.00	0.25	0.25	0.00	1.00	1.00	0.00	0.25	0.25	0.00
EDE-08/ EDE-1.2(i)	Provision for Deficit Budget to meet the enhanced honorarium of special trainers under SSA programme (salary)	0.00	1045.35	1045.35	0.00	1045.35	1045.35	0.00	3872.11	3872.11	0.00	968.03	968.03	0.00
EDE-10	Provision for salary of Inclusive Education volunteers (IEV) under SSA programme (Salary)	0.00	0.00	0.00	0.00	0.00	0.00	0.00	653.40	653.40	0.00	163.35	163.35	0.00

**STATEMENT - II**  
**SCHEDULED CASTES SUB PLAN 2018-19**  
**Scheme-wise Estimates and Expenditure**

( ₹ Lac)

Scheme Code	Sub-head/Scheme	SCSP 2017-18			SCSP 2017-18			Estimates of Expenditure 2018-19 (Eligible Portion)			SCSP 2018-19			Capital Content out of Col.14
		Estimates of SCSP Expenditure			Anticipated Expenditure			Estimates of SCSP Expenditure			Capital Content out of Col.14			
		CS	SS	Total	CS	SS	Total	CS	SS	Total		CS	SS	
1	2	3	4	5	6	7	8	9	10	11	12	13	14	15
EDE-12	Providing Furniture to Government Primary, Middle, High and Senior Secondary Schools	0.00	1302.00	1302.00	0.00	1050.00	1050.00	0.00	2314.00	2314.00	0.00	1157.00	1157.00	0.00
EDE-13	Providing computers in Government Primary Schools	0.00	620.00	620.00	0.00	620.00	620.00	0.00	2000.00	2000.00	0.00	1240.00	1240.00	0.00
	<b>CSS-Flagship Schemes</b>													
EDE-03/ EDE-2	Mid Day Meal Scheme (MDM) (60:40)	11160.00	7440.00	18600.00	9920.00	8370.00	18290.00	18611.68	12407.78	31019.46	11539.24	7692.82	19232.07	0.00
EDE-01	Sarv Sikhsha Abhiyan including Education Guarantee Scheme (EGS), National Program for Education of Girls at Elementary Level (NPEGEL) & Kasturba Gandhi Balika Vidyalaya (KGBV) (60:40)	27900.00	18600.00	46500.00	17720.05	25028.17	42748.22	40000.00	50000.00	90000.00	24800.00	31000.00	55800.00	8060.00
<b>B</b>	<b>Secondary Education</b>													
EDS-04/ EDS-18	Improvement of Laboratory Infrastructure by providing Science material in 351 schools upgraded under NABARD-RIDF-XVI (85:15)	0.00	160.00	160.00	0.00	2.57	2.57	0.00	1.00	1.00	0.00	0.32	0.32	0.00
EDS-07	Information and Communication Technology (ICT) Project (Salary)	0.00	11650.00	11650.00	0.00	11850.00	11850.00	0.00	47878.52	47878.52	0.00	11969.63	11969.63	0.00
EDS-20	Popularization of Science Education (Science Fairs, Science Seminars and Science Exhibitions)	0.00	0.32	0.32	0.00	6.21	6.21	0.00	1.00	1.00	0.00	0.32	0.32	0.00
EDS-21	To promote sports in Punjab schools	0.00	0.32	0.32	0.00	0.00	0.00	0.00	0.00	0.00	0.00	0.00	0.00	0.00
EDS-22	Dr. Hargobind Khurana scholarship for brilliant students	0.00	640.00	640.00	0.00	640.00	640.00	0.00	2000.00	2000.00	0.00	640.00	640.00	0.00
EDS-28	Infrastructural Development in government schools & Opening/running of Adarsh and Meritorious Schools through Education Cess in Punjab	0.00	6400.00	6400.00	0.00	4800.00	4800.00	0.00	20000.00	20000.00	0.00	6400.00	6400.00	2280.00

**STATEMENT - II**  
**SCHEDULED CASTES SUB PLAN 2018-19**  
**Scheme-wise Estimates and Expenditure**

( ₹ Lac)

Scheme Code	Sub-head/Scheme	SCSP 2017-18			SCSP 2017-18			Estimates of Expenditure 2018-19 (Eligible Portion)			SCSP 2018-19			Capital Content out of Col.14
		Estimates of SCSP Expenditure			Anticipated Expenditure			Estimates of SCSP Expenditure			Capital Content out of Col.14			
		CS	SS	Total	CS	SS	Total	CS	SS	Total		CS	SS	
1	2	3	4	5	6	7	8	9	10	11	12	13	14	15
EDS-29	Strengthening of 162 Senior Secondary Girls Schools and Opening of 2 new Meritorious Schools (RIDF-XXI) (85:15)	0.00	1760.00	1760.00	0.00	834.24	834.24	0.00	5500.00	5500.00	0.00	1760.00	1760.00	1760.00
EDS-30	Punjab Swasth Kanya Yojana	0.00	0.32	0.32	0.00	0.00	0.00	0.00	0.00	0.00	0.00	0.00	0.00	0.00
EDS-31	Provision of education Facilities to the children of SC working as agricultural labourers	0.00	1.00	1.00	0.00	0.00	0.00	0.00	0.00	0.00	0.00	0.00	0.00	0.00
EDS-32	Provision of Salary for Lab attendants appointed under RMSA	0.00	84.44	84.44	0.00	63.33	63.33	0.00	226.00	226.00	0.00	56.50	56.50	0.00
EDS-37	Padho Punjab Padhao Punjab	0.00	0.32	0.32	0.00	0.32	0.32	0.00	1000.00	1000.00	0.00	320.00	320.00	0.00
EDS-38	Free Books to general category students of 9th and 10th class & all students of 11th and 12th class	0.00	600.00	600.00	0.00	0.00	0.00	0.00	4990.00	4990.00	0.00	998.00	998.00	0.00
	<b>New Schemes</b>													
EDS-39	Additional Classrooms for rural area schools in the state RIDF-XXIII (85:15)	0.00	0.00	0.00	0.00	768.00	768.00	0.00	12000.00	12000.00	0.00	3840.00	3840.00	3840.00
EDS-40	Drinking Water RO system for rural high and senior secondary schools in the state RIDF-XXIII (85:15)	0.00	0.00	0.00	0.00	57.60	57.60	0.00	900.00	900.00	0.00	288.00	288.00	288.00
EDS-41	Repair and maintenance of Infrastructure in existing schools	0.00	0.00	0.00	0.00	0.00	0.00	0.00	1000.00	1000.00	0.00	320.00	320.00	0.00
EDS-42	Toilets for girls in all schools	0.00	0.00	0.00	0.00	0.00	0.00	0.00	1600.00	1600.00	0.00	512.00	512.00	0.00
EDS-43	Digital Education in Government Schools	0.00	0.00	0.00	0.00	0.00	0.00	0.00	500.00	500.00	0.00	250.00	250.00	0.00
EDS-44	TLM for Pre-primary students	0.00	0.00	0.00	0.00	0.00	0.00	0.00	250.00	250.00	0.00	155.00	155.00	0.00
	<b>CSS-other schemes</b>													
EDS-01	Information and Communication Technology (ICT) in Punjab Schools (60:40)	300.00	200.00	500.00	1710.80	264.00	1974.80	1200.00	800.00	2000.00	600.00	400.00	1000.00	0.00
EDS-02	Rashtriya Madhyamik Shiksha Abhiyan (RMSA) for Universalization of Secondary Education (60:40)	6000.00	4000.00	10000.00	4500.00	3000.00	7500.00	17580.00	11720.00	29300.00	8790.00	5860.00	14650.00	0.00

**STATEMENT - II**  
**SCHEDULED CASTES SUB PLAN 2018-19**  
**Scheme-wise Estimates and Expenditure**

( ₹ Lac)

Scheme Code	Sub-head/Scheme	SCSP 2017-18			SCSP 2017-18			Estimates of Expenditure 2018-19 (Eligible Portion)			SCSP 2018-19			Capital Content out of Col.14
		Estimates of SCSP Expenditure			Anticipated Expenditure			Estimates of SCSP Expenditure			Capital Content out of Col.14			
		CS	SS	Total	CS	SS	Total	CS	SS	Total		CS	SS	
1	2	3	4	5	6	7	8	9	10	11	12	13	14	15
EDS-06	Construction and running of girls hostels for students of Secondary & Higher Secondary Schools (60:40)	120.00	80.00	200.00	60.00	33.00	93.00	217.20	144.80	362.00	108.60	72.40	181.00	0.00
EDS-26	Vocationalisation of Education (60:40)	1500.00	1000.00	2500.00	1732.50	747.00	2479.50	3300.00	2200.00	5500.00	1650.00	1100.00	2750.00	0.00
CS-09/ CS-3	Inclusive Education for Disabled at Secondary Stage (IEDSS) (60:40)	96.00	64.00	160.00	44.67	16.00	60.67	180.00	120.00	300.00	57.60	38.40	96.00	0.00
CS-12/ CS-18	Assistance for appointment of Urdu teachers (60:40) (Now State Level 100%)	75.00	0.00	75.00	0.00	107.00	107.00	0.00	300.00	300.00	0.00	75.00	75.00	0.00
EDS-19	Teacher education establishment of District Institutes of Education and Training (DIETS) (60:40)	462.30	308.20	770.50	447.76	418.09	865.85	2106.00	1404.00	3510.00	526.48	350.98	877.46	0.00
EDS-05	Setting up of model schools at block level in educationally backward blocks (scheme delinked by Golwef 2015-16)	0.00	640.00	640.00	0.00	544.00	544.00	0.00	2250.84	2250.84	0.00	720.27	720.27	0.00
<b>C</b>	<b>Higher Education</b>													
HE-01	Up-gradation of Infrastructure in Government Colleges (ACA 2011-12 : Rs.20.00 Cr) .	0.00	0.32	0.32	0.00	0.00	0.00	0.00	0.00	0.00	0.00	0.00	0.00	0.00
HE-06	Establishment of Rajiv Gandhi National University of Law Punjab	0.00	64.00	64.00	0.00	64.00	64.00	0.00	1000.00	1000.00	0.00	64.00	64.00	64.00
HE-15	Computer Labs in Government Colleges (ACA-2012-13)	0.00	0.32	0.32	0.00	0.00	0.00	0.00	0.00	0.00	0.00	0.00	0.00	0.00
HE-16	New Degree Colleges and removal of gaps in existing infrastructure at Mansa, Amargarh (Sangrur), Talwara (Hoshiarpur), Malerkotla (Sangrur)(ACA 2012-13)	0.00	0.32	0.32	0.00	0.00	0.00	0.00	0.00	0.00	0.00	0.00	0.00	0.00
HE-21	Construction of new block at Mai-Bhago Girls Hostel at Punjabi University, Patiala.	0.00	0.32	0.32	0.00	0.00	0.00	0.00	0.00	0.00	0.00	0.00	0.00	0.00
HE-25	Construction of 10 new degree colleges in the state.	0.00	480.00	480.00	0.00	0.00	0.00	0.00	3000.00	3000.00	0.00	960.00	960.00	0.00

**STATEMENT - II**  
**SCHEDULED CASTES SUB PLAN 2018-19**  
**Scheme-wise Estimates and Expenditure**

( ₹ Lac)

Scheme Code	Sub-head/Scheme	SCSP 2017-18			SCSP 2017-18			Estimates of Expenditure 2018-19 (Eligible Portion)			SCSP 2018-19			Capital Content out of Col.14
		Estimates of SCSP Expenditure			Anticipated Expenditure			Estimates of SCSP Expenditure			Capital Content out of Col.14			
		CS	SS	Total	CS	SS	Total	CS	SS	Total		CS	SS	
1	2	3	4	5	6	7	8	9	10	11	12	13	14	15
	<b>New Scheme</b>													
HE-26	Grant to 5 Govt. Colleges for improvement in infrastructure (Zira, Malerkotla, Kala Afgana, Sunam and Sardargarh)	0.00	0.00	0.00	0.00	0.00	0.00	0.00	1000.00	1000.00	0.00	320.00	320.00	0.00
	<b>CSS-Other scheme</b>													
HE-17	Rashtriya Ucchar Sikhsha Abhiyan (RUSA)(60:40)	1350.00	900.00	2250.00	1350.00	175.00	1525.00	5400.00	3600.00	9000.00	1350.00	900.00	2250.00	1455.51
	<b>D Languages</b>													
LA-01	Development of Punjabi, Hindi, Urdu, Sanskrit languages and celebration of Punjabi week	0.00	80.00	80.00	0.00	0.32	0.32	0.00	250.00	250.00	0.00	80.00	80.00	0.00
LA-02	Publication of Books	0.00	16.00	16.00	0.00	16.00	16.00	0.00	200.00	200.00	0.00	64.00	64.00	0.00
LA-07	Computerisation of all District Language Offices in Punjab, Chandigarh, Delhi to impart computer training.	0.00	9.60	9.60	0.00	0.32	0.32	0.00	30.00	30.00	0.00	9.60	9.60	0.00
	<b>Total</b>	<b>48963.30</b>	<b>58467.40</b>	<b>107430.70</b>	<b>37485.78</b>	<b>60689.89</b>	<b>98175.67</b>	<b>88594.88</b>	<b>197664.45</b>	<b>286259.33</b>	<b>49421.92</b>	<b>80921.87</b>	<b>130343.79</b>	<b>17868.51</b>
	<b>TECHNICAL EDUCATION</b>													
TE-08	Recurring expenditure for 7 new government polytechnics set up under CSS scheme	0.00	480.00	480.00	0.00	440.00	440.00	0.00	1650.00	1650.00	0.00	528.00	528.00	0.00
TE-11	New and upgradation of Polytechnics at Bhatinda, Batala, Amritsar, Hoshiarpur, GTB garh (Moga & Patilala). ACA 2012-13	0.00	851.20	851.20	0.00	80.00	80.00	0.00	1.00	1.00	0.00	0.32	0.32	0.00
TE-15	Setting up of university for skill development	0.00	32.00	32.00	0.00	0.00	0.00	0.00	1.00	1.00	0.00	0.32	0.32	0.00
	<b>CSS-other schemes</b>													
CS-03	Setting up of new polytechnics in the districts where no government polytechnic exists at present (100%CS)	256.00	0.00	256.00	0.00	0.00	0.00	700.00	0.00	700.00	224.00	0.00	224.00	224.00
CS-04	Construction of women hostel in existing polytechnics (100% CS)	54.40	0.00	54.40	3.20	0.00	3.20	170.00	0.00	170.00	54.40	0.00	54.40	54.40
CS-05	Central Assistance for strengthening of existing Polytechnics(100% CS)	160.00	0.00	160.00	0.00	0.00	0.00	1123.00	0.00	1123.00	359.36	0.00	359.36	359.36

**STATEMENT - II**  
**SCHEDULED CASTES SUB PLAN 2018-19**  
**Scheme-wise Estimates and Expenditure**

( ₹ Lac)

Scheme Code	Sub-head/Scheme	SCSP 2017-18			SCSP 2017-18			Estimates of Expenditure 2018-19 (Eligible Portion)			SCSP 2018-19			Capital Content out of Col.14
		Estimates of SCSP Expenditure			Anticipated Expenditure			Estimates of SCSP Expenditure			Capital Content out of Col.14			
		CS	SS	Total	CS	SS	Total	CS	SS	Total		CS	SS	
1	2	3	4	5	6	7	8	9	10	11	12	13	14	15
CS-06	Community Development through Polytechnics (CDTP) (100% CS)	128.00	0.00	128.00	128.00	0.00	128.00	400.00	0.00	400.00	128.00	0.00	128.00	0.00
	<b>CSS-Optional Schemes</b>													
TE-02	Implementation of Technical Education Quality Improvement Programme (TEQIP-II) (75:25)	0.48	0.16	0.64	636.64	24.00	660.64	1989.50	75.00	2064.50	636.64	24.00	660.64	0.00
	<b>Total</b>	<b>598.88</b>	<b>1363.36</b>	<b>1962.24</b>	<b>767.84</b>	<b>544.00</b>	<b>1311.84</b>	<b>4382.50</b>	<b>1727.00</b>	<b>6109.50</b>	<b>1402.40</b>	<b>552.64</b>	<b>1955.04</b>	<b>637.76</b>
	<b>SPORTS AND YOUTH SERVICES</b>													
<b>A</b>	<b>Youth Services</b>													
YS-02/ YS-03	Financial Assistance to Rural Youth/Sports Clubs	0.00	0.00	0.00	0.00	0.00	0.00	0.00	1.00	1.00	0.00	0.32	0.32	0.00
YS-07/ YS-16	Free smart mobile phones to the youth	0.00	320.00	320.00	0.00	0.32	0.32	0.00	1000.00	1000.00	0.00	320.00	320.00	0.00
<b>B</b>	<b>Sports</b>													
SS-13	Grant in Aid to State Sports Council for development of sports (schemes SS-03/SS-17, SS-04/SS-18, SS-05/SS-13, SS-06, SS-08/SS-4, SS-09/SS-12, SS-10/SS-3 merged into SS-13/SS-19)	0.00	0.32	0.32	0.00	0.32	0.32	0.00	1.00	1.00	0.00	0.32	0.32	0.00
SS-02	Setting up of Sports universities in PPP mode	0.00	32.00	32.00	0.00	0.32	0.32	0.00	1000.00	1000.00	0.00	320.00	320.00	320.00
	<b>CSS-other scheme</b>													
SS-01	Khelo India (Previously: Rajiv Gandhi Khel Abhiyan RGKA)	8.00	8.00	16.00	8.00	2.00	10.00	25.00	25.00	50.00	8.00	8.00	16.00	0.00
	<b>Total</b>	<b>8.00</b>	<b>360.32</b>	<b>368.32</b>	<b>8.00</b>	<b>2.96</b>	<b>10.96</b>	<b>25.00</b>	<b>2027.00</b>	<b>2052.00</b>	<b>8.00</b>	<b>648.64</b>	<b>656.64</b>	<b>320.00</b>
	<b>MEDICAL AND PUBLIC HEALTH</b>													
	<b>Research and Medical Education</b>													
DRME-03	Establishment of Baba Farid University of Health Sciences, Faridkot (Grant in aid, Non-salary)	0.00	1600.00	1600.00	0.00	1600.00	1600.00	0.00	1000.00	1000.00	0.00	320.00	320.00	320.00
DRME-04	Upgradation of infrastructure in Government Medical College and Hospital (Patiala)	0.00	3200.00	3200.00	0.00	480.00	480.00	0.00	11595.00	11595.00	0.00	3710.40	3710.40	3710.40



**STATEMENT - II**  
**SCHEDULED CASTES SUB PLAN 2018-19**  
**Scheme-wise Estimates and Expenditure**

( ₹ Lac)

Scheme Code	Sub-head/Scheme	SCSP 2017-18			SCSP 2017-18			Estimates of Expenditure 2018-19 (Eligible Portion)			SCSP 2018-19			Capital Content out of Col.14
		Estimates of SCSP Expenditure			Anticipated Expenditure			Estimates of SCSP Expenditure			Capital Content out of Col.14			
		CS	SS	Total	CS	SS	Total	CS	SS	Total		CS	SS	
1	2	3	4	5	6	7	8	9	10	11	12	13	14	15
DRME-05	Upgradation of infrastructure in Government Medical College and Hospital (Amritsar)	0.00	48.00	48.00	0.00	128.00	128.00	0.00	5000.00	5000.00	0.00	1600.00	1600.00	1600.00
DRME-16	Opening of new medical college at SAS Nagar Mohali	0.00	320.00	320.00	0.00	0.32	0.32	3750.00	1250.00	5000.00	1200.00	400.00	1600.00	1600.00
	<b>Centrally Sponsored Scheme-Optional/Others</b>													
DRME-15	Tertiary Care Cancer Centre (state share will be met under NABARD)	960.00	640.00	1600.00	96.00	64.00	160.00	2890.00	1360.00	4250.00	924.80	435.20	1360.00	1360.00
	<b>New Schemes</b>													
DRME-17	Upgradation of existing State Government Medical College for increasing MBBS seats (Amritsar)	0.00	0.00	0.00	0.00	0.00	0.00	2200.00	1467.00	3667.00	704.00	469.44	1173.44	1173.44
DRME-18	Upgradation of existing State Government Medical College for increasing MBBS seats (Patiala)	0.00	0.00	0.00	0.00	0.00	0.00	2200.00	1467.00	3667.00	704.00	469.44	1173.44	1173.44
DRME-20	Upgradation of infrastructure in Govt. Dental Colleges and Hospitals (Amritsar and Patiala)	0.00	0.00	0.00	0.00	0.00	0.00	0.00	500.00	500.00	0.00	160.00	160.00	160.00
DRME-21	Establishment of Guru Ravidas Ayurvedic University (Hoshiarpur)	0.00	0.00	0.00	0.00	0.00	0.00	0.00	200.00	200.00	0.00	64.00	64.00	64.00
DRME-22	Opening of two new medical colleges in the state.	0.00	0.00	0.00	0.00	0.00	0.00	0.00	1000.00	1000.00	0.00	320.00	320.00	320.00
	<b>Director Health Services</b>													
DHS-02	Implementation of Emergency Response Services in the State	0.00	1216.00	1216.00	0.00	1216.00	1216.00	0.00	3900.00	3900.00	0.00	1248.00	1248.00	0.00
DHS-11	Punjab Urban Health Infrastructure (DHS 10, 11, 13, 15 and 25) (Civil works + equipment) ACA 2011-12	0.00	0.32	0.32	0.00	0.32	0.32	0.00	1.00	1.00	0.00	0.32	0.32	0.32
DHS-12	Seed Corpus of Cancer Relief Fund	0.00	960.00	960.00	0.00	960.00	960.00	0.00	3000.00	3000.00	0.00	960.00	960.00	0.00
DHS-14	Balri Rakshak Yojana	0.00	128.00	128.00	0.00	118.40	118.40	0.00	0.00	0.00	0.00	0.00	0.00	0.00
DHS-24	Upgradation/Strengthening of Nursing services in the State (85:15)	0.00	0.32	0.32	0.00	0.32	0.32	0.00	1.00	1.00	0.00	0.32	0.32	0.00

**STATEMENT - II**  
**SCHEDULED CASTES SUB PLAN 2018-19**  
**Scheme-wise Estimates and Expenditure**

( ₹ Lac)

Scheme Code	Sub-head/Scheme	SCSP 2017-18			SCSP 2017-18			Estimates of Expenditure 2018-19 (Eligible Portion)			SCSP 2018-19			Capital Content out of Col.14
		Estimates of SCSP Expenditure			Anticipated Expenditure			Estimates of SCSP Expenditure			Capital Content out of Col.14			
		CS	SS	Total	CS	SS	Total	CS	SS	Total		CS	SS	
1	2	3	4	5	6	7	8	9	10	11	12	13	14	15
DHS 54	Seed corpus of Hepatitis-C relief fund	0.00	32.00	32.00	0.00	544.00	544.00	0.00	2800.00	2800.00	0.00	896.00	896.00	0.00
DHS-44	Bhagat Puran Singh Medical insurance scheme for poor people	0.00	0.32	0.32	0.00	1600.00	1600.00	0.00	11300.00	11300.00	0.00	3616.00	3616.00	0.00
DHS-45	Creation of Cancer and Drug addiction treatment infrastructure	0.00	1600.00	1600.00	0.00	192.00	192.00	0.00	2500.00	2500.00	0.00	800.00	800.00	0.00
DHS-52	Establishment of new Primary Rural Rehabilitation and Drug de-addiction Centres in the state (NABARD) (85:15)	0.00	1600.00	1600.00	0.00	0.00	0.00	0.00	0.00	0.00	0.00	0.00	0.00	0.00
DHS-61	Manpower development under national mental hospital Amritsar (60:40)	0.19	0.13	0.32	0.00	0.00	0.00	0.60	0.40	1.00	0.19	0.13	0.32	0.00
DHS-62	National health protection scheme (60:40)	192.00	128.00	320.00	0.00	0.00	0.00	600.00	400.00	1000.00	192.00	128.00	320.00	0.00
DHS-63	Setting-up of health wellness centre	0.00	160.00	160.00	0.00	0.00	0.00	1350.00	900.00	2250.00	432.00	288.00	720.00	0.00
DHS-64	Universal Health Insurance Scheme	0.00	3200.00	3200.00	0.00	0.00	0.00	0.00	5000.00	5000.00	0.00	1600.00	1600.00	0.00
	<b>CSS-Flagship Schemes</b>													
CS 11	National Iodine Deficiency Disorder Control Programme (60:40)	4.80	3.20	8.00	4.80	3.20	8.00	15.00	10.00	25.00	4.80	3.20	8.00	0.00
CS 14	National Tobacco Control Programme (60:40)	8.64	5.76	14.40	8.64	5.76	14.40	27.00	18.00	45.00	8.64	5.76	14.40	0.00
CS 15	National Programme for Control of Blindness (60:40)	192.00	128.00	320.00	192.00	128.00	320.00	600.00	400.00	1000.00	192.00	128.00	320.00	0.00
CS 16	Direction and Administration (100%)	705.26	0.00	705.26	705.26	0.00	705.26	2203.95	0.00	2203.95	705.26	0.00	705.26	0.00
CS 17	Revamping of Organisational Services (100% CS)	10.65	0.00	10.65	10.65	0.00	10.65	33.29	0.00	33.29	10.65	0.00	10.65	0.00
CS 18	Rural Family Welfare Services (Funding of 2858 Sub-Centres) (100%CS)	6089.71	0.00	6089.71	6089.71	0.00	6089.71	19030.35	0.00	19030.35	6089.71	0.00	6089.71	0.00
CS 19	Urban Family Welfare Services (100%CS)	125.20	0.00	125.20	125.20	0.00	125.20	391.25	0.00	391.25	125.20	0.00	125.20	0.00

**STATEMENT - II**  
**SCHEDULED CASTES SUB PLAN 2018-19**  
**Scheme-wise Estimates and Expenditure**

( ₹ Lac)

Scheme Code	Sub-head/Scheme	SCSP 2017-18			SCSP 2017-18			Estimates of Expenditure 2018-19 (Eligible Portion)			SCSP 2018-19			Capital Content out of Col.14
		Estimates of SCSP Expenditure			Anticipated Expenditure			Estimates of SCSP Expenditure			Capital Content out of Col.14			
		CS	SS	Total	CS	SS	Total	CS	SS	Total		CS	SS	
1	2	3	4	5	6	7	8	9	10	11	12	13	14	15
CS 20	Revamping of Organisational Services of Delivery System (100%CS)	509.41	0.00	509.41	509.41	0.00	509.41	1591.92	0.00	1591.92	509.41	0.00	509.41	0.00
CS 21	Training to MPW(F) in Training Schools at Gurdaspur, Sangrur, Nangal, Hoshiarpur, Bhatinda and Moga (100%CS)	106.48	0.00	106.48	106.48	0.00	106.48	332.75	0.00	332.75	106.48	0.00	106.48	0.00
CS 22	Strengthening of Training School buildings (100%)	41.54	0.00	41.54	41.54	0.00	41.54	129.80	0.00	129.80	41.54	0.00	41.54	0.00
CS 23	Training to MPW (Male) in Training schools at Mohali, Amritsar and Nabha (100%CS)	63.40	0.00	63.40	63.40	0.00	63.40	198.13	0.00	198.13	63.40	0.00	63.40	0.00
DHS 01	National Rural Health Mission (NRHM) (60:40)	7122.00	7289.32	14411.32	9234.00	13957.48	23191.48	24994.69	32604.08	57598.77	7998.30	10433.31	18431.61	0.00
DHS 10	National Urban Health Mission (NUHM) (60:40)	1148.16	765.44	1913.60	1148.16	765.44	1913.60	4126.20	2750.80	6877.00	1320.38	880.26	2200.64	0.00
DHS-41	National Programme of Health Care of Elderly (60:40)	160.00	106.67	266.67	160.00	106.67	266.67	600.00	400.00	1000.00	192.00	128.00	320.00	0.00
DHS-42	National Programme for Prevention and Control of Cancer Diabetes, Cardiovascular Disease and Strokes (NPCDCS) (60:40)	160.00	106.67	266.67	160.00	106.67	266.67	600.00	400.00	1000.00	192.00	128.00	320.00	0.00
	<b>CSS-Other Schemes</b>													
DHS 09	Matching Grant to State Blood Transfusion Council under the AIDS Control Society (50:50)	64.00	64.00	128.00	0.00	0.00	0.00	200.00	200.00	400.00	64.00	64.00	128.00	0.00
CS 09A	National AIDS and STD control Programme (100%)	960.00	0.00	960.00	0.00	0.00	0.00	1.00	0.00	1.00	0.32	0.00	0.32	0.00
DHS-03	Rashtriya Swasthya Bima Yojna for workers covered under BPL(60:40)	124.00	82.46	206.46	0.00	0.00	0.00	0.00	0.00	0.00	0.00	0.00	0.00	0.00
	<b>Ayurveda</b>													
AY-07	Strengthening of District headquarter staff in newly created Districts	0.00	64.00	64.00	0.00	43.75	43.75	0.00	0.00	0.00	0.00	0.00	0.00	0.00

**STATEMENT - II**  
**SCHEDULED CASTES SUB PLAN 2018-19**  
**Scheme-wise Estimates and Expenditure**

( ₹ Lac)

Scheme Code	Sub-head/Scheme	SCSP 2017-18			SCSP 2017-18			Estimates of Expenditure 2018-19 (Eligible Portion)			SCSP 2018-19			Capital Content out of Col.14
		Estimates of SCSP Expenditure			Anticipated Expenditure			Estimates of SCSP Expenditure			Capital Content out of Col.14			
		CS	SS	Total	CS	SS	Total	CS	SS	Total		CS	SS	
1	2	3	4	5	6	7	8	9	10	11	12	13	14	15
	<b>CSS-Other schemes</b>													
AY 12	Grant in aid released to State Health Society (AYUSH) Ayurveda	0.00	0.00	0.00	0.00	0.00	0.00	1320.00	680.00	2000.00	422.40	217.60	640.00	0.00
HM 21	Grant in aid released to State Health Society (AYUSH) Homoeopathy	0.00	0.00	0.00	0.00	0.00	0.00	240.00	160.00	400.00	73.46	48.97	122.43	0.00
	<b>Homoeopathy</b>													
HM-05	Strengthening of existing Govt. Homoeopathic dispensaries	0.00	20.06	20.06	0.00	0.00	0.00	0.00	0.00	0.00	0.00	0.00	0.00	0.00
	<b>Total</b>	<b>18747.44</b>	<b>23468.67</b>	<b>42216.11</b>	<b>18655.26</b>	<b>22020.32</b>	<b>40675.58</b>	<b>69625.93</b>	<b>92264.28</b>	<b>161890.21</b>	<b>22276.96</b>	<b>29522.34</b>	<b>51799.30</b>	<b>11481.60</b>
	<b>WATER SUPPLY AND SANITATION</b>													
	<b>Urban Water Supply</b>													
UWS-06/5	Amritsar Sewerage Project funded by JICA (for land acquisition) (JICA:SS) (76.72:23.28)	0.00	928.00	928.00	0.00	3200.00	3200.00	0.00	10000.00	10000.00	0.00	3200.00	3200.00	3200.00
UWS-08/6(ii)	Setting up of Sewerage treatment plant in 14 towns. Now renamed as UWS-6(ii)"Providing Water Supply, Sewerage and setting up STPs in various towns". (ACA 2010-11)	0.00	560.00	560.00	0.00	0.00	0.00	0.00	0.00	0.00	0.00	0.00	0.00	0.00
	<b>CSS-Other schemes</b>													
CS(UWS)-29	National River Conservation Programme (50:50) (previously Prevention of pollution of rivers in the State)	320.00	320.00	640.00	1600.00	489.96	2089.96	5000.00	1531.14	6531.14	1600.00	489.96	2089.96	2089.96
	<b>Total (Urban Water Supply)</b>	<b>320.00</b>	<b>1808.00</b>	<b>2128.00</b>	<b>1600.00</b>	<b>3689.96</b>	<b>5289.96</b>	<b>5000.00</b>	<b>11531.14</b>	<b>16531.14</b>	<b>1600.00</b>	<b>3689.96</b>	<b>5289.96</b>	<b>5289.96</b>
	<b>Rural Water Supply</b>													
	<b>State Level Schemes</b>													
RWS-09/9(i)	Provision/Augmentation of water supply and sewerage facilities in the specific towns	0.00	40.00	40.00	0.00	0.40	0.40	0.00	10.00	10.00	0.00	4.00	4.00	4.00

**STATEMENT - II**  
**SCHEDULED CASTES SUB PLAN 2018-19**  
**Scheme-wise Estimates and Expenditure**

( ₹ Lac)

Scheme Code	Sub-head/Scheme	SCSP 2017-18			SCSP 2017-18			Estimates of Expenditure 2018-19 (Eligible Portion)			SCSP 2018-19			Capital Content out of Col.14
		Estimates of SCSP Expenditure			Anticipated Expenditure						Estimates of SCSP Expenditure			
		CS	SS	Total	CS	SS	Total	CS	SS	Total	CS	SS	Total	
1	2	3	4	5	6	7	8	9	10	11	12	13	14	15
RWS-18	Installation of Reverse Osmosis system to provide drinking water in the heavy metals affected districts of Punjab (RIDF-XIX) (NABARD)(85:15)	0.00	600.00	600.00	0.00	248.00	248.00	0.00	915.00	915.00	0.00	366.00	366.00	366.00
RWS-18(i)	Installation of Reverse Osmosis(RO) systems to provide drinking water in heavy metals affected districts of Punjab RIDF-XXII(NABARD)(85:15)	0.00	720.00	720.00	0.00	0.00	0.00	0.00	2000.00	2000.00	0.00	800.00	800.00	800.00
RWS-19	Second Punjab Rural Water Supply and Sanitation Sector Improvement Programme - World Bank Assisted Project (70:30) (WB:SS)	0.00	18000.00	18000.00	0.00	12000.00	12000.00	0.00	50000.00	50000.00	0.00	20000.00	20000.00	20000.00
	<b>New Scheme</b>													
RWS-20	Improvement/ augumentation of Rural Piped Water Supply schemes in different districts of State under RIDF-XXIII (85:15)	0.00	0.00	0.00	0.00	0.00	0.00	0.00	5000.00	5000.00	0.00	2000.00	2000.00	2000.00
	<b>CSS-Other Schemes</b>													
CS (RWS)-4	Special assistance for mitigation of drinking water problems in the habitations affected with arsenic and fluoride (100% CS)	1574.00	0.00	1574.00	400.00	0.00	400.00	2935.00	0.00	2935.00	1174.00	0.00	1174.00	1174.00
	<b>CSS-Flagship schemes</b>													
CS(RWS)-02	Swachh Bharat Abhiyan (Gramin) (60:40)	8000.00	4000.00	12000.00	8000.00	0.00	8000.00	15000.00	0.00	15000.00	6000.00	0.00	6000.00	6000.00
CS(RWS)-03	National Rural Drinking Water Supply Programme (NRDWP)	1200.00	800.00	2000.00	3920.00	800.00	4720.00	13000.00	2000.00	15000.00	5200.00	800.00	6000.00	6000.00
	<b>Total(Rural Water Supply)</b>	<b>10774.00</b>	<b>24160.00</b>	<b>34934.00</b>	<b>12320.00</b>	<b>13048.40</b>	<b>25368.40</b>	<b>30935.00</b>	<b>59925.00</b>	<b>90860.00</b>	<b>12374.00</b>	<b>23970.00</b>	<b>36344.00</b>	<b>36344.00</b>
	<b>Total (UWS+RWS)</b>	<b>11094.00</b>	<b>25968.00</b>	<b>37062.00</b>	<b>13920.00</b>	<b>16738.36</b>	<b>30658.36</b>	<b>35935.00</b>	<b>71456.14</b>	<b>107391.14</b>	<b>13974.00</b>	<b>27659.96</b>	<b>41633.96</b>	<b>41633.96</b>
	<b>HOUSING</b>													
HG-04	Punjab Shehri Awaas Yojana (Previously: Mukh Mantri Awas Yojana (MMAY), Urban)	0.00	575.00	575.00	0.00	5.75	5.75	0.00	3750.00	3750.00	0.00	862.50	862.50	862.50

**STATEMENT - II**  
**SCHEDULED CASTES SUB PLAN 2018-19**  
**Scheme-wise Estimates and Expenditure**

( ₹ Lac)

Scheme Code	Sub-head/Scheme	SCSP 2017-18			SCSP 2017-18			Estimates of Expenditure 2018-19 (Eligible Portion)			SCSP 2018-19			Capital Content out of Col.14
		Estimates of SCSP Expenditure			Anticipated Expenditure			Estimates of SCSP Expenditure			Capital Content out of Col.14			
		CS	SS	Total	CS	SS	Total	CS	SS	Total		CS	SS	
1	2	3	4	5	6	7	8	9	10	11	12	13	14	15
	<b>Central Sector Scheme</b>													
CS(HG)-1 (i)	Pradhan Mantri Awas Yojana, Housing for all (Urban) (100% CS)	7475.00	0.00	7475.00	1371.95	0.00	1371.95	32500.00	0.00	32500.00	7475.00	0.00	7475.00	7475.00
	<b>Total</b>	<b>7475.00</b>	<b>575.00</b>	<b>8050.00</b>	<b>1371.95</b>	<b>5.75</b>	<b>1377.70</b>	<b>32500.00</b>	<b>3750.00</b>	<b>36250.00</b>	<b>7475.00</b>	<b>862.50</b>	<b>8337.50</b>	<b>8337.50</b>
	<b>URBAN DEVELOPMENT</b>													
CS(UD)-40	Swachh Bharat Mission (Urban) (60:40)	1920.00	1280.00	3200.00	1644.80	0.00	1644.80	6000.00	4000.00	10000.00	1920.00	1280.00	3200.00	3200.00
CS(UD)-41	Mission for Development of 100 smart cities (50:50)	8384.00	8000.00	16384.00	8384.00	8000.00	16384.00	25000.00	25000.00	50000.00	8000.00	8000.00	16000.00	16000.00
CS(UD)-42	Atal Mission for rejuvenation and urban transformation {AMRUT} (50:50)	11200.00	4800.00	16000.00	5440.00	1600.00	7040.00	25000.00	25000.00	50000.00	8000.00	8000.00	16000.00	16000.00
	<b>CSS-Flagship scheme</b>													
CS(UD)-15	Jawahar Lal Nehru National Urban Renewal Mission (JNNURM)													
i)	Urban Infrastructure and Governance (UIG) (50:20:30) (GoI: State: ULBs)	5024.00	1344.00	6368.00	0.32	0.32	0.64	12400.00	0.00	12400.00	3968.00	0.00	3968.00	3968.00
	<b>CSS-Other Schemes</b>													
CS(UD)-38	National Urban Livelihood Mission (NULM) (60:40)	192.00	128.00	320.00	192.00	128.00	320.00	600.00	400.00	1000.00	192.00	128.00	320.00	128.00
	<b>Total</b>	<b>26720.00</b>	<b>15552.00</b>	<b>42272.00</b>	<b>15661.12</b>	<b>9728.32</b>	<b>25389.44</b>	<b>69000.00</b>	<b>54400.00</b>	<b>123400.00</b>	<b>22080.00</b>	<b>17408.00</b>	<b>39488.00</b>	<b>39296.00</b>
	<b>INFORMATION AND PUBLICITY</b>													
IP-01/IP 1 & IP 2	Purchase/Production of Films and Display Advertisement	0.00	320.00	320.00	0.00	384.00	384.00	0.00	1200.00	1200.00	0.00	384.00	384.00	0.00
IP-08 /IP 5 & IP 8	Purchase of books for library at headquarter and purchase/production of literature	0.00	0.32	0.32	0.00	0.00	0.00	0.00	1.00	1.00	0.00	0.32	0.32	0.00
	<b>Total</b>	<b>0.00</b>	<b>320.32</b>	<b>320.32</b>	<b>0.00</b>	<b>384.00</b>	<b>384.00</b>	<b>0.00</b>	<b>1201.00</b>	<b>1201.00</b>	<b>0.00</b>	<b>384.32</b>	<b>384.32</b>	<b>0.00</b>
	<b>WELFARE OF SCs</b>													
	<b>State Level Schemes</b>													
WSC-03	Houses to Houseless SCs in Rural & Urban Areas	0.00	7000.00	7000.00	0.00	0.00	0.00	0.00	0.00	0.00	0.00	0.00	0.00	0.00
WSC-05(i)	Attendance scholarship to SC Primary girl students	0.00	800.00	800.00	0.00	1.00	1.00	0.00	916.65	916.65	0.00	916.65	916.65	0.00

**STATEMENT - II**  
**SCHEDULED CASTES SUB PLAN 2018-19**  
**Scheme-wise Estimates and Expenditure**

( ₹ Lac)

Scheme Code	Sub-head/Scheme	SCSP 2017-18			SCSP 2017-18			Estimates of Expenditure 2018-19 (Eligible Portion)			SCSP 2018-19			Capital Content out of Col.14
		Estimates of SCSP Expenditure			Anticipated Expenditure						Estimates of SCSP Expenditure			
		CS	SS	Total	CS	SS	Total	CS	SS	Total	CS	SS	Total	
1	2	3	4	5	6	7	8	9	10	11	12	13	14	15
WSC-07	New Courses/ Vocational Training in ITIs for SC Students (Staff expenditure, scholarship to SC students etc.)	0.00	900.00	900.00	0.00	0.00	0.00	0.00	0.00	0.00	0.00	0.00	0.00	0.00
WSC-09(i)	Ashirwad to SC Girls/Widows/ Divorcees and the Daughters of Widows at the time of their marriages	0.00	13000.00	13000.00	0.00	7858.89	7858.89	0.00	10000.00	10000.00	0.00	10000.00	10000.00	0.00
WSC-10	Assistance to NGOs, Trusts and other Social Institutions for Solemnizing Mass Marriages for SC couples	0.00	100.00	100.00	0.00	0.00	0.00	0.00	0.00	0.00	0.00	0.00	0.00	0.00
WSC-12	Construction of Building for the Welfare Department at the State Head Quarter (Now 50:50)	1.00	1.00	2.00	0.00	0.00	0.00	1.00	1.00	2.00	1.00	1.00	2.00	2.00
WSC-50	Loan waiver scheme for PSCFC	0.00	1766.00	1766.00	0.00	1818.45	1818.45	0.00	1818.45	1818.45	0.00	1818.45	1818.45	0.00
	<b>CSS-Other schemes</b>													
CS(WSC) 05/01-34-	Scholarship for Post Matric Students for Scheduled Castes (100% Gol, over and above committed liability of State Government) (Shifted from Non Plan)	49921.00	6079.00	56000.00	11624.26	500.00	12124.26	73921.00	6079.00	80000.00	73921.00	6079.00	80000.00	0.00
CS(WSC) 02	Babu Jagjivan Ram Chhatrawas Yojana-Construction of Hostels for SC Girls in Schools/Colleges (100% Gol)	1000.00	0.00	1000.00	1000.00	0.00	1000.00	1000.00	0.00	1000.00	1000.00	0.00	1000.00	1000.00
CS(WSC) 05/03-33	Babu Jagjivan Ram Chhatrawas Hostels for SC Boys & Girls in Schools & Colleges. (50:50) (Gol:GoP) (Shifted from Non Plan)	100.00	100.00	200.00	1.00	1.00	2.00	1.00	1.00	2.00	1.00	1.00	2.00	2.00
CS(WSC) 06/10-50	Implementation of Protection of Civil Rights Act -1955 and the Scheduled Caste & the Scheduled Tribes (Prevention of Atrocities Act 1989) (Shifted from Non Plan) (50:50)	250.00	250.00	500.00	365.52	365.52	731.04	500.00	500.00	1000.00	500.00	500.00	1000.00	0.00

**STATEMENT - II**  
**SCHEDULED CASTES SUB PLAN 2018-19**  
**Scheme-wise Estimates and Expenditure**

( ₹ Lac)

Scheme Code	Sub-head/Scheme	SCSP 2017-18			SCSP 2017-18			Estimates of Expenditure 2018-19 (Eligible Portion)			SCSP 2018-19			Capital Content out of Col.14
		Estimates of SCSP Expenditure			Anticipated Expenditure			Estimates of SCSP Expenditure			Capital Content out of Col.14			
		CS	SS	Total	CS	SS	Total	CS	SS	Total		CS	SS	
1	2	3	4	5	6	7	8	9	10	11	12	13	14	15
WSC-01	Share Capital Contribution to PSCFC (State Share 51% & Gol 49%)	1347.00	542.00	1889.00	579.00	542.00	1121.00	1347.00	542.00	1889.00	1347.00	542.00	1889.00	1889.00
CS(WSC)-04	Pre-Matric Scholarship for Scheduled Caste Students Studying in Class ixth and xth (100% GOI)	70.00	0.00	70.00	1938.35	0.00	1938.35	4642.00	0.00	4642.00	4642.00	0.00	4642.00	0.00
CS(WSC)-07	Upgradation of Merit of SC Students (100% Gol)	71.00	0.00	71.00	0.00	0.00	0.00	1.00	0.00	1.00	1.00	0.00	1.00	0.00
CS(WSC)-53	Pradhan Mantri Adarsh Gram Yojana (PMAGY) in SC Villages (50:50)	500.00	500.00	1000.00	1610.00	132.00	1742.00	1610.00	1050.00	2660.00	1610.00	1050.00	2660.00	2660.00
	<b>Total (State Level)</b>	<b>53260.00</b>	<b>31038.00</b>	<b>84298.00</b>	<b>17118.13</b>	<b>11218.86</b>	<b>28336.99</b>	<b>83023.00</b>	<b>20908.10</b>	<b>103931.10</b>	<b>83023.00</b>	<b>20908.10</b>	<b>103931.10</b>	<b>5553.00</b>
	<b>District Level Schemes</b>													
WSC(D)-01	Construction of Dr. B.R. Ambedkar Bhawans and their operation	0.00	2825.00	2825.00	0.00	1.00	1.00	0.00	101.00	101.00	0.00	101.00	101.00	1.00
WSC(D)-02	Award to SC Sports Students (6-12 classes)	0.00	25.00	25.00	0.00	5.86	5.86	0.00	25.00	25.00	0.00	25.00	25.00	0.00
	<b>Total (District Level)</b>	<b>0.00</b>	<b>2850.00</b>	<b>2850.00</b>	<b>0.00</b>	<b>6.86</b>	<b>6.86</b>	<b>0.00</b>	<b>126.00</b>	<b>126.00</b>	<b>0.00</b>	<b>126.00</b>	<b>126.00</b>	<b>1.00</b>
	<b>Total (State + District)</b>	<b>53260.00</b>	<b>33888.00</b>	<b>87148.00</b>	<b>17118.13</b>	<b>11225.72</b>	<b>28343.85</b>	<b>83023.00</b>	<b>21034.10</b>	<b>104057.10</b>	<b>83023.00</b>	<b>21034.10</b>	<b>104057.10</b>	<b>5554.00</b>
	<b>SOCIAL SECURITY &amp; WELFARE</b>													
	<b>State Level Schemes</b>													
SSW-03	Old Age Pension (Social Security Fund)	0.00	43500.00	43500.00	0.00	61522.50	61522.50	0.00	116000.00	116000.00	0.00	58000.00	58000.00	0.00
SSW-04	Financial Assistance to Disabled Persons (Social Security Fund)	0.00	5700.00	5700.00	0.00	7777.00	7777.00	0.00	14200.00	14200.00	0.00	7100.00	7100.00	0.00
SSW-06	Awareness against Drug abuse	0.00	35.20	35.20	0.00	35.20	35.20	0.00	1.00	1.00	0.00	0.32	0.32	0.00
SSW-10	State Award to handicapped (Clubbed scheme with SSW-09 Celebration of World Disabled day State Award to handicapped )	0.00	3.20	3.20	0.00	3.20	3.20	0.00	0.00	0.00	0.00	0.00	0.00	0.00
SSW-12	Assistance to various Homes/Institutions run by Social Security Department (Clubbed with SSW-11, 13, 14)	0.00	192.00	192.00	0.00	0.00	0.00	0.00	200.00	200.00	0.00	64.00	64.00	0.00



**STATEMENT - II**  
**SCHEDULED CASTES SUB PLAN 2018-19**  
**Scheme-wise Estimates and Expenditure**

( ₹ Lac)

Scheme Code	Sub-head/Scheme	SCSP 2017-18			SCSP 2017-18			Estimates of Expenditure 2018-19 (Eligible Portion)			SCSP 2018-19			Capital Content out of Col.14
		Estimates of SCSP Expenditure			Anticipated Expenditure			Estimates of SCSP Expenditure			Capital Content out of Col.14			
		CS	SS	Total	CS	SS	Total	CS	SS	Total		CS	SS	
1	2	3	4	5	6	7	8	9	10	11	12	13	14	15
WCD-02	Financial Assistance to dependent children (Social Security Fund)	0.00	5100.00	5100.00	0.00	3905.40	3905.40	0.00	11000.00	11000.00	0.00	5500.00	5500.00	0.00
WCD-03	Financial Assistance to Widows & Destitute Women (Social Security Fund)	0.00	11400.00	11400.00	0.00	11061.00	11061.00	0.00	22200.00	22200.00	0.00	11100.00	11100.00	0.00
WCD-05	Mai Bhago Vidya (EDU) Scheme (Free Bicycle to all girl students studying in class 9th to 12th)	0.00	736.00	736.00	0.00	0.00	0.00	0.00	2000.00	2000.00	0.00	640.00	640.00	0.00
WCD-06	Attendance scholarship to handicapped girl students in rural area	0.00	50.00	50.00	0.00	77.00	77.00	0.00	58.00	58.00	0.00	29.00	29.00	0.00
WCD-10	Awareness programme for Domestic Violence Act -2005	0.00	5.00	5.00	0.00	0.00	0.00	0.00	0.00	0.00	0.00	0.00	0.00	0.00
WCD-12	Distribution of sterilized sanitary pads to rural women	0.00	1083.00	1083.00	0.00	0.00	0.00	0.00	0.00	0.00	0.00	0.00	0.00	0.00
WCD-14	Beti Bacho Beti Padho Campaign 100% Gol (Direct release by GOI to AD w.e.f. July 2017)	550.00	0.00	550.00	0.00	0.00	0.00	0.00	0.00	0.00	0.00	0.00	0.00	0.00
WCD-17	Distribution of Gas Stoves to beneficiaries by Government of Punjab under Pradhan Mantri Ujjwala Yojana (PMUY) scheme.	0.00	0.50	0.50	0.00	0.00	0.00	0.00	0.00	0.00	0.00	0.00	0.00	0.00
CS(WCD)-17	Universalization of Women Helpline (100%-Gol)	9.24	0.00	9.24	9.24	0.00	9.24	95.00	0.00	95.00	47.50	0.00	47.50	0.00
CS(WCD)-18	Swadhar Greh Scheme (60:40) (50:50 w.e.f. December 2017)	2.84	1.89	4.73	2.79	2.79	5.58	10.00	10.00	20.00	3.20	3.20	6.40	0.00
	<b>New scheme</b>													
CS(WCD)-19	Mahila Shakti Kendra (MSK)	0.00	0.00	0.00	32.79	0.00	32.79	66.00	44.00	110.00	33.00	22.00	55.00	0.00
	<b>Block Grant(s)</b>													
BG-5 (WCD)-04(i)	Bebe Nanki Ladli Beti Kalyan Scheme-measures to improve Adverse Sex ratio	0.00	1000.00	1000.00	0.00	0.00	0.00	0.00	0.00	0.00	0.00	0.00	0.00	0.00

**STATEMENT - II**  
**SCHEDULED CASTES SUB PLAN 2018-19**  
**Scheme-wise Estimates and Expenditure**

( ₹ Lac)

Scheme Code	Sub-head/Scheme	SCSP 2017-18			SCSP 2017-18			Estimates of Expenditure 2018-19 (Eligible Portion)			SCSP 2018-19			Capital Content out of Col.14
		Estimates of SCSP Expenditure			Anticipated Expenditure			Estimates of SCSP Expenditure			Capital Content out of Col.14			
		CS	SS	Total	CS	SS	Total	CS	SS	Total		CS	SS	
1	2	3	4	5	6	7	8	9	10	11	12	13	14	15
	<b>CSS-Other schemes</b>													
CS(WCD)-08	Establishment of State Resource Centre for Women under National Mission for Empowerment of Women (100% Gol) now (60:40)	6.00	4.00	10.00	3.10	2.10	5.20	12.00	8.00	20.00	6.00	4.00	10.00	0.00
CS(WCD)-02	Pradhan Mantri Matru Vandana Yojana (PMMVY) (60:40) (Previouly: Maternity Benefit Programme) (Direct Release by Gol to AD w.e.f. September 2017.)	231.86	154.57	386.43	231.86	154.57	386.43	0.00	4676.00	4676.00	0.00	2338.00	2338.00	0.00
WCD-01	Integrated Child Protection Scheme (ICPS) (60:40)	660.00	440.00	1100.00	105.61	70.41	176.01	1200.00	800.00	2000.00	660.00	440.00	1100.00	0.00
	<b>Total (State Level)</b>	<b>1459.94</b>	<b>69405.36</b>	<b>70865.30</b>	<b>385.38</b>	<b>84611.17</b>	<b>84996.55</b>	<b>1383.00</b>	<b>171197.00</b>	<b>172580.00</b>	<b>749.70</b>	<b>85240.52</b>	<b>85990.22</b>	<b>0.00</b>
	<b>District Level Schemes</b>													
	<b>CSS--Flagship schemes</b>													
SSW(D)-01	National Social Assistance Programme (ACA) 100% Gol													
SSW(D)-01(i)	Indira Gandhi National Old Age Pension	2970.00	0.00	2970.00	459.00	0.00	459.00	5400.00	0.00	5400.00	2970.00	0.00	2970.00	0.00
SSW(D)-01(ii)	National Family Benefit Scheme	330.00	0.00	330.00	62.40	0.00	62.40	600.00	0.00	600.00	330.00	0.00	330.00	0.00
SSW(D)-01(iii)	Indira Gandhi National Widow Pension Scheme	412.50	0.00	412.50	162.50	0.00	162.50	750.00	0.00	750.00	412.50	0.00	412.50	0.00
SSW(D)-01(iv)	Indira Gandhi National Disabled Pension Scheme	220.00	0.00	220.00	12.35	0.00	12.35	400.00	0.00	400.00	220.00	0.00	220.00	0.00
	<b>Total (District level)</b>	<b>3932.50</b>	<b>0.00</b>	<b>3932.50</b>	<b>696.25</b>	<b>0.00</b>	<b>696.25</b>	<b>7150.00</b>	<b>0.00</b>	<b>7150.00</b>	<b>3932.50</b>	<b>0.00</b>	<b>3932.50</b>	<b>0.00</b>
	<b>Total (State + District)</b>	<b>5392.44</b>	<b>69405.36</b>	<b>74797.80</b>	<b>1081.63</b>	<b>84611.17</b>	<b>85692.80</b>	<b>8533.00</b>	<b>171197.00</b>	<b>179730.00</b>	<b>4682.20</b>	<b>85240.52</b>	<b>89922.72</b>	<b>0.00</b>
	<b>NUTRITION</b>													
	<b>District Level Schemes</b>													
NT(D)-03	Nutrition (Kishori Shakti Yojana)	0.00	140.00	140.00	0.00	33.27	33.27	0.00	50.00	50.00	0.00	35.00	35.00	0.00
NT(D)-08	NABARD Aided Project for Construction of Buildings of Anganwadi Centres in the State (85:15) (NABARD:State Government)	0.00	700.00	700.00	0.00	0.00	0.00	0.00	1000.00	1000.00	0.00	700.00	700.00	700.00

**STATEMENT - II**  
**SCHEDULED CASTES SUB PLAN 2018-19**  
**Scheme-wise Estimates and Expenditure**

( ₹ Lac)

Scheme Code	Sub-head/Scheme	SCSP 2017-18			SCSP 2017-18			Estimates of Expenditure 2018-19 (Eligible Portion)			SCSP 2018-19			Capital Content out of Col.14
		Estimates of SCSP Expenditure			Anticipated Expenditure			Estimates of SCSP Expenditure			Capital Content out of Col.14			
		CS	SS	Total	CS	SS	Total	CS	SS	Total		CS	SS	
1	2	3	4	5	6	7	8	9	10	11	12	13	14	15
	<b>CSS-Flagship Schemes</b>													
NT(D)-01	Nutrition ICDS (50% of Actual Expenditure Reimbursed by GoI) (50:50) (SNP)	5600.00	5600.00	11200.00	3850.00	3850.00	7700.00	7000.00	7000.00	14000.00	4900.00	4900.00	9800.00	0.00
NT(D)-04 (I)	Construction of Buildings of Anganwadi Centres under Re-structured ICDS Scheme (60:40)	1260.00	840.00	2100.00	34.65	23.10	57.75	870.00	310.00	1180.00	609.00	217.00	826.00	826.00
	<b>CSS-Other schemes</b>													
NT(D)-02	Scheme for Adolescent Girls (SAG) (Previously: Rajiv Gandhi Scheme for Empowerment of Adolescent Girls (RGSEAG)-SABLA (SNP 50:50) Training (60:40))	716.18	687.61	1403.79	359.69	330.95	690.64	358.80	296.20	655.00	251.16	207.34	458.50	0.00
NT(D)-09	National Creche Scheme for the Children of Working Mothers (60:40)	15.41	10.27	25.68	11.10	7.40	18.50	48.17	32.11	80.28	33.71	22.47	56.18	0.00
	<b>New Scheme</b>													
NT(D)-10	Construction of Anganwari Centre Buildings under MGNREGA in covergence Integrated Child Development Scheme 60:40	0.00	0.00	0.00	0.00	0.00	0.00	1200.00	800.00	2000.00	840.00	560.00	1400.00	1400.00
	<b>Total</b>	<b>7591.59</b>	<b>7977.88</b>	<b>15569.47</b>	<b>4255.44</b>	<b>4244.72</b>	<b>8500.16</b>	<b>9476.97</b>	<b>9488.31</b>	<b>18965.28</b>	<b>6633.87</b>	<b>6641.81</b>	<b>13275.68</b>	<b>2926.00</b>
	<b>LABOUR &amp; LABOUR WELFARE</b>													
<b>A</b>	<b>Labour</b>													
LW-04	Child Labour-Rehabilitation Fund	0.00	25.00	25.00	0.00	0.50	0.50	0.00	42.00	42.00	0.00	21.00	21.00	0.00
	<b>CSS-Optional/others</b>													
LW-01	Rehabilitation of bonded labourers (50:50) (converted into 100% CSS from 2017-18)	110.00	0.00	110.00	11.20	0.00	11.20	0.00	220.00	220.00	0.00	110.00	110.00	0.00
	<b>Sub-Total (A)</b>	<b>110.00</b>	<b>25.00</b>	<b>135.00</b>	<b>11.20</b>	<b>0.50</b>	<b>11.70</b>	<b>0.00</b>	<b>262.00</b>	<b>262.00</b>	<b>0.00</b>	<b>131.00</b>	<b>131.00</b>	<b>0.00</b>
<b>B</b>	<b>Employment Generation</b>													
EG-01	Setting up of new Department of Employment Generation and Training (Skill Development and Training)	0.00	0.00	0.00	0.00	25.00	25.00	0.00	200.00	200.00	0.00	50.00	50.00	0.00

**STATEMENT - II**  
**SCHEDULED CASTES SUB PLAN 2018-19**  
**Scheme-wise Estimates and Expenditure**

( ₹ Lac)

Scheme Code	Sub-head/Scheme	SCSP 2017-18			SCSP 2017-18			Estimates of Expenditure 2018-19 (Eligible Portion)			SCSP 2018-19			Capital Content out of Col.14
		Estimates of SCSP Expenditure			Anticipated Expenditure						Estimates of SCSP Expenditure			
		CS	SS	Total	CS	SS	Total	CS	SS	Total	CS	SS	Total	
1	2	3	4	5	6	7	8	9	10	11	12	13	14	15
EG-02	Centre for Training and Employment of Punjab Youth (C-PYTE)	0.00	200.00	200.00	0.00	200.00	200.00	0.00	900.00	900.00	0.00	225.00	225.00	0.00
EG-03	Grant-in-aid to Maharaja Ranjit Singh Armed Forces Services Preparatory Institute Ajitgarh (Corpus Fund)	0.00	10.00	10.00	0.00	10.00	10.00	0.00	100.00	100.00	0.00	10.00	10.00	0.00
EG-06	Grant-in-aid to Mai Bhago Armed Forces Preparatory Institute (for Girls), Mohali	0.00	30.00	30.00	0.00	30.00	30.00	0.00	300.00	300.00	0.00	30.00	30.00	0.00
EG-07	Shaheed Bhagat Singh Employment Generation Scheme													
EG-07 (i)	Yari Enterprises	0.00	1250.00	1250.00	0.00	0.25	0.25	0.00	5000.00	5000.00	0.00	1250.00	1250.00	0.00
EG-07 (ii)	Aapni Gadi Aapna Rozgar Scheme	0.00	125.00	125.00	0.00	0.25	0.25	0.00	500.00	500.00	0.00	125.00	125.00	0.00
EG-07(iii)	Hara Tractor (35 to 50 HP)	0.00	30.00	30.00	0.00	0.06	0.06	0.00	500.00	500.00	0.00	30.00	30.00	0.00
EG-09	Setting up of Gen Sham Singh Attariwala Preparatory for armed forces at Amritsar	0.00	50.00	50.00	0.00	0.10	0.10	0.00	500.00	500.00	0.00	50.00	50.00	50.00
	<b>CSS-optional/others</b>													
CS(EG)-45	Skill Development Mission-Model Career Center, Bathinda (100%)	6.25	0.00	6.25	6.25	0.00	6.25	51.62	0.00	51.62	12.91	0.00	12.91	0.00
	<b>Sub-Total (B)</b>	<b>6.25</b>	<b>1695.00</b>	<b>1701.25</b>	<b>6.25</b>	<b>265.66</b>	<b>271.91</b>	<b>51.62</b>	<b>8000.00</b>	<b>8051.62</b>	<b>12.91</b>	<b>1770.00</b>	<b>1782.91</b>	<b>50.00</b>
<b>C</b>	<b>Industrial Training</b>													
ITI-01	Upgradation of Industrial Training Institutes into Centres of Excellence in Punjab (75:25)	240.00	80.00	320.00	240.00	20.00	260.00	750.00	250.00	1000.00	240.00	80.00	320.00	320.00
ITI-03	Upgradation of Infrastructure, Machinery, Equipment and Construction of new Buildings for existing Government Industrial Training Institutes	0.00	640.00	640.00	0.00	204.80	204.80	0.00	1.00	1.00	0.00	0.32	0.32	0.32
ITI-05	Provision of deficit budget under the "Introduction of Hospitality Courses" with the assistance of Ministry of Tourism, Govt. of India	0.00	50.00	50.00	0.00	50.00	50.00	0.00	200.00	200.00	0.00	50.00	50.00	0.00

**STATEMENT - II**  
**SCHEDULED CASTES SUB PLAN 2018-19**  
**Scheme-wise Estimates and Expenditure**

( ₹ Lac)

Scheme Code	Sub-head/Scheme	SCSP 2017-18			SCSP 2017-18			Estimates of Expenditure 2018-19 (Eligible Portion)			SCSP 2018-19			Capital Content out of Col.14
		Estimates of SCSP Expenditure			Anticipated Expenditure			Estimates of SCSP Expenditure			Capital Content out of Col.14			
		CS	SS	Total	CS	SS	Total	CS	SS	Total		CS	SS	
1	2	3	4	5	6	7	8	9	10	11	12	13	14	15
ITI-07	Provision of Free Text Books and Tool Kits to the Scheduled Castes	0.00	100.00	100.00	0.00	1.00	1.00	0.00	100.00	100.00	0.00	100.00	100.00	0.00
ITI-15	Upgradation of Govt. ITI Ludhiana into Model ITI (70:30)	112.00	48.00	160.00	0.00	0.00	0.00	350.00	150.00	500.00	112.00	48.00	160.00	160.00
	<b>CSS- other schemes</b>													
ITI-16	Pradhan Mantri Kusal Vikas Yojana (100% CS)	644.04	0.00	644.04	193.20	0.00	193.20	2639.52	0.00	2639.52	644.04	0.00	644.04	0.00
CS(ITI)-01	Skill Development Mission/ Initiative Scheme (100%)	270.25	0.00	270.25	270.25	0.00	270.25	1081.00	0.00	1081.00	270.25	0.00	270.25	0.00
CS-(ITI)-02	Placement Linked Skill Development Projects under Deen Dayal Upadhyaya Grameen Kaushalya Yojana (DDU-GKY) (60:40)	315.00	210.00	525.00	285.75	52.50	338.25	1260.00	840.00	2100.00	315.00	210.00	525.00	0.00
	<b>Sub-Total (C)</b>	<b>1581.29</b>	<b>1128.00</b>	<b>2709.29</b>	<b>989.20</b>	<b>328.30</b>	<b>1317.50</b>	<b>6080.52</b>	<b>1541.00</b>	<b>7621.52</b>	<b>1581.29</b>	<b>488.32</b>	<b>2069.61</b>	<b>480.32</b>
	<b>Total (A+B+C)</b>	<b>1697.54</b>	<b>2848.00</b>	<b>4545.54</b>	<b>1006.65</b>	<b>594.46</b>	<b>1601.11</b>	<b>6132.14</b>	<b>9803.00</b>	<b>15935.14</b>	<b>1594.20</b>	<b>2389.32</b>	<b>3983.52</b>	<b>530.32</b>
	<b>DEFENCE SERVICES WELFARE</b>													
DSW-02	Training scheme for the wards of ex-servicemen and others for entry to Technical/Non-Technical Trades of Defence/Para military forces	0.00	50.00	50.00	0.00	50.00	50.00	0.00	200.00	200.00	0.00	50.00	50.00	0.00
	<b>Total</b>	<b>0.00</b>	<b>50.00</b>	<b>50.00</b>	<b>0.00</b>	<b>50.00</b>	<b>50.00</b>	<b>0.00</b>	<b>200.00</b>	<b>200.00</b>	<b>0.00</b>	<b>50.00</b>	<b>50.00</b>	<b>0.00</b>
	<b>HOME AFFAIRS AND JUSTICE</b>													
HAI-08	Training to unemployed youth at Police Security Training Institute(PSTI), Jahankhelan for service in security sector through Punjab Police Security Corporation(PPSC) Ltd.	0.00	50.00	50.00	0.00	0.25	0.25	0.00	50.00	50.00	0.00	12.50	12.50	0.00
	<b>Total</b>	<b>0.00</b>	<b>50.00</b>	<b>50.00</b>	<b>0.00</b>	<b>0.25</b>	<b>0.25</b>	<b>0.00</b>	<b>50.00</b>	<b>50.00</b>	<b>0.00</b>	<b>12.50</b>	<b>12.50</b>	<b>0.00</b>
	<b>Grand Total</b>	<b>225412.13</b>	<b>326997.51</b>	<b>552409.64</b>	<b>147881.53</b>	<b>235318.60</b>	<b>383200.13</b>	<b>569099.24</b>	<b>1267106.04</b>	<b>1836205.28</b>	<b>257751.42</b>	<b>342127.76</b>	<b>599879.18</b>	<b>151877.79</b>

**STATEMENT - III**

**SCHEDULED CASTES SUB PLAN 2018-19  
Physical Targets & Achievements**

Scheme code	Sub-head/Scheme/Item	Unit	SCSP 2017-18		SCSP 2018-19
			Target	Anticipated Achievements	Target
1	2	3	4	5	6
	<b>DAIRY DEVELOPMENT</b>				
DD-05	Promotion of dairy farming as livelihood for SC beneficiaries.	Trainees	1,200	353	1,200
	<b>INDUSTRY AND MINERAL</b>				
VSI-23	State scheme for awareness and entrepreneurship development to promote SCs under Stand Up India Project	Trainees	15,000	15,000	15,000
	<b>RURAL DEVELOPMENT</b>				
RDE(S)-01	Pardhan Mantri Awaas Yojana(G) (60:40) Earlier: Indira Awaas Yojana	Houses (Construction/upgradation)	13,300	7,000	13,300
RDE(S)-02	Punjab Pendu Aawas Yozana {Mukh Mantri Awaas Yojana (Gramin/Rural)}	Houses (Construction/upgradation)	566	-	-
	<b>SPORTS AND YOUTH SERVICES</b>				
YS-07/TS-16	Free smart mobile phones to the youth	Nos.	6,400	-	6,400
	<b>WELFARE OF SCs</b>				
CS(WSC) 05/01-34	Scholarship for Post Matric Students for Scheduled Castes. (100% GoI)(Shifted from Non Plan).	No.	3,41,000	3,41,000	3,41,000
WSC-01	Share Capital Contribution to PSCFC (State Share 51% & GoI 49%) (direct release by GoI).	Beneficiaries	1,400	1,400	1,400
CS(WSC)-04	Pre-Matric Scholarship for Scheduled Caste Students Studying in class IXth & Xth (100% GoI).	Students	2,33,646	64,600	1,54,700

**STATEMENT - III**

**SCHEDULED CASTES SUB PLAN 2018-19  
Physical Targets & Achievements**

Scheme code	Sub-head/Scheme/Item	Unit	SCSP 2017-18		SCSP 2018-19
			Target	Anticipated Achievements	Target
1	2	3	4	5	6
CS(WSC)-07	Upgradation of merit of SC students	Students	200	Nil	Nil
WSC(D)-02	Award to SC Sports Students (6-12 classes)	No.	3,140	785	3,300
WSC-05(i)	Attendance scholarship to SC Primary girl students.	No.	1,60,000	-	1,83,330
WSC-09(i)	Ashirwad to SC girls/widows/Divorcees and the daughters of widows at the time of their marriage	No.	67,000	37,423	47,619
WSC-07	New courses/vocational training in ITIs for SC students (staff expenditure, scholarship to SC students etc.)	No.	4,000	Nil	Nil
WSC-10	Assistance to NGOs, Trusts and other Social Institutions for Solemnizing Mass Marriages for SC couples	Couples	133	-	Nil
CS(WSC)-53	Pardhan Mantri Adarsh Gram Yojna (50:50)	Villages	100	174	266
WSC-50	Loan waiver scheme for PSCFC	Beneficiaries	9,116	9,116	9,116
	<b>SOCIAL SECURITY</b>				
WCD-05	Mai Bhago Vidya (Edu.) Scheme (Free bicycle to all girl students studying in class 9th to 12th)	No.	24,000	22,668	21,300
SSW-04	Financial Assistance to Disabled Persons (Social Security Fund)	No.	81,383	86,000	78,900
WCD-03	Financial Assistance to Widows & Destitute Women (Social Security Fund)	No.	1,80,000	1,22,900	1,23,300
WCD-12	Distribution of sterilized sanitary pads to rural women	Beneficiaries	10,000	-	-
SSW-03	Old Age Pension (Social Security Fund)	No.	7,25,000	6,83,500	6,44,000

**STATEMENT - III**

**SCHEDULED CASTES SUB PLAN 2018-19  
Physical Targets & Achievements**

Scheme code	Sub-head/Scheme/Item	Unit	SCSP 2017-18		SCSP 2018-19
			Target	Anticipated Achievements	Target
1	2	3	4	5	6
WCD-02	Financial Assistance to dependent children(Social Security Fund)	No.	72,817	43,400	61,100
SSW(D)-01	National Social Assistance Programme (ACA)				
(i)	Indira Gandhi National Old Age Pension	No.	99,000	14,500	99,000
(ii)	National Family Benefit Programme	No.	1,650	230	1,650
(iii)	Indira Gandhi National Widow Pension Scheme	No.	11,000	4,300	11,000
(iv)	Indira Gandhi National Disabled Pension Scheme	No.	5,500	310	5,500
	<b>NUTRITION</b>				
NT(D)-01	Nutriton (ICDS)	No.	10,40,892	1,30,111	9,10,780
NT(D)-02	Scheme for adolescent girls (Earlier Rajiv Gandhi Scheme for empowerment of adolescent girls- "Sabla")	No.	1,54,000	75,810	50,329
	<b>HOUSING</b>				
CS(HG)-1 (i)	Pradhan Mantri Awas Yojana, Housing for all (Urban) (100% CS)	Houses (Construction/upgradation)	8,800	1,615	8,800
HG-04	Punjab Shehri Awas Yojana (Previously: Mukh Mantri Awas Yojana (MMAY), Urban)	Houses (Construction/upgradation)	567	-	115
	<b>DEFENCE SERVICES WELFARE</b>				
DSW-02	Training scheme for the wards of ex-servicemen and others for entry to Technical/Non-Technical Trades of Defence/Para military forces.	No.	900	900	900



**STATEMENT - III**

**SCHEDULED CASTES SUB PLAN 2018-19  
Physical Targets & Achievements**

Scheme code	Sub-head/Scheme/Item	Unit	SCSP 2017-18		SCSP 2018-19
			Target	Anticipated Achievements	Target
1	2	3	4	5	6
	<b>EMPLOYMENT GENERATION</b>				
EG-02	Centre for Training and Employment of Punjab Youth (C-PYTE)	Trainees	40,000	40,000	1,500
EG-07	Shaheed Bhagat Singh Yari Enterprises	Beneficiaries	1,00,000	-	1,00,000
EG-08	Shaheed Bhagat Singh Apni Gaddi Apna Rozgar scheme	Beneficiaries	1,00,000	-	1,00,000
EG-09	Shaheed Bhagat Singh Hara Tractor (35 to 50 HP)	Beneficiaries	25,000	-	25,000
	<b>INDUSTRIAL TRAINING</b>				
ITI-07	Provision of Free Text Books and Tool Kits to the Scheduled Castes	Beneficiaries	3,500	-	3,500

**STATEMENT - IV**

**SCHEDULED CASTES SUB PLAN 2018-19  
SPECIAL CENTRAL ASSISTANCE PROGRAMME  
Subhead-wise Allocation, Expenditure and Physical Targets and Achievements**

( ₹ Lac)

Sr. No.	Subhead/Scheme	2016-17 Expenditure	2017-18			2018-19	
			Approved Outlay	Anticipated Expenditure	Anticipated Physical Achievement	Approved Outlay	Physical Targets (Nos.)
1	2	3	4	5	6	7	8
<b>I</b>	<b>Welfare of SCs, BCs and Minorities</b>						
<b>A</b>	Directorate of Welfare of SCs, BCs and Minorities	225.40	1959.35	1971.12	19347	1441.11	13853
<b>B</b>	Directorate of Scheduled Castes Sub Plan	994.48	2193.20	2193.20	21430	2491.39	24413
	<b>Sub Total I (A+B)</b>	<b>1219.88</b>	<b>4152.55</b>	<b>4164.32</b>	<b>40777</b>	<b>3932.50</b>	<b>38266</b>
<b>II</b>	Animal Husbandry	1.07	141.00	141.00	1500	141.00	1500
<b>III</b>	Dairy Development	0.00	68.00	68.00	972 camps	68.00	972 camps
<b>IV</b>	Industries (Punjab Infotech)	3.62	330.00	330.00	3300	258.50	3300
<b>V</b>	New and Renewable Sources of Energy (PEDA)	0.00	100.00	100.00	38 villages	100.00	50 villages
	<b>Grand Total (I-V)</b>	<b>1224.57</b>	<b>4791.55</b>	<b>4803.32</b>	<b>45577 Bens, 972 camps, 38 Villages</b>	<b>4500.00</b>	<b>43066 Bens, 972 camps, 50 Villages</b>

**STATEMENT - V**  
**SCHEDULED CASTES SUB PLAN 2018-19**  
**SPECIAL CENTRAL ASSISTANCE PROGRAMME**  
**Scheme -wise Allocation and Expenditure**

( ₹ Lac)

Code No.	Subhead/Scheme	2016-17 Expenditure	2017-18		2018-19 Approved Outlay
			Approved Outlay	Anticipated Expenditure	
1	2	3	4	5	6
<b>I</b>	<b>WELFARE OF SCs, BCs &amp; Minorities</b>				
<b>A</b>	<b>DIRECTORATE OF WELFARE OF SCs, BCs &amp; Minorities</b>				
SCA(SC)-1	Setting up of Institutes for training in typing and Stenography to below poverty line SCs	88.74	157.40	137.00	148.61
SCA(SC)-3	Providing of equipment and raw material in 24 Training-cum- production centres of Welfare Department	21.36	27.90	27.90	10.00
SCA(SC)-4	Strengthening of 108 community centres-Providing of equipment and raw material.	0.00	31.50	31.50	31.50
SCA(SC)-10	Creation of infrastructure facilities in villages having 50% or more SC population.	0.00	691.55	723.72	700.00
SCA(SC)-12	Capital subsidy to PSCFC under bank tie-up loaning programme	115.30	1000.00	1000.00	500.00
SCA(SC)-18	Backend subsidy incentive for loaning schemes of PSCFC	0.00	51.00	51.00	51.00
	<b>Sub-Total (A)</b>	<b>225.40</b>	<b>1959.35</b>	<b>1971.12</b>	<b>1441.11</b>
<b>B</b>	<b>DIRECTORATE OF SCHEDULED CASTES SUB PLAN</b>				
SCA(SCSP)-1	Formulation/ Monitoring/ Review and Implementation of S.C.S.P.				
(i)	Computerization of Directorate of SCSP	6.50	13.50	13.50	13.50
(ii)	Strengthening of data base - Study tours and training etc.	0.00	1.00	1.00	1.00

**STATEMENT - V**  
**SCHEDULED CASTES SUB PLAN 2018-19**  
**SPECIAL CENTRAL ASSISTANCE PROGRAMME**  
**Scheme -wise Allocation and Expenditure**

( ₹ Lac)

Code No.	Subhead/Scheme	2016-17 Expenditure	2017-18		2018-19 Approved Outlay
			Approved Outlay	Anticipated Expenditure	
1	2	3	4	5	6
SCA(SCSP)- 2	Placing of SCA funds at the disposal of District Authorities (Mother Scheme)				
(i)	Deputy Commissioners	968.78	1286.00	2143.10	2441.29
(ii)	District Welfare Officers	0.00	857.10	0.00	0.00
SCA(SCSP)- 4	Setting up of a Monitoring cell in the Directorate of SCSP for the purpose of survey/studies and evaluation.	19.20	35.60	35.60	35.60
	<b>Sub- Total (B)</b>	<b>994.48</b>	<b>2193.20</b>	<b>2193.20</b>	<b>2491.39</b>
	<b>Total-I (A+B)</b>	<b>1219.88</b>	<b>4152.55</b>	<b>4164.32</b>	<b>3932.50</b>
<b>II</b>	<b>ANIMAL HUSBANDRY</b>				
SCA(AH)-1	Scheme for female buffalo calf rearing	0.00	51.00	51.00	51.00
SCA(AH)-2	Setting up of Goat/Sheep rearing units	0.00	50.00	50.00	50.00
SCA(AH)-4	Setting up of Turkey Units for BPL SCs.	1.07	0.00	0.00	0.00
SCA(AH)-6	Supply of hand driven chaff-cutter (Toka Machine) to landless/ marginal Scheduled Castes families.	0.00	40.00	40.00	40.00
	<b>Total-II</b>	<b>1.07</b>	<b>141.00</b>	<b>141.00</b>	<b>141.00</b>
<b>III</b>	<b>DAIRY DEVELOPMENT</b>				
SCA(DD)-3	Capacity Building Programme for Scheduled castes Milk Producers (New Scheme)	0.00	68.00	68.00	68.00
	<b>Total-III</b>	<b>0.00</b>	<b>68.00</b>	<b>68.00</b>	<b>68.00</b>

**STATEMENT - V**  
**SCHEDULED CASTES SUB PLAN 2018-19**  
**SPECIAL CENTRAL ASSISTANCE PROGRAMME**  
**Scheme -wise Allocation and Expenditure**

( ₹ Lac)

Code No.	Subhead/Scheme	2016-17 Expenditure	2017-18		2018-19 Approved Outlay
			Approved Outlay	Anticipated Expenditure	
1	2	3	4	5	6
<b>IV</b>	<b>INDUSTRIES (PUNJAB INFOTECH)</b>				
SCA(INFO)-1	Computer training to 10th & 12th pass BPL SC boys/girls thorough CAL-C.	3.62	330.00	330.00	0.00
SCA(INFO)-2	Advanced diploma in Computer Application, Accounting and Publishing.	0.00	0.00	0.00	198.00
SCA(INFO)-3	Certificate course in Office Automation (Level-3)	0.00	0.00	0.00	60.50
	<b>Total-IV</b>	<b>3.62</b>	<b>330.00</b>	<b>330.00</b>	<b>258.50</b>
<b>V</b>	<b>NEW AND RENEWABLE SOURCES OF ENERGY (PEDA)</b>				
SCA(PEDA)-1	Providing LED based solar-photovoltaic street lights in villages having 50% or more SC population.	0.00	100.00	100.00	100.00
	<b>Total-V</b>	<b>0.00</b>	<b>100.00</b>	<b>100.00</b>	<b>100.00</b>
	<b>Grand Total (I-V)</b>	<b>1224.57</b>	<b>4791.55</b>	<b>4803.32</b>	<b>4500.00</b>

**STATEMENT - VI**  
**SCHEDULED CASTES SUB PLAN 2018-19**  
**SPECIAL CENTRAL ASSISTANCE PROGRAMME**  
**Physical Targets and Achievements**

Code No.	Subhead/Scheme	Unit	2016-17 Achievement	2017-18		2018-19 Targets
				Targets	Anticipated Achievement	
1	2	3	4	5	6	7
<b>I</b>	<b>WELFARE OF SCs, BCs &amp; MINORITIES</b>					
<b>A</b>	<b>DIRECTORATE OF WELFARE OF SCs, BCs &amp;</b>					
SCA(SC)-1	Setting up of Institutes for training in typing and Stenography to below poverty line SCs	Trainees	113	156	147	180
SCA(SC)-3	Providing of equipment and raw material in 24 Training-cum-production centres of Welfare Department	Trainees	356	200	200	113
SCA(SC)-4	Strengthening of 108 community centres-Providing of equipment and raw material.	Trainees	0	780	1253	1050
SCA(SC)-10	Creation of infrastructure facilities in villages having 50% or more SC population.	Beneficiaries	0	6910	7237	7000
SCA(SC)-12	Capital subsidy to PSCFC under bank tie-up loaning programme	Beneficiaries	1153	10000	10000	5000
SCA(SC)-18	Backend subsidy incentive for loaning schemes of PSCFC	Beneficiaries	0	510	510	510
	<b>Sub-Total (A)</b>		<b>1622</b>	<b>18556</b>	<b>19347</b>	<b>13853</b>
<b>B</b>	<b>DIRECTORATE OF SCHEDULED CASTES SUB PLAN</b>					
SCA(SCSP)-2	Placing of SCA funds at the disposal of District Authorities (Mother Scheme)					
(i)	Deputy Commissioners	Beneficiaries	10563	12860	21430	24413
(ii)	District Welfare Officers	/Trainees	0	8570	0	0
	<b>Sub-Total (B)</b>		<b>10563</b>	<b>21430</b>	<b>21430</b>	<b>24413</b>
	<b>Total-I (A+B)</b>		<b>12185</b>	<b>39986</b>	<b>40777</b>	<b>38266</b>
<b>II</b>	<b>ANIMAL HUSBANDRY</b>					
SCA(AH)-1	Scheme for female buffalo calf rearing	Beneficiaries	0	500	500	500
SCA(AH)-2	Setting up of Goat/Sheep rearing units	Beneficiaries	0	500	500	500

**STATEMENT - VI**  
**SCHEDULED CASTES SUB PLAN 2018-19**  
**SPECIAL CENTRAL ASSISTANCE PROGRAMME**  
**Physical Targets and Achievements**

Code No.	Subhead/Scheme	Unit	2016-17 Achievement	2017-18		2018-19 Targets
				Targets	Anticipated Achievement	
1	2	3	4	5	6	7
SCA(AH)-6	Supply of hand driven chaff-cutter (Toka Machine) to landless/ marginal Scheduled Castes families.	Beneficiaries	0	500	500	500
	<b>Total-II</b>		<b>0</b>	<b>1500</b>	<b>1500</b>	<b>1500</b>
<b>III</b>	<b>DAIRY DEVELOPMENT</b>					
SCA(DD)-3	Capacity Building Programme for Scheduled castes Milk Producers (New Scheme)	Camps	0	972	972	972
	<b>Total-III</b>		<b>0</b>	<b>972</b>	<b>972</b>	<b>972</b>
<b>IV</b>	<b>INDUSTRIES (PUNJAB INFOTECH)</b>					
SCA(INFO)-1	Computer training to 10th & 12th pass BPL SC boys/girls thorough CAL-C.	Trainees	0	3300	3300	0
SCA(INFO)-2	Advanced diploma in Computer Application, Accounting and Publishing.	Trainees	0	0	0	2200
SCA(INFO)-3	Certificate course in Office Automation (Level-3)	Trainees	0	0	0	1100
	<b>Total-IV</b>		<b>0</b>	<b>3300</b>	<b>3300</b>	<b>3300</b>
<b>V</b>	<b>NEW AND RENEWABLE SOURCES OF ENERGY (PEDA)</b>					
SCA(PEDA)-1	Providing LED based solar-photovoltaic street lights in villages having 50% or more SC population.	Villages	0	50	38	50
	<b>Total-V</b>		<b>0</b>	<b>50</b>	<b>38</b>	<b>50</b>
	<b>Grand Total (I-V)</b>		<b>12185 Bens,</b>	<b>44786 Bens, 972 camps, 50 Villages</b>	<b>45577 Bens, 972 camps, 38 Villages</b>	<b>43066 Bens, 972 camps, 50 Villages</b>

**STATEMENT - VII**

**SCHEDULED CASTES SUB PLAN 2018-19  
20 Point Programme (SC Families Assisted)**

( ₹ Lac)

Code No.	Sub-head/Scheme	SCSP 2017-18							SCSP 2018-19				
		Approved Outlay			Targets (Bens.)	Anticipated Expenditure			Anti. Physical Achievement (Bens.)	Estimates of SCSP Exp.			Targets (Bens.)
		CS	SS	Total		CS	SS	Total		CS	SS	Total	
1	2	3	4	5	6	7	8	9	10	11	12	13	14
<b>1</b>	<b>SUB PARAMETER (i)</b>												
	<b>WELFARE OF SCs, BCs and Minorities</b>												
	<b>DIRECTORATE OF WELFARE OF SCs, BCs AND MINORITIES</b>												
CS(WSC)-05/01-34	Post matric Scholarship to SC students	49921.00	6079.00	56000.00	341000	11624.26	500.00	12124.26	341000	73921.00	6079.00	80000.00	341000
	<b>Total - 1</b>	<b>49921.00</b>	<b>6079.00</b>	<b>56000.00</b>	<b>341000</b>	<b>11624.26</b>	<b>500.00</b>	<b>12124.26</b>	<b>341000</b>	<b>73921.00</b>	<b>6079.00</b>	<b>80000.00</b>	<b>341000</b>
<b>2</b>	<b>SUB PARAMETER (ii)</b>												
<b>(a)</b>	<b>SCA to SCSP Schemes</b>												
<b>I</b>	<b>ANIMAL HUSBANDRY</b>												
SCA(AH)-1	Scheme for female buffalo calf rearing	51.00	0.00	51.00	500	51.00	0.00	51.00	500	51.00	0.00	51.00	500
SCA(AH)-2	Setting up of Goat/Sheep rearing units	50.00	0.00	50.00	500	50.00	0.00	50.00	500	50.00	0.00	50.00	500
SCA(AH)-6	Supply of hand driven chaff-cutter (Toka Machine) to landless/marginal Scheduled Castes families	40.00	0.00	40.00	500	40.00	0.00	40.00	500	40.00	0.00	40.00	500
	<b>Total - 2a(I)</b>	<b>141.00</b>	<b>0.00</b>	<b>141.00</b>	<b>1500</b>	<b>141.00</b>	<b>0.00</b>	<b>141.00</b>	<b>1500</b>	<b>141.00</b>	<b>0.00</b>	<b>141.00</b>	<b>1500</b>
<b>II</b>	<b>INDUSTRIES (PUNJAB INFOTECH)</b>												
SCA (INFO)-1	Certificate Course in Computer Fundamentals and Office Applications for 10th Pass Boys/Girls through CAL-C.	330.00	0.00	330.00	3300	330.00	0.00	330.00	3300	0.00	0.00	0.00	0
SCA(INFO)-2	Advanced diploma in Computer Application, Accounting and Publishing.	0.00	0.00	0.00	0	0.00	0.00	0.00	0	198.00	0.00	198.00	2200



**STATEMENT - VII**

**SCHEDULED CASTES SUB PLAN 2018-19  
20 Point Programme (SC Families Assisted)**

( ₹ Lac)

Code No.	Sub-head/Scheme	SCSP 2017-18							SCSP 2018-19				
		Approved Outlay			Targets (Bens.)	Anticipated Expenditure			Anti. Physical Achievement (Bens.)	Estimates of SCSP Exp.			Targets (Bens.)
		CS	SS	Total		CS	SS	Total		CS	SS	Total	
1	2	3	4	5	6	7	8	9	10	11	12	13	14
SCA(INFO)-3	Certificate course in Office Automation (Level-3)	0.00	0.00	0.00	0	0.00	0.00	0.00	0	60.50	0.00	60.50	1100
	<b>Total - 2a(II)</b>	<b>330.00</b>	<b>0.00</b>	<b>330.00</b>	<b>3300</b>	<b>330.00</b>	<b>0.00</b>	<b>330.00</b>	<b>3300.00</b>	<b>258.50</b>	<b>0.00</b>	<b>258.50</b>	<b>3300</b>
<b>III</b>	<b>WELFARE OF SCs, BCs and Minorities</b>												
	<b>(i) DIRECTORATE OF WELFARE OF SCs, BCs AND MINORITIES</b>												
SCA(SC)-1	Setting up of Institutes for training in typing and Stenography to below poverty line SCs	157.40	0.00	157.40	156	137.00	0.00	137.00	147	148.61	0.00	148.61	180
SCA(SC)-3	Providing of equipment and raw material in 24 Training-cum-production centres of Welfare Department.	27.90	0.00	27.90	200	27.90	0.00	27.90	200	10.00	0.00	10.00	113
SCA(SC)-4	Strengthening of 108 community centres-Providing of equipment and raw material.	31.50	0.00	31.50	780	31.50	0.00	31.50	1253	31.50	0.00	31.50	1050
SCA(SC)-10	Creation of infrastructure facilities in villages having 50% or more SC population.	691.55	0.00	691.55	6910	723.72	0.00	723.72	7237	700.00	0.00	700.00	7000
SCA(SC)-12	Capital subsidy to PSCFC under bank tie-up loaning programme.	1000.00	0.00	1000.00	10000	1000.00	0.00	1000.00	10000	500.00	0.00	500.00	5000
SCA(SC)-18	Backend subsidy incentive for loaning schemes of PSCFC	51.00	0.00	51.00	510	51.00	0.00	51.00	510	51.00	0.00	51.00	510
	<b>Total - 2a(III)(i)</b>	<b>1959.35</b>	<b>0.00</b>	<b>1959.35</b>	<b>18556</b>	<b>1971.12</b>	<b>0.00</b>	<b>1971.12</b>	<b>19347</b>	<b>1441.11</b>	<b>0.00</b>	<b>1441.11</b>	<b>13853</b>

**STATEMENT - VII**

**SCHEDULED CASTES SUB PLAN 2018-19  
20 Point Programme (SC Families Assisted)**

( ₹ Lac)

Code No.	Sub-head/Scheme	SCSP 2017-18							SCSP 2018-19				
		Approved Outlay			Targets (Bens.)	Anticipated Expenditure			Anti. Physical Achievement (Bens.)	Estimates of SCSP Exp.			Targets (Bens.)
		CS	SS	Total		CS	SS	Total		CS	SS	Total	
1	2	3	4	5	6	7	8	9	10	11	12	13	14
(ii)	<b>DIRECTORATE OF SCHEDULED CASTES SUB PLAN</b>												
SCA (SCSP) -2	Placing of SCA funds at the disposal of District Authorities (Mother Scheme)												
(i)	Deputy Commissioners	1286.00	0.00	1286.00	12860	2143.10	0.00	2143.10	21430	2441.29	0.00	2441.29	24413
(ii)	District Welfare Officers	857.10	0.00	857.10	8570	0.00	0.00	0.00	0	0.00	0.00	0.00	0
	<b>Total - 2a(III)(ii)</b>	<b>2143.10</b>	<b>0.00</b>	<b>2143.10</b>	<b>21430</b>	<b>2143.10</b>	<b>0.00</b>	<b>2143.10</b>	<b>21430</b>	<b>2441.29</b>	<b>0.00</b>	<b>2441.29</b>	<b>24413</b>
	<b>Total - 2a(III)</b>	<b>4102.45</b>	<b>0.00</b>	<b>4102.45</b>	<b>39986</b>	<b>4114.22</b>	<b>0.00</b>	<b>4114.22</b>	<b>40777</b>	<b>3882.40</b>	<b>0.00</b>	<b>3882.40</b>	<b>38266</b>
	<b>Total - 2a</b>	<b>4573.45</b>	<b>0.00</b>	<b>4573.45</b>	<b>44786</b>	<b>4585.22</b>	<b>0.00</b>	<b>4585.22</b>	<b>45577</b>	<b>4281.90</b>	<b>0.00</b>	<b>4281.90</b>	<b>43066</b>
<b>(b)</b>	<b>NSFDC Concessional Loans Scheme</b>												
	<b>WELFARE OF SCs, BCs and Minorities</b>												
	<b>PUNJAB SCHEDULED CASTES LAND DEVELOPMENT &amp; FINANCE CORPORATION</b>												
	Loan Scheme in collaboration with NSFDC	750.00	0.00	750.00	500	750.00	0.00	750.00	500	750.00	0.00	750.00	500
	<b>Total - 2b</b>	<b>750.00</b>	<b>0.00</b>	<b>750.00</b>	<b>500</b>	<b>750.00</b>	<b>0.00</b>	<b>750.00</b>	<b>500</b>	<b>750.00</b>	<b>0.00</b>	<b>750.00</b>	<b>500</b>
	<b>Total - 2 (2a+2b)</b>	<b>5323.45</b>	<b>0.00</b>	<b>5323.45</b>	<b>45286</b>	<b>5335.22</b>	<b>0.00</b>	<b>5335.22</b>	<b>46077</b>	<b>5031.90</b>	<b>0.00</b>	<b>5031.90</b>	<b>43566</b>
	<b>Total (1+2)</b>	<b>55244.45</b>	<b>6079.00</b>	<b>61323.45</b>	<b>386286</b>	<b>16959.48</b>	<b>500.00</b>	<b>17459.48</b>	<b>387077</b>	<b>78952.90</b>	<b>6079.00</b>	<b>85031.90</b>	<b>384566</b>

## STATEMENT - VIII

**SCHEDULED CASTES SUB PLAN 2018-19**  
**Scheme-wise Estimates and Expenditure (Women Component)**

(₹ Lac)

Scheme code	Sub-head/Scheme	Women Share	SCSP 2017-18			SCSP 2018-19	
			Estimates of SCSP Expenditure	Women Component (WC)	Anticipated Expenditure vis-à-vis WC	Estimates of SCSP Expenditure	Women Component (WC)
1	2	3	4	5	6	7	8
<b>I</b>	<b>SOCIAL SECURITY &amp; WELFARE</b>						
SSW-03	Old Age Pension (Social Security Fund)	50%	43500.00	21750.00	30761.25	58000.00	29000.00
SSW-04	Financial Assistance to Disabled Persons (Social Security Fund)	50%	5700.00	2850.00	3888.50	7100.00	3550.00
WCD-02	Financial Assistance to dependent children (Social Security Fund)	50%	5100.00	2550.00	1952.70	5500.00	2750.00
WCD-03	Financial Assistance to Widows & Destitute Women (Social Security Fund)	100%	11400.00	11400.00	11061.00	11100.00	11100.00
WCD-05	Mai Bhago Vidya (EDU) Scheme (Free Bicycle to all girl students studying in class 9th to 12th)	100%	736.00	736.00	0.00	640.00	640.00
WCD-06	Attendance scholarship to handicapped girl students in rural area	100%	50.00	50.00	77.00	29.00	29.00
WCD-10	Awareness programme for Domestic Violence Act -2005	100%	5.00	5.00	0.00	0.00	0.00
WCD-12	Distribution of sterilized sanitary pads to rural women	100%	1083.00	1083.00	0.00	0.00	0.00
WCD-14	Beti Bacho Beti Padho Campaign 100% Gol (Direct release by GOI to AD w.e.f. July 2017)	100%	550.00	550.00	0.00	0.00	0.00
WCD-17	Distribution of Gas Stoves to beneficiaries by Government of Punjab under Pradhan Mantri Ujjwala Yojana (PMUY) scheme.	100%	0.50	0.50	0.00	0.00	0.00
CS(WCD)-17	Universalization of Women Helpline (100%-Gol)	100%	9.24	9.24	9.24	47.50	47.50
CS(WCD)-19	Mahila Shakti Kendra (MSK)	100%	0.00	0.00	32.79	55.00	55.00
	<b>Block Grant(s)</b>						
BG-5 (WCD)-04(i)	Bebe Nanki Ladli Beti Kalyan Scheme-measures to improve Adverse Sex ratio	100%	1000.00	1000.00	0.00	0.00	0.00
	<b>CSS-Other schemes</b>						
CS(WCD)-08	Establishment of State Resource Centre for Women under National Mission for Empowerment of Women (100% Gol) now (60:40)	100%	10.00	10.00	5.20	10.00	10.00
CS(WCD)-02	Pradhan Mantri Matru Vandana Yojana (PMMVY) (60:40) (Previously: Maternity Benefit Programme) (Direct Release by Gol to AD w.e.f. September 2017.)	100%	386.43	386.43	386.43	2338.00	2338.00
	<b>District Level Schemes</b>						
	<b>CSS--Flagship schemes</b>						
SSW(D)-01	National Social Assistance Programme (ACA) 100% Gol						
SSW(D)-01(i)	Indira Gandhi National Old Age Pension	45%	2970.00	1336.50	206.55	2970.00	1336.50
SSW(D)-01(ii)	National Family Benefit Scheme	44%	330.00	145.20	27.46	330.00	145.20
SSW(D)-01(iii)	Indira Gandhi National Widow Pension Scheme	100%	412.50	412.50	162.50	412.50	412.50
SSW(D)-01(iv)	Indira Gandhi National Disabled Pension Scheme	45%	220.00	99.00	5.56	220.00	99.00
	<b>Total (I)</b>		<b>73462.67</b>	<b>44373.37</b>	<b>48576.17</b>	<b>88752.00</b>	<b>51512.70</b>

## STATEMENT - VIII

**SCHEDULED CASTES SUB PLAN 2018-19**  
**Scheme-wise Estimates and Expenditure (Women Component)**

(₹ Lac)

Scheme code	Sub-head/Scheme	Women Share	SCSP 2017-18			SCSP 2018-19	
			Estimates of SCSP Expenditure	Women Component (WC)	Anticipated Expenditure vis-à-vis WC	Estimates of SCSP Expenditure	Women Component (WC)
1	2	3	4	5	6	7	8
<b>II</b>	<b>NUTRITION</b>						
NT(D)-03	Nutrition (Kishori Shakti Yojana)	100%	140.00	140.00	33.27	35.00	35.00
	<b>CSS-Flagship Schemes</b>						
CS-NT(D)-16 NT(D)-01	Integrated Child Development Service (ICDS)						
NT(D)-01	Nutrition ICDS (50% of Actual Expenditure Reimbursed by GoI) (50:50) (SNP)	50%	11200.00	5600.00	3850.00	9800.00	4900.00
NT(D)-02	Scheme for Adolescent Girls (SAG) (Previously: Rajiv Gandhi Scheme for Empowerment of Adolescent Girls (RGSEAG)-SABLA (SNP 50:50) Training (60:40)	100%	1403.79	1403.79	690.64	458.50	458.50
NT(D)-09	National Creche Scheme for the Children of Working Mothers (60:40)	100%	25.68	25.68	18.50	56.18	56.18
NT(D)-10	Construction of Anganwari Centre Buildings under MGNREGA in convergence Integrated Child Development Scheme 60:40	50%	0.00	0.00	0.00	1400.00	700.00
	<b>Total (II)</b>		<b>12769.47</b>	<b>7169.47</b>	<b>4592.41</b>	<b>11749.68</b>	<b>6149.68</b>
<b>III</b>	<b>WELFARE OF SCs</b>						
WSC-05(i)	Attendance scholarship to SC Primary girl students	100%	800.00	800.00	1.00	916.65	916.65
WSC-07	New Courses/ Vocational Training in ITIs for SC Students (Staff expenditure, scholarship to SC students etc.)	45%	900.00	405.00	0.00	0.00	0.00
WSC-09(i)	Ashirwad to SC Girls/Widows/ Divorcees and the Daughters of Widows at the time of their marriages	100%	13000.00	13000.00	7858.89	10000.00	10000.00
WSC(D)-02	Award to SC Sports Students (6-12 classes)	50%	25.00	12.50	2.93	25.00	12.50
	<b>CSS-Other schemes</b>						
WSC-01	Share Capital Contribution to PSCFC (State Share 51% & GoI 49%)	26%	1889.00	491.14	291.46	1889.00	491.14
	<b>Total (III)</b>		<b>16614.00</b>	<b>14708.64</b>	<b>8154.28</b>	<b>12830.65</b>	<b>11420.29</b>
<b>IV</b>	<b>MEDICAL AND PUBLIC HEALTH</b>						
DHS-14	Balri Rakshak Yojana	100%	128.00	128.00	118.40	0.00	0.00
DHS-24	Upgradation/Strengthening of Nursing services in the State (85:15)	100%	0.32	0.32	0.32	0.32	0.32
DHS-44	Bhagat Puran Singh Medical insurance scheme for poor people	47%	0.32	0.15	752.00	3616.00	1699.52
	<b>CSS-Flagship Schemes</b>						
DHS 01	National Rural Health Mission (NRHM) (60:40)	50%	14411.32	7205.66	11595.74	18431.61	9215.80
	<b>Total (IV)</b>		<b>14539.96</b>	<b>7334.13</b>	<b>12466.46</b>	<b>22047.93</b>	<b>10915.64</b>
<b>V</b>	<b>EDUCATION</b>						
<b>A</b>	<b>Elementary Education</b>						
EDE-13	Providing computers in Government Primary Schools	50%	620.00	310.00	310.00	1240.00	620.00
EDE-12	Providing Furniture to Government Primary, Middle, High and Senior Secondary Schools	50%	1302.00	651.00	525.00	1157.00	578.50

## STATEMENT - VIII

**SCHEDULED CASTES SUB PLAN 2018-19**  
**Scheme-wise Estimates and Expenditure (Women Component)**

(₹ Lac)

Scheme code	Sub-head/Scheme	Women Share	SCSP 2017-18			SCSP 2018-19	
			Estimates of SCSP Expenditure	Women Component (WC)	Anticipated Expenditure vis-à-vis WC	Estimates of SCSP Expenditure	Women Component (WC)
1	2	3	4	5	6	7	8
	<b>CSS-Flagship Schemes</b>						
EDE-03/ EDE-2	Mid Day Meal Scheme (MDM) (60:40)	50%	18600.00	9300.00	9145.00	19232.07	9616.03
EDE-01	Sarv Sikhsha Abhiyan including Education Guarantee Scheme (EGS), National Program for Education of Girls at Elementary Level (NPEGEL) & Kasturba Gandhi Balika Vidyalaya (KGBV) (60:40)	50%	46500.00	23250.00	21374.11	55800.00	27900.00
<b>B</b>	<b>Secondary Education</b>						
EDS-21	To promote sports in Punjab schools	25%	0.32	0.08	0.00	0.00	0.00
EDS-22	Dr. Hargobind Khurana scholarship for brilliant poor students	50%	640.00	320.00	320.00	640.00	320.00
EDS-29	Strengthening of 162 Senior Secondary Girls Schools and Opening of 2 new Meritorious Schools (RIDF-XXI) (85:15)	100%	1760.00	1760.00	834.24	1760.00	1760.00
EDS-30	Punjab Swasth Kanya Yojana	100%	0.32	0.32	0.00	0.00	0.00
EDS-31	Provision of education Facilities to the children of SC working as agricultural labourers	50%	1.00	0.50	0.00	0.00	0.00
EDS-38	Free Books to general category students of 9th and 10th class & all students of 11th and 12th class	50%	600.00	300.00	0.00	998.00	499.00
EDS-42	Toilets for girls in all schools	100%	0.00	0.00	0.00	512.00	512.00
EDS-43	Digital Education in Government Schools	50%	0.00	0.00	0.00	250.00	125.00
EDS-44	TLM for Pre-primary students	50%	0.00	0.00	0.00	155.00	77.50
	<b>CSS-other schemes</b>						
EDS-02	Rashtriya Madhyamik Shiksha Abhiyan (RMSA) for Universalization of Secondary Education (60:40)	50%	10000.00	5000.00	3750.00	14650.00	7325.00
EDS-06	Construction and running of girls hostels for students of Secondary & Higher Secondary Schools (60:40)	100%	200.00	200.00	93.00	181.00	181.00
<b>C</b>	<b>Higher Education</b>						
HE-25	Construction of 5 new colleges in educational backward areas	40%	480.00	192.00	0.00	960.00	384.00
	<b>Total (V)</b>		<b>80703.64</b>	<b>41283.90</b>	<b>36351.35</b>	<b>97535.07</b>	<b>49898.03</b>
<b>VI</b>	<b>INDUSTRY AND MINERALS</b>						
VSI-22	State Scheme to promote Women entrepreneurship under standup India (WISH)	100%	0.00	0.00	0.00	32.00	32.00
	<b>Total (VI)</b>		<b>0.00</b>	<b>0.00</b>	<b>0.00</b>	<b>32.00</b>	<b>32.00</b>
<b>VII</b>	<b>SCIENCE, TECHNOLOGY AND ENVIRONMENT</b>						
SR-07	Subsidy to students of Government Schools visiting the Science City	50%	50.00	25.00	0.00	0.50	0.25
	<b>Total (VII)</b>		<b>50.00</b>	<b>25.00</b>	<b>0.00</b>	<b>0.50</b>	<b>0.25</b>
<b>VIII</b>	<b>INFORMATION TECHNOLOGY</b>						
IT-03/VSI-09	Development of Human Resources in the field of IT/ITES. (Shifted from Industry and Minerals subhead)	50%	0.40	0.20	0.00	0.00	0.00
	<b>Total (VIII)</b>		<b>0.40</b>	<b>0.20</b>	<b>0.00</b>	<b>0.00</b>	<b>0.00</b>

## STATEMENT - VIII

**SCHEDULED CASTES SUB PLAN 2018-19**  
**Scheme-wise Estimates and Expenditure (Women Component)**

(₹ Lac)

Scheme code	Sub-head/Scheme	Women Share	SCSP 2017-18			SCSP 2018-19	
			Estimates of SCSP Expenditure	Women Component (WC)	Anticipated Expenditure vis-à-vis WC	Estimates of SCSP Expenditure	Women Component (WC)
1	2	3	4	5	6	7	8
<b>IX</b>	<b>RURAL DEVELOPMENT</b>						
RDE(S)-01/RDE(S)-02	Mahatama Gandhi National Rural Employment Guarantee Scheme (90:10)	50%	25058.40	12529.20	10666.80	26000.00	13000.00
	<b>CSS-Flagship Schemes</b>						
RDS(S)-01	Strengthening/ Administration of DRDAs/Zila Parishads (60:40)	50%	250.00	125.00	293.87	375.00	187.50
RDS(D)-08	National Rural Livelihood Mission (NRLM) (60:40)	50%	477.74	238.87	256.25	750.00	375.00
RDE(S)-01	Pardhan Mantri Awaas Yojana(G) (60:40) Earlier: Indira Awaas Yojana	50%	16666.66	8333.33	4379.62	16666.66	8333.33
RDE(S)-02	Punjab Pendu Aawas Yozana {Mukh Mantri Awaas Yojana (Gramin/Rural)}	50%	850.00	425.00	0.17	0.34	0.17
	<b>Total (IX)</b>		<b>43302.80</b>	<b>21651.40</b>	<b>15596.71</b>	<b>43792.00</b>	<b>21896.00</b>
<b>X</b>	<b>URBAN DEVELOPMENT</b>						
CS(UD)-38	National Urban Livelihood Mission (NULM) (60:40)	37%	320.00	118.40	118.40	320.00	118.40
	<b>Total (X)</b>		<b>320.00</b>	<b>118.40</b>	<b>118.40</b>	<b>320.00</b>	<b>118.40</b>
<b>XI</b>	<b>LABOUR &amp; LABOUR WELFARE</b>						
	<b>Employment Generation</b>						
EG-06	Grant-in-aid to Mai Bhago Armed Forces Preparatory Institute (for Girls), Mohali	100%	30.00	30.00	30.00	30.00	30.00
	<b>Industrial Training</b>						
ITI-07	Provision of Free Text Books and Tool Kits to the Scheduled Castes	35%	100.00	35.00	0.35	100.00	35.00
	<b>Total (XI)</b>		<b>130.00</b>	<b>65.00</b>	<b>30.35</b>	<b>130.00</b>	<b>65.00</b>
	<b>Grand Total (I-XI)</b>		<b>241892.94</b>	<b>136729.51</b>	<b>125886.13</b>	<b>277189.83</b>	<b>152008.00</b>

**STATEMENT - IX**  
**SCHEDULED CASTES SUB PLAN 2018-19**  
**Scheme-wise Estimates and Expenditure**  
**(Schemes having SCSP component from 50% to less than 100%)**

( ₹ Lac)

Scheme Code	Sub-head/Scheme	Estimates of Expenditure 2017-18 (Eligible Portion)	SCSP 2017-18			Estimates of Expenditure 2018-19 (Eligible Portion)	SCSP 2018-19	
			Estimates of SCSP Expenditure	Anticipated SCSP Expenditure	%age of col. 4 to col. 3		Estimates of SCSP Expenditure	%age of col. 8 to col. 7
1	2	3	4	5	6	7	8	9
	<b>ANIMAL HUSBANDRY</b>							
AH-01	Assistance to States for control of Animal diseases -Creation of disease free zone (60:40) (VSAH)	-	-	-	< 50%	333.33	174.79	52
	<b>Total</b>	-	-	-	-	<b>333.33</b>	<b>174.79</b>	<b>52</b>
	<b>RURAL DEVELOPMENT</b>							
	<b>Special Programme for Rural Development</b>							
	<b>CSS-Flagship Scheme</b>							
RDS(D)-08	National Rural Livelihood Mission (NRLM) (60:40)	955.48	477.74	512.50	50	1500.00	750.00	50
	<b>Rural Housing</b>							
	<b>District Level Scheme</b>							
	<b>CSS-Flagship Scheme</b>							
RDE(S)-01	Pardhan Mantri Awaas Yojana(G) (60:40) Earlier: Indira Awaas Yojana	20833.33	16666.66	8759.25	80	20833.33	16666.66	80
	<b>Rural Employment</b>							
	<b>State Level Scheme</b>							
	<b>CSS-Flagship Scheme</b>							
RDE(S)-01/RDE (S)-02	Mahatma Gandhi National Rural Employment Guarantee Scheme (90:10)	31323.00	25058.40	21333.60	80	32500.00	26000.00	80
	<b>Other Rural Development Programme</b>							
RDO(S)-12/ RDO(S)-14	Construction of toilets in the rural areas (NABARD) (85:15)	2815.20	2252.16	0.80	80	0.00	0.00	-
	<b>Total</b>	<b>55927.01</b>	<b>44454.96</b>	<b>30606.15</b>	<b>79</b>	<b>54833.33</b>	<b>43416.66</b>	<b>79</b>

**STATEMENT - IX**

**SCHEDULED CASTES SUB PLAN 2018-19**

**Scheme-wise Estimates and Expenditure**

(Schemes having SCSP component from 50% to less than 100%)

( ₹ Lac)

Scheme Code	Sub-head/Scheme	Estimates of Expenditure 2017-18 (Eligible Portion)	SCSP 2017-18			Estimates of Expenditure 2018-19 (Eligible Portion)	SCSP 2018-19	
			Estimates of SCSP Expenditure	Anticipated SCSP Expenditure	%age of col. 4 to col. 3		Estimates of SCSP Expenditure	%age of col. 8 to col. 7
1	2	3	4	5	6	7	8	9
	<b>SCIENCE, TECHNOLOGY AND ENVIRONMENT</b>							
SR-07	Subsidy to students of Government Schools visiting the Science City	100.00	50.00	0.00	50	1.00	0.50	50
	<b>Total</b>	<b>100.00</b>	<b>50.00</b>	<b>0.00</b>	<b>50</b>	<b>1.00</b>	<b>0.50</b>	<b>50</b>
	<b>CIVIL SUPPLIES</b>							
CS-05	New Atta Dal Scheme	..	..	3900.00	..	0.00	0.00	-
CS-12	Smart Ration Card Scheme (Annapurna)	50000.00	35000.00	0.00	70	4000.00	2800.00	70
	<b>Total</b>	<b>50000.00</b>	<b>35000.00</b>	<b>3900.00</b>	<b>70</b>	<b>4000.00</b>	<b>2800.00</b>	<b>70</b>
	<b>GENERAL EDUCATION</b>							
<b>A</b>	<b>Elementary Education</b>							
EDE-12	Providing Furniture to Government Primary, Middle, High and Senior Secondary Schools	2100.00	1302.00	1050.00	62	2314.00	1157.00	50
EDE-13	Providing computers in Government Primary Schools	1000.00	620.00	620.00	62	2000.00	1240.00	62
	<b>CSS-Flagship Schemes</b>							
EDE-03/EDE-2	Mid Day Meal Scheme (MDM) (60:40)	30000.00	18600.00	18290.00	62	31019.46	19232.07	62
EDE-01	Sarv Sikhsha Abhiyan including Education Guarantee Scheme (EGS), National Program for Education of Girls at Elementary Level (NPEGEL) & Kasturba Gandhi Balika Vidyalaya (KGBV)	75000.00	46500.00	42748.22	62	90000.00	55800.00	62
<b>B</b>	<b>Secondary Education</b>							
	<b>CSS-other schemes</b>							
EDS-01	Information and Communication Technology (ICT) in Punjab Schools (60:40)	1000.00	500.00	1974.80	50	2000.00	1000.00	50



**STATEMENT - IX**

**SCHEDULED CASTES SUB PLAN 2018-19**

**Scheme-wise Estimates and Expenditure**

(Schemes having SCSP component from 50% to less than 100%)

( ₹ Lac)

Scheme Code	Sub-head/Scheme	Estimates of Expenditure 2017-18 (Eligible Portion)	SCSP 2017-18			Estimates of Expenditure 2018-19 (Eligible Portion)	SCSP 2018-19	
			Estimates of SCSP Expenditure	Anticipated SCSP Expenditure	%age of col. 4 to col. 3		Estimates of SCSP Expenditure	%age of col. 8 to col. 7
1	2	3	4	5	6	7	8	9
EDS-02	Rashtriya Madhyamik Shiksha Abhiyan (RMSA) for Universalization of Secondary Education (60:40)	20000.00	10000.00	7500.00	50	29300.00	14650.00	50
EDS-06	Construction and running of girls hostels for students of Secondary & Higher Secondary Schools (60:40)	400.00	200.00	93.00	50	362.00	181.00	50
EDS-26	Vocationalisation of Education (60:40)	5000.00	2500.00	2479.50	50	5500.00	2750.00	50
EDS-43	Digital Education in Government Schools	0.00	0.00	0.00	-	500.00	250.00	50
EDS-44	TLM for Pre-primary students	0.00	0.00	0.00	-	250.00	155.00	62
	<b>Total</b>	<b>134500.00</b>	<b>80222.00</b>	<b>74755.52</b>	<b>60</b>	<b>163245.46</b>	<b>96415.07</b>	<b>59</b>
	<b>MEDICAL AND PUBLIC HEALTH</b>							
	<b>Director Health Services</b>							
	<b>CSS-Other Scheme</b>							
DHS-03	Rashtriya Swasthya Bima Yojna for workers covered under BPL(60:40)	333.00	206.46	0.00	62	0.00	0.00	-
	<b>Total</b>	<b>333.00</b>	<b>206.46</b>	<b>0.00</b>	<b>62</b>	<b>0.00</b>	<b>0.00</b>	<b>-</b>
	<b>SOCIAL SECURITY &amp; WELFARE</b>							
	<b>State Level Schemes</b>							
SSW-03	Old Age Pension (Social Security Fund)	87000.00	43500.00	61522.50	50	116000.00	58000.00	50
SSW-04	Financial Assistance to Disabled Persons (Social Security Fund)	11400.00	5700.00	7777.00	50	14200.00	7100.00	50
WCD-02	Financial Assistance to dependent children (Social Security Fund)	10200.00	5100.00	3905.40	50	11000.00	5500.00	50
WCD-03	Financial Assistance to Widows & Destitute Women (Social Security Fund)	22800.00	11400.00	11061.00	50	22200.00	11100.00	50

**STATEMENT - IX**

**SCHEDULED CASTES SUB PLAN 2018-19**

**Scheme-wise Estimates and Expenditure**

**(Schemes having SCSP component from 50% to less than 100%)**

**( ₹ Lac)**

Scheme Code	Sub-head/Scheme	Estimates of Expenditure 2017-18 (Eligible Portion)	SCSP 2017-18			Estimates of Expenditure 2018-19 (Eligible Portion)	SCSP 2018-19	
			Estimates of SCSP Expenditure	Anticipated SCSP Expenditure	%age of col. 4 to col. 3		Estimates of SCSP Expenditure	%age of col. 8 to col. 7
1	2	3	4	5	6	7	8	9
WCD-06	Attendance scholarship to handicapped girl students in rural area	100.00	50.00	77.00	50	58.00	29.00	50
WCD-10	Awareness programme for Domestic Violence Act -2005	10.00	5.00	0.00	50	0.00	0.00	-
WCD-12	Distribution of sterilized sanitary pads to rural women	2166.00	1083.00	0.00	50	0.00	0.00	-
WCD-14	Beti Bacho Beti Padho Campaign 100% Gol (Direct release by GOI to AD w.e.f. July 2017)	1100.00	550.00	0.00	50	0.00	0.00	-
WCD-17	Distribution of Gas Stoves to beneficiaries by Government of Punjab under Pradhan Mantri Ujjwala Yojana (PMUY) scheme.	1.00	0.50	0.00	50	0.00	0.00	-
CS(WCD)-17	Universalization of Women Helpline (100%-Gol)	-	-	-	< 50%	95.00	47.50	50
CS(WCD)-19	Mahila Shakti Kendra (MSK)	0.00	0.00	32.79	-	110.00	55.00	50
	<b>Block Grant(s)</b>							
BG-5 (WCD)-04(i)	Bebe Nanki Ladli Beti Kalyan Scheme-measures to improve Adverse Sex ratio	2000.00	1000.00	0.00	50	0.00	0.00	-
	<b>CSS-Other schemes</b>							
CS(WCD)-08	Establishment of State Resource Centre for Women under National Mission for Empowerment of Women (100% Gol) now (60:40)	20.00	10.00	5.20	50	20.00	10.00	50
CS(WCD)-02	Pradhan Mantri Matru Vandana Yojana (PMMVY) (60:40) (Previously: Maternity Benefit Programme) (Direct Release by Gol to AD w.e.f. september 2017.)	702.60	386.43	386.43	55	4676.00	2338.00	50

**STATEMENT - IX**  
**SCHEDULED CASTES SUB PLAN 2018-19**  
**Scheme-wise Estimates and Expenditure**  
**(Schemes having SCSP component from 50% to less than 100%)**

( ₹ Lac)

Scheme Code	Sub-head/Scheme	Estimates of Expenditure 2017-18 (Eligible Portion)	SCSP 2017-18			Estimates of Expenditure 2018-19 (Eligible Portion)	SCSP 2018-19	
			Estimates of SCSP Expenditure	Anticipated SCSP Expenditure	%age of col. 4 to col. 3		Estimates of SCSP Expenditure	%age of col. 8 to col. 7
1	2	3	4	5	6	7	8	9
WCD-01	Integrated Child Protection Scheme (ICPS)	2000.00	1100.00	176.01	55	2000.00	1100.00	55
	<b>Total (State Level)</b>	<b>139499.60</b>	<b>69884.93</b>	<b>84943.33</b>	<b>50</b>	<b>170359.00</b>	<b>85279.50</b>	<b>50</b>
	<b>District Level Schemes</b>							
	<b>CSS--Flagship schemes</b>							
SSW(D)-01	National Social Assistance Programme (ACA) 100% GoI							
SSW(D)-01(i)	Indira Gandhi National Old Age Pension	5400.00	2970.00	459.00	55	5400.00	2970.00	55
SSW(D)-01(ii)	National Family Benefit Scheme	600.00	330.00	62.40	55	600.00	330.00	55
SSW(D)-01(iii)	Indira Gandhi National Widow Pension Scheme	750.00	412.50	162.50	55	750.00	412.50	55
SSW(D)-01(iv)	Indira Gandhi National Disabled Pension	400.00	220.00	12.35	55	400.00	220.00	55
	<b>Total (District level)</b>	<b>7150.00</b>	<b>3932.50</b>	<b>696.25</b>	<b>55</b>	<b>7150.00</b>	<b>3932.50</b>	<b>55</b>
	<b>Total (State + District)</b>	<b>146649.60</b>	<b>73817.43</b>	<b>85639.58</b>	<b>50</b>	<b>177509.00</b>	<b>89212.00</b>	<b>50</b>
	<b>NUTRITION</b>							
	<b>District Level Scheme</b>							
NT(D)-03	Nutrition (Kishori Shakti Yojana)	200.00	140.00	33.27	70	50.00	35.00	70
NT(D)-08	NABARD Aided Project for Construction of Buildings of Anganwadi Centres in the State (85:15) (NABARD:State Government)	1000.00	700.00	0.00	70	1000.00	700.00	70
	<b>CSS-Flagship Schemes</b>							
	<b>Integrated Child Development Services</b>							
NT(D)-01	Nutrition ICDS (50% of Actual Expenditure Reimbursed by GoI) (50:50) (SNP)	16000.00	11200.00	7700.00	70	14000.00	9800.00	70
NT(D)-04 (I)	Construction of Buildings of Anganwadi Centres under Re-structured ICDS Scheme (60:40)	3000.00	2100.00	57.75	70	1180.00	826.00	70

**STATEMENT - IX**  
**SCHEDULED CASTES SUB PLAN 2018-19**  
**Scheme-wise Estimates and Expenditure**  
**(Schemes having SCSP component from 50% to less than 100%)**

( ₹ Lac)

Scheme Code	Sub-head/Scheme	Estimates of Expenditure 2017-18 (Eligible Portion)	SCSP 2017-18			Estimates of Expenditure 2018-19 (Eligible Portion)	SCSP 2018-19	
			Estimates of SCSP Expenditure	Anticipated SCSP Expenditure	%age of col. 4 to col. 3		Estimates of SCSP Expenditure	%age of col. 8 to col. 7
1	2	3	4	5	6	7	8	9
	<b>CSS-Other scheme</b>							
NT(D)-02	Scheme for Adolescent Girls (SAG) (Previously: Rajiv Gandhi Scheme for Empowerment of Adolescent Girls (RGSEAG)-SABLA (SNP 50:50) Training (60:40))	2005.20	1403.79	690.64	70	655.00	458.50	70
NT(D)-09	National Creche Scheme for the Children of Working Mothers (60:40)	-	-	-	< 50%	80.28	56.18	70
NT(D)-10	Construction of Anganwari Centre Buildings under MGNREGA in covergence Integrated Child Development Scheme 60:40	0.00	0.00	0.00	-	2000.00	1400.00	70
	<b>Total</b>	<b>22205.20</b>	<b>15543.79</b>	<b>8481.66</b>	<b>70</b>	<b>18965.28</b>	<b>13275.68</b>	<b>70</b>
	<b>LABOUR &amp; LABOUR WELFARE</b>							
	<b>Labour</b>							
LW-01	Rehabilitation of bonded labourers (50:50) (converted into 100% CSS from 2017-18)	220.00	110.00	11.20	50	220.00	110.00	50
LW-04	Child Labour-Rehabilitation Fund	50.00	25.00	0.50	50	42.00	21.00	50
	<b>Total</b>	<b>270.00</b>	<b>135.00</b>	<b>11.70</b>	<b>50</b>	<b>262.00</b>	<b>131.00</b>	<b>50</b>
	<b>Grand Total</b>	<b>409984.81</b>	<b>249429.64</b>	<b>203394.61</b>	<b>61</b>	<b>419149.40</b>	<b>245425.70</b>	<b>59</b>

**STATEMENT - X**  
**SCHEDULED CASTES SUB PLAN 2018-19**  
**Scheme-wise Estimates and Expenditure**  
**Exclusive Schemes for the Benefit of Scheduled Castes**

( ₹ Lac)

Scheme Code	Sub-head/Scheme	SCSP 2017-18		Estimates of Expenditure 2018-19 (Eligible Portion)			SCSP 2018-19			
		Estimates of SCSP Expenditure	Anticipated Expenditure	Estimates of SCSP Expenditure			Capital Content out of Col. 10			
				CS	SS	Total		CS	SS	Total
1	2	3	4	5	6	7	8	9	10	11
<b>I</b>	<b>DAIRY DEVELOPMENT</b>									
DD-05	Promotion of Dairy farming as livelihood for SC beneficiaries	50.00	15.00	0.00	50.00	50.00	0.00	50.00	50.00	0.00
	<b>Total (I)</b>	<b>50.00</b>	<b>15.00</b>	<b>0.00</b>	<b>50.00</b>	<b>50.00</b>	<b>0.00</b>	<b>50.00</b>	<b>50.00</b>	<b>0.00</b>
	<b>RURAL DEVELOPMENT</b>									
<b>II</b>	<b>Other Rural Development Programme</b>									
RDO(S)-21	Modernisation and improvement of the villages where SC population is more than 34 to 50 percent	1.00	0.00	0.00	0.00	0.00	0.00	0.00	0.00	0.00
	<b>Total (II)</b>	<b>1.00</b>	<b>0.00</b>	<b>0.00</b>	<b>0.00</b>	<b>0.00</b>	<b>0.00</b>	<b>0.00</b>	<b>0.00</b>	<b>0.00</b>
<b>III</b>	<b>INDUSTRY AND MINERALS</b>									
	<b>New scheme</b>									
VSI-23	State scheme for awareness and Entrepreneurship Development to promote SC/STs under Stand up India Project	55.00	55.00	0.00	55.00	55.00	0.00	55.00	55.00	0.00
	<b>Total (III)</b>	<b>55.00</b>	<b>55.00</b>	<b>0.00</b>	<b>55.00</b>	<b>55.00</b>	<b>0.00</b>	<b>55.00</b>	<b>55.00</b>	<b>0.00</b>
<b>IV</b>	<b>GENERAL EDUCATION</b>									
	<b>Secondary Education</b>									
EDS-31	Provision of education Facilities to the children of SC working as agricultural labourers	1.00	0.00	0.00	0.00	0.00	0.00	0.00	0.00	0.00
	<b>Total (IV)</b>	<b>1.00</b>	<b>0.00</b>	<b>0.00</b>	<b>0.00</b>	<b>0.00</b>	<b>0.00</b>	<b>0.00</b>	<b>0.00</b>	<b>0.00</b>
<b>V</b>	<b>WELFARE OF SCs</b>									
	<b>State Level Schemes</b>									
WSC-03	Houses to Houseless SCs in Rural & Urban Areas	7000.00	0.00	0.00	0.00	0.00	0.00	0.00	0.00	0.00
WSC-05(i)	Attendance scholarship to SC Primary girl students	800.00	1.00	0.00	916.65	916.65	0.00	916.65	916.65	0.00
WSC-07	New Courses/Vocational Training in ITIs for SC Students (Staff expenditure, scholarship to SC students etc.)	900.00	0.00	0.00	0.00	0.00	0.00	0.00	0.00	0.00

**STATEMENT - X**  
**SCHEDULED CASTES SUB PLAN 2018-19**  
**Scheme-wise Estimates and Expenditure**  
**Exclusive Schemes for the Benefit of Scheduled Castes**

( ₹ Lac)

Scheme Code	Sub-head/Scheme	SCSP 2017-18		Estimates of Expenditure 2018-19 (Eligible Portion)			SCSP 2018-19			
		Estimates of SCSP Expenditure	Anticipated Expenditure	Estimates of SCSP Expenditure			Capital Content out of Col. 10			
				CS	SS	Total		CS	SS	Total
1	2	3	4	5	6	7	8	9	10	11
WSC-09(i)	Ashirwad to SC Girls/Widows/ Divorcees and the Daughters of Widows at the time of their marriages	13000.00	7858.89	0.00	10000.00	10000.00	0.00	10000.00	10000.00	0.00
WSC-10	Assistance to NGOs, Trusts and other Social Institutions for Solemnizing Mass Marriages for SC couples	100.00	0.00	0.00	0.00	0.00	0.00	0.00	0.00	0.00
WSC-12	Construction of Building for the Welfare Department at the State Head Quarter (Now 50:50)	2.00	0.00	1.00	1.00	2.00	1.00	1.00	2.00	2.00
WSC-50	Loan waiver scheme for PSCFC	1766.00	1818.45	0.00	1818.45	1818.45	0.00	1818.45	1818.45	0.00
	<b>CSS-Other schemes</b>									
CS(WSC)-05/01-34-	Scholarship for Post Matric Students for Scheduled Castes (100% GoI, over and above committed liability of State Government) (Shifted from Non Plan)	56000.00	12124.26	73921.00	6079.00	80000.00	73921.00	6079.00	80000.00	0.00
CS(WSC)-02	Babu Jagjivan Ram Chhatrawas Yojana-Construction of Hostels for SC Girls in Schools/Colleges (100% GoI)	1000.00	1000.00	1000.00	0.00	1000.00	1000.00	0.00	1000.00	1000.00
CS(WSC)-05/03-33	Babu Jagjivan Ram Chhatrawas Hostels for SC Boys & Girls in Schools & Colleges. (50:50) (GoI:GoP) (Shifted from Non Plan)	200.00	2.00	1.00	1.00	2.00	1.00	1.00	2.00	2.00
CS(WSC)-06/10-50	Implementation of Protection of Civil Rights Act - 1955 and the Scheduled Caste & the Scheduled Tribes (Prevention of Atrocities Act 1989) (Shifted from Non Plan) (50:50)	500.00	731.04	500.00	500.00	1000.00	500.00	500.00	1000.00	0.00
WSC-01	Share Capital Contribution to PSCFC (State Share 51% & GoI 49%)	1889.00	1121.00	1347.00	542.00	1889.00	1347.00	542.00	1889.00	1889.00
CS(WSC)-04	Pre-Matric Scholarship for Scheduled Caste Students Studying in Class ixth and xth (100% GOI)	70.00	1938.35	4642.00	0.00	4642.00	4642.00	0.00	4642.00	0.00

**STATEMENT - X**  
**SCHEDULED CASTES SUB PLAN 2018-19**  
**Scheme-wise Estimates and Expenditure**  
**Exclusive Schemes for the Benefit of Scheduled Castes**

( ₹ Lac)

Scheme Code	Sub-head/Scheme	SCSP 2017-18		Estimates of Expenditure 2018-19 (Eligible Portion)			SCSP 2018-19			
		Estimates of SCSP Expenditure	Anticipated Expenditure	Estimates of SCSP Expenditure			Capital Content out of Col. 10			
				CS	SS	Total		CS	SS	Total
1	2	3	4	5	6	7	8	9	10	11
CS(WSC)-07	Upgradation of Merit of SC Students (100% Gol)	71.00	0.00	1.00	0.00	1.00	1.00	0.00	1.00	0.00
CS(WSC)-53	Pradhan Mantri Adarsh Gram Yojana (PMAGY) in SC Villages (50:50)	1000.00	1742.00	1610.00	1050.00	2660.00	1610.00	1050.00	2660.00	2660.00
	<b>Total (State Level)</b>	<b>84298.00</b>	<b>28336.99</b>	<b>83023.00</b>	<b>20908.10</b>	<b>103931.10</b>	<b>83023.00</b>	<b>20908.10</b>	<b>103931.10</b>	<b>5553.00</b>
	<b>District Level Schemes</b>									
WSC(D)-01	Construction of Dr. B.R. Ambedkar Bhawans and their operation	2825.00	1.00	0.00	101.00	101.00	0.00	101.00	101.00	1.00
WSC(D)-02	Award to SC Sports Students (6-12 classes)	25.00	5.86	0.00	25.00	25.00	0.00	25.00	25.00	0.00
	<b>Total (District Level)</b>	<b>2850.00</b>	<b>6.86</b>	<b>0.00</b>	<b>126.00</b>	<b>126.00</b>	<b>0.00</b>	<b>126.00</b>	<b>126.00</b>	<b>1.00</b>
	<b>Total (V)(State + District)</b>	<b>87148.00</b>	<b>28343.85</b>	<b>83023.00</b>	<b>21034.10</b>	<b>104057.10</b>	<b>83023.00</b>	<b>21034.10</b>	<b>104057.10</b>	<b>5554.00</b>
<b>VI</b>	<b>LABOUR &amp; LABOUR WELFARE</b>									
	<b>Industrial Training</b>									
ITI-07	Provision of Free Text Books and Tool Kits to the Scheduled Castes	100.00	1.00	0.00	100.00	100.00	0.00	100.00	100.00	0.00
	<b>Total (VI)</b>	<b>100.00</b>	<b>1.00</b>	<b>0.00</b>	<b>100.00</b>	<b>100.00</b>	<b>0.00</b>	<b>100.00</b>	<b>100.00</b>	<b>0.00</b>
	<b>Grand Total (I to VI)</b>	<b>87355.00</b>	<b>28414.85</b>	<b>83023.00</b>	<b>21239.10</b>	<b>104262.10</b>	<b>83023.00</b>	<b>21239.10</b>	<b>104262.10</b>	<b>5554.00</b>

## **PART-III**

# **BASIC DATA FOR SCs IN PUNJAB**



**Table –1**

**LIST OF SCHEDULED CASTES IN PUNJAB**

In Punjab, 38 castes have been listed in the Scheduled Castes and Scheduled Tribe Amendment Act, 1976 (No.108, Dated 18<sup>th</sup> September, 1976) of the Ministry of Home Affairs, New Delhi. Now vide notification Amendment Act 31 of 2007 –(w.e.f. 29-8-2007) issued by the Ministry of Law and Justice, Mahatam, Rai Sikh has been inserted as 39<sup>th</sup> caste in Scheduled Castes list of Punjab. No Tribe has been scheduled in the State under the Presidential Orders. Following Castes are Scheduled Castes in the State of Punjab: -

<b>S.No.</b>	<b>Castes</b>	<b>S.No.</b>	<b>Castes</b>
1	Ad-dharmi	30	Gagra
2	Od	31	Khatik
3	Pasi	32	Kori-Koli
4	Parna	33	Marija,Marecha
5	Pherera	34	Mazhabi, Mazhabi Sikh.
6	Sanhai	35	Megh
7	Sansi, Bhedkut, Manesh	36	Nat
8	Sansoi	37	Sanhal
9	Sapala	38	Mochi
10	Sarera	39	Mahatam, Rai Sikh
11	Sikligar		
12	Ganadhila, Gadeil		
13	Kabirpanthi, Julaha		
14	Sirkiband		
15	Balmiki, Chura, Bhangi		
16	Bangali		
17	Barar, Burar or Berar		
18	Batwal		
19	Bauria, Bewaria		
20	Bazigar		
21	Bhanjara		
22	Chamar, Jatia Chamar, Rehgar, Raigar, Ramdasi , Ravidasi, Ramdasia, Ramdasia Sikh, Ravidasia, Ravidasia Sikh,		
23	Chanal		
24	Dagi		
25	Darain		
26	Deha,Dhaya,Dhea		
27	Dhanak		
28	Dhogri,Dhangri,Siggi		
29	Dumna,Mahasha,Doom		

**Table –2**

**POPULATION AND DECENNIAL GROWTH IN PUNJAB /  
INDIA FROM 1981 TO 2011**

<b>Particulars</b>	<b>1981</b>	<b>1991</b>	<b>2001</b>	<b>2011</b>
<b>1</b>	<b>2</b>	<b>3</b>	<b>4</b>	
<b>Punjab</b>				
Total Population	1,67,83,915	2,02,81,969	2,43,58,999	2,77,43,338
Scheduled Castes Population	45,11,703	57,42,528	70,28,723	88,60,179
Percentage of Scheduled Castes Population to total Population	26.90	28.31	28.85	31.94
<b>India</b>				
Total Population	66,52,87,849	84,63,82,688	1,02,86,10,328	1,21,05,69,573
Scheduled Castes Population	10,47,54,623	13,82,23,277	166635700	20,13,78,086
Percentage of Scheduled Castes Population to total Population	15.73	16.32	16.20	16.60
<b>Decennial Growth Rate of Punjab (in %age)</b>				
Total Population	23.89	20.80	20.10	13.89
Scheduled Castes Population	34.74	27.28	22.39	26.06
<b>Decennial Growth Rate of India (in %age)</b>				
Total Population	25.00	23.85	21.53	17.70
Scheduled Castes Population	30.95	31.99	20.55	20.85

Source : Census 2011

**Table-3**

**RURAL AND URBAN SC VIS-À-VIS TOTAL POPULATION**

( in Lac)

<b>Sr. No.</b>	<b>Item</b>	<b>Total</b>	<b>SC</b>	<b>%age of col. 4 to col.3</b>
<b>1</b>	<b>2</b>	<b>3</b>	<b>4</b>	<b>5</b>
1.	Rural	173.44 (62.52%)	64.97 (73.33%)	34.45
2	Urban	103.99 (37.48%)	26.63 (26.67%)	22.72
	<b>Total</b>	<b>277.43</b>	<b>88.60</b>	<b>31.94</b>

Source : Census 2011

**Table-4****DISTRICT WISE DETAIL OF TOTAL POPULATION AND SC POPULATION**

<b>Sr. No.</b>	<b>District</b>	<b>Total Population</b>	<b>SC Population</b>	<b>Percentage ( col.4 to col.3)</b>
<b>1</b>	<b>2</b>	<b>3</b>	<b>4</b>	<b>5</b>
1	Amritsar	2490656	770864	30.95
2	Barnala	595527	192001	32.24
3	Bathinda	1388525	450473	32.44
4	Faridkot	617508	240328	38.92
5	Fatehgarh Sahib	600163	192493	32.07
6	Firozpur	2029074	855726	42.17
7	Gurdaspur	2298323	580576	25.26
8	Hoshiarpur	1586625	557504	35.14
9	Jalandhar	2193590	854444	38.95
10	Kapurthala	815168	276707	33.94
11	Ludhiana	3498739	923358	26.39
12	Mansa	769751	258878	33.63
13	Moga	995746	363417	36.50
14	Sri Muktsar Sahib	901896	381554	42.31
15	SBS Nagar	612310	260284	42.51
16	Patiala	1895686	465359	24.54
17	Rupnagar	684627	180905	26.42
18	S.A.S. Nagar	994628	216231	21.73
19	Sangrur	1655169	461609	27.87
20	Taran Tarn	1119627	377468	33.71
	<b>Total</b>	<b>27743338</b>	<b>8860179</b>	<b>31.94</b>

**Source: Census 2011**

**Table -5**

**DISTRICT-WISE RURAL AND URBAN POPULATION OF SCHEDULED CASTES**

Sr. No.	District	Scheduled Caste Population						Total Population	%age of SC Population to Total Population
		Rural			Urban				
		Total	Male	Female	Total	Male	Female		
<b>1</b>	<b>2</b>	<b>3</b>	<b>4</b>	<b>5</b>	<b>6</b>	<b>7</b>	<b>8</b>	<b>9</b>	<b>10</b>
1	Amritsar	464984	244254	220730	305880	161723	144157	770864	30.95
2	Barnala	133435	70636	62799	58566	30933	27633	192001	32.24
3	Bathinda	321533	169244	152289	128940	67692	61248	450473	32.44
4	Faridkot	171199	90303	80896	69129	36264	32865	240328	38.92
5	Fatehgarh Sahib	154570	81690	72880	37923	20192	17731	192493	32.07
6	Firozpur	709922	369036	340886	145804	76425	69379	855726	42.17
7	Gurdaspur	435930	228541	207389	144646	76353	68293	580576	25.26
8	Hoshiarpur	465037	236295	228742	92467	48027	44440	557504	35.14
9	Jalandhar	515342	264466	250876	339102	177658	161444	854444	38.95
10	Kapurthala	212013	110167	101846	64694	33734	30960	276707	33.94
11	Ludhiana	559471	294159	265312	363887	193680	170207	923358	26.39
12	Mansa	217553	114644	102909	41325	21667	19658	258878	33.63
13	Moga	307098	162624	144474	56319	29794	26525	363417	36.50
14	Sri Muktsar Sahib	295179	155136	140043	86375	45337	41031	381554	42.31
15	SBS Nagar	212889	108494	104395	47395	24541	22854	260284	42.51

Sr. No.	District	Scheduled Caste Population						Total Population	%age of SC Population to Total Population
		Rural			Urban				
		Total	Male	Female	Total	Male	Female		
1	2	3	4	5	6	7	8	9	10
16	Patiala	348587	183424	165163	116772	61079	55693	465359	24.54
17	Rupnagar	138597	72349	66248	42308	21985	20323	180905	26.42
18	S.A.S. Nagar	132713	70327	62386	83518	44056	39462	216231	21.73
19	Sangrur	361376	191723	169653	100233	52508	47725	461609	27.88
20	Taran Tarn	339558	178817	160741	37910	19898	18012	377468	33.71
	<b>Total</b>	<b>6496986 (73.33%)</b>	<b>3396329</b>	<b>3100657</b>	<b>2363193 (26.67%)</b>	<b>1243546</b>	<b>1119647</b>	<b>8860179</b>	<b>31.94</b>

Figures in the brackets represents the %age with total SC population

Source : Census 2011

**Table -6**

**SC Households vis-à-vis total households in Punjab State**

(No.)				
Area	House Condition	Total Households	SC households	%age of Col. 4 to Col. 3
1	2	3	4	5
<b>Total</b>	<b>Total</b>	<b>54,09,699</b>	<b>18,66,878</b>	<b>34.51</b>
	Good	26,98,009	6,24,392	23.14
	Livable	23,52,081	10,29,335	43.76
	Dilapidated	3,59,609	2,13,151	59.27
<b>Rural</b>	<b>Total</b>	<b>33,15,632</b>	<b>13,02,197</b>	<b>39.27</b>
	Good	14,97,764	3,92,070	26.18
	Livable	15,68,078	7,51,795	47.94
	Dilapidated	2,49,790	1,58,332	63.39
<b>Urban</b>	<b>Total</b>	<b>20,94,067</b>	<b>5,64,681</b>	<b>26.97</b>
	Good	12,00,245	2,32,322	19.36
	Livable	7,84,003	2,77,540	35.40
	Dilapidated	1,09,819	54,819	49.92

Source : Census 2011

**Table -6-A**

**SC Households in Punjab vis-à-vis total SC households in India**

(No.)

Area	Condition of houses	SC households in India	SC households in Punjab	%age of Col. 4 to Col. 3
1	2	3	4	5
<b>Total</b>	<b>Total</b>	<b>4,42,26,917</b>	<b>18,66,878</b>	<b>4.22</b>
	Good	1,90,13,387	6,24,392	3.28
	Livable	2,16,49,238	10,29,335	4.75
	Dilapidated	35,64,292	2,13,151	5.98
<b>Rural</b>	<b>Total</b>	<b>3,29,19,665</b>	<b>13,02,197</b>	<b>3.96</b>
	Good	1,26,50,937	3,92,070	3.10
	Livable	1,73,09,458	7,51,795	4.34
	Dilapidated	29,59,270	1,58,332	5.35
<b>Urban</b>	<b>Total</b>	<b>1,13,07,252</b>	<b>5,64,681</b>	<b>4.99</b>
	Good	63,62,450	2,32,322	3.65
	Livable	43,39,780	2,77,540	6.40
	Dilapidated	6,05,022	54,819	9.06

**Source : Census 2011**



**Table -7**

**GENERAL VIZ-A-VIZ SC FAMILIES (RURAL AND URBAN) BELOW THE POVERTY LINE IN PUNJAB**

Sr. No	Families	Total families (in lac) *			Below Poverty Line families @ (in lac)			% age of BPL families to the total families (Col. 8 to Col. 5)
		Rural	Urban	Total	Rural	Urban	Total	
1	2	3	4	5	6	7	8	9
I	Non SC families	19.24	11.70	30.94	1.10	0.92	2.02	6.53
II	SC families	9.49	3.05	12.54	2.34	0.87	3.21	25.60
	<b>Total</b>	<b>28.73</b>	<b>14.75</b>	<b>43.48</b>	<b>3.44</b>	<b>1.79</b>	<b>5.23</b>	<b>12.03</b>

**Source :** \* Census 2001, @ Rural Development Deptt. (2002) and SUDA (2004), Punjab

**Table -8**  
**NUMBER AND AREA OF OPERATIONAL HOLDINGS WITH**  
**SCHEDULED CASTES**

Sr. No.	Size class (In hac)		No. of operational holdings				Area operated (in hac)			
			individual	joint	Instit- utional	Total	individual	joint	Instit- utional	Total
1	2		3	4	5	6	7	8	9	10
1	Below 0.5	M	13533	0	0	13533	4260.15	0.00	0.00	4260.15
		F	289	0	0	289	87.38	0.00	0.00	87.38
		T	13822	0	0	13822	4347.53	0.00	0.00	4347.53
2	(0.5-1.0)	M	12019	15	0	12034	8855.61	10.99	0.00	8866.60
		F	189	0	0	189	148.69	0.00	0.00	148.69
		T	12208	15	0	12223	9004.30	10.99	0.00	9015.29
<b>Marginal</b>		M	25552	15	0	25567	13115.76	10.99	0.00	13126.75
		F	478	0	0	478	236.07	0.00	0.00	236.07
		T	26030	15	0	26045	13351.83	10.99	0.00	13362.82
3	(1.0-2.0)	M	14065	15	0	14080	18870.57	20.10	0.00	18890.67
		F	160	0	0	160	222.66	0.00	0.00	222.66
		T	14225	15	0	14240	19093.23	20.10	0.00	19113.33
<b>Small</b>		M	14065	15	0	14080	18870.57	20.10	0.00	18890.67
		F	160	0	0	160	222.66	0.00	0.00	222.66
		T	14225	15	0	14240	19093.23	20.10	0.00	19113.33
4	(2.0-3.0)	M	10547	30	0	10577	23750.69	66.64	0.00	23817.33
		F	178	0	0	178	397.49	0.00	0.00	397.49
		T	10725	30	0	10755	24148.18	66.64	0.00	24214.82
5	(3.0-4.0)	M	3232	5	0	3237	10858.73	18.20	0.00	10876.93
		F	25	0	0	25	84.62	0.00	0.00	84.62
		T	3257	5	0	3262	10943.35	18.20	0.00	10961.55
<b>Semi Medium</b>		M	13779	35	0	13814	34609.42	84.84	0.00	34694.26
		F	203	0	0	203	482.11	0.00	0.00	482.11
		T	13982	35	0	14017	35091.53	84.84	0.00	35176.37
6	(4.0-5.0)	M	3625	0	0	3625	15527.99	0.00	0.00	15527.99
		F	34	0	0	34	140.71	0.00	0.00	140.71
		T	3659	0	0	3659	15668.70	0.00	0.00	15668.70
7	(5.0-7.5)	M	3426	10	0	3436	20949.15	63.18	0.00	21012.33
		F	43	0	0	43	252.37	0.00	0.00	252.37
		T	3469	10	0	3479	21201.52	63.18	0.00	21264.70
8	(7.5-10)	M	986	0	0	986	8270.01	0.00	0.00	8270.01
		F	15	0	0	15	120.53	0.00	0.00	120.53
		T	1001	0	0	1001	8390.54	0.00	0.00	8390.54

Sr. No.	Size class (In hac)	No. of Operational Holdings				Area Operated (in hac)				
		individual	joint	Instit utional	Total	individual	joint	instit utional	Total	
1	2	3	4	5	6	7	8	9	10	
Medium	M	8037	10	0	8047	44747.15	63.18	0.00	44810.33	
	F	92	0	0	92	513.61	0.00	0.00	513.61	
	T	8129	10	0	8139	45260.76	63.18	0.00	45323.94	
9	(10-20)	M	895	5	0	900	10742.38	70.80	0.00	10813.18
		F	15	0	0	15	200.88	0.00	0.00	200.88
		T	910	5	0	915	10943.26	70.80	0.00	11014.06
10	(20.0 & Above )	M	124	0	0	124	2975.46	0.00	0.00	2975.46
		F	0	0	0	0	0.00	0.00	0.00	0.00
		T	124	0	0	124	2975.46	0.00	0.00	2975.46
Large	M	1019	5	0	1024	13717.84	70.80	0.00	13788.64	
	F	15	0	0	15	200.88	0.00	0.00	200.88	
	T	1034	5	0	1039	13918.72	70.80	0.00	13989.52	
All Classes	M	62452	80	0	62532	125060.74	249.91	0.00	125310.65	
	F	948	0	0	948	1655.33	0.00	0.00	1655.33	
	T	63400	80	0	63480	126716.07	249.91	0.00	126965.98	

Source : Agricultural Census, 2010-11

**Table-9****COMPARATIVE STATISTICS OF LITERACY RATE (1971-2011)**

	Particulars	1971	1981	1991	2001	2011
	1	2	3	4	5	6
	<b>LITERACY RATE</b>					
<b>1.</b>	<b>Punjab</b>					
A	Total	33.67	49.12	58.51	69.65	75.84
	Male	40.40	55.52	65.66	75.24	80.44
	Female	25.90	39.64	50.41	63.36	70.73
B	Scheduled Castes	16.00	23.86	41.09	56.20	64.81
	Male	22.95	33.86	49.82	63.40	70.66
	Female	8.10	16.67	31.03	48.20	58.39
<b>II</b>	<b>India :</b>					
A	Total	29.45	36.17	52.21	64.83	73.00
	Male	39.45	46.74	64.13	75.26	80.90
	Female	18.69	24.88	39.29	53.67	64.60
B	Scheduled Caste	12.77	21.38	37.41	54.68	66.10
	Male	20.04	31.12	49.91	66.64	75.20
	Female	5.06	10.93	23.76	41.90	56.46

**Source – Census 2011**

**Table-10**

**DETAIL OF TOTAL vis-à-vis SC WORKERS IN PUNJAB**

Sr. No	Type	Total				SC			
		Male	Female	Total (3+4)	%age to total workers	Male	Female	Total (7+8)	%age to total SC workers
1	2	3	4	5	6	7	8	9	10
<b>I</b>	<b>Main Workers</b>								
i.	Cultivator	1691777	112083	1803860	18.23	107715	17829	125544	3.95
ii.	Agricultural labourer	1013979	154042	1168021	11.80	698261	106312	804573	25.30
iii.	House Hold Industry	215971	84689	300660	3.04	51514	25468	76982	2.43
iv.	Others	4342904	835491	5178395	52.32	1270190	240880	1511070	47.52
	<b>Total-I</b>	<b>7264631</b>	<b>1186305</b>	<b>8450936</b>	<b>85.39</b>	<b>2127680</b>	<b>390489</b>	<b>2518169</b>	<b>79.20</b>
<b>II</b>	<b>Marginal Workers</b>								
i.	Cultivator	61582	69069	130651	1.32	10414	13187	23601	0.74
ii.	Agricultural labourer	225466	194968	420434	4.25	152186	143266	295452	9.29
iii.	House Hold Industry	33323	51977	85300	0.86	11777	16669	28446	0.89
iv.	Others	489155	320886	810041	8.18	201818	111952	313770	9.86
	<b>Total-II</b>	<b>809526</b>	<b>636900</b>	<b>1446426</b>	<b>14.61</b>	<b>376195</b>	<b>285074</b>	<b>661269</b>	<b>20.80</b>
<b>III</b>	<b>Total Workers (I+II)</b>	<b>8074157</b>	<b>1823205</b>	<b>9897362</b>	<b>100</b>	<b>2503875</b>	<b>675563</b>	<b>3179438</b>	<b>100</b>
<b>IV.</b>	<b>Non-Workers</b>	<b>6565308</b>	<b>11280668</b>	<b>17845976</b>		<b>2136000</b>	<b>3544741</b>	<b>5680741</b>	
<b>V</b>	<b>Total (III+IV)</b>	<b>14639465</b>	<b>13103873</b>	<b>27743338</b>		<b>4639875</b>	<b>4220304</b>	<b>8860179</b>	

Source: Census-2011

**Table – 11**

**DISTRICT-WISE NUMBER OF VILLAGES HAVING 40% AND MORE SCHEDULED CASTES POPULATION IN PUNJAB**

Sr. No	District	Rural Population						
		Total in habited Villages	Villages having 40% or more SC population	Villages having 50% or more SC population	Villages with 100% SC Population	Percentage (col. 4 to col 3)	Percentage (col. 5 to col 3)	Percentage (col. 6 to 3)
1.	2.	3.	4.	5.	6.	7.	8.	9.
1.	Amritsar	703	308	146	1	43.81	20.77	0.14
2.	Barnala	127	33	10	0	25.98	7.87	0
3.	Bathinda	279	89	28	0	31.89	10.04	0
4.	Faridkot	163	96	39	0	58.89	23.93	0
5.	Fatehgarh Sahib	442	177	88	0	40.05	19.91	0
6.	Ferozpur	955	517	383	12	54.14	40.10	1.26
7.	Gurdaspur	1515	329	187	4	21.72	12.34	0.26
8.	Hoshiarpur	1385	597	393	5	43.10	28.38	0.36
9.	Jalandhar	922	605	439	4	65.62	47.61	0.43
10.	Kapurthala	612	248	172	11	40.52	28.10	1.80
11.	Ludhiana	885	433	238	5	48.93	26.89	0.56
12.	Mansa	238	72	26	0	30.25	10.92	0
13.	Moga	319	146	58	3	45.77	18.18	0.94
14.	Patiala	895	235	97	0	26.26	10.84	0
15.	Rupnagar	591	156	96	6	26.40	16.24	1.02
16.	S.A.S. Nagar	403	99	52	1	24.57	12.90	0.25
17.	S.B.S Nagar	458	254	178	2	55.46	38.86	0.44
18.	Sangrur	564	130	47	0	23.05	8.33	0
19.	Sri Muktsar Sahib	233	146	77	1	62.66	33.05	0.43
20.	Tarntarn	479	129	46	2	26.93	9.60	0.42
	<b>Total</b>	<b>12168</b>	<b>4799</b>	<b>2800</b>	<b>57</b>	<b>39.43</b>	<b>23%</b>	<b>0.47%</b>

Village wise detail is available on [www.welfarepunjab.gov.in](http://www.welfarepunjab.gov.in) under the link of Directorate of SCSP.

**Source: Census-2011**

**Table-12**  
**Caste-wise Population as per Residence and Sex with in Scheduled Caste Community in Punjab.**

Sr. No.	Name of Caste	Population (Numbers)								
		Person			Male			Female		
		Total	Rural	Urban	Total	Rural	Urban	Total	Rural	Urban
1	2	3	4	5	6	7	8	9	10	11
1	Ad Dharmi	1017192	799229	217963	519947	406466	113481	497245	392763	104482
2	Balmiki, Chuhra, Bhangi	866953	521099	345854	449929	271342	178587	417024	249757	167267
3	Bangali	4690	933	3757	2436	489	1947	2254	444	1810
4	Barar, Burar, Berar	8451	1277	7174	4417	660	3757	4034	617	3417
5	Batwal, Barwala	19979	10736	9243	10473	5570	4903	9506	5166	4340
6	Bauria, Bawaria	125259	111710	13549	65107	58117	6990	60152	53593	6559
7	Bazigar	241125	190325	50800	124033	97616	26417	117092	92709	24383
8	Bhanjra	3659	2027	1632	1850	1018	832	1809	1009	800
9	Chamar, Jatia Chamar, Rehgar, Raigar, Ramdasi, Ravidasi, Ramdasia, Ramdasia Sikh, Ravidasia, Ravidasia Sikh	2078132	1450607	627525	1097815	764987	332828	980317	685620	294697
10	Chanal	97	30	67	49	13	36	48	17	31
11	Dagi	322	111	211	181	59	122	141	52	89
12	Darain	865	599	266	460	323	137	405	276	129
13	Deha, Dhaya, Dhea	10560	664	9896	5325	337	4988	5235	327	4908
14	Dhanak	89406	25650	63756	47157	13459	33698	42249	12191	30058
15	Dhogri, Dhangri, Sigg	391	112	279	207	60	147	184	52	132
16	Dumna, Mahasha, Doom	202710	134913	67797	106370	70759	35611	96340	64154	32186
17	Gagra	799	651	148	421	337	84	378	314	64
18	Gandhila, Gandil Gondola	3513	2151	1362	1825	1122	703	1688	1029	659
19	Kabirpanthi, Julaha	84711	26660	58051	44323	13851	30472	40388	12809	27579
20	Khatik	14482	1781	12701	7651	951	6700	6831	830	6001
21	Kori, koli	24921	6809	18112	13513	3578	9935	11408	3231	8177
22	Marija, Marecha	260	61	199	158	36	122	102	25	77
23	Mazhabi, Mazhabi Sikh	2633921	2152231	481690	1391552	1137275	254277	1242369	1014956	227413
24	Megh	141023	79621	61402	74331	42195	32136	66692	37426	29266

**Table-12**  
**Caste-wise Population as per Residence and Sex with in Scheduled Caste Community in Punjab.**

Sr. No.	Name of Caste	Population (Numbers)								
		Person			Male			Female		
		Total	Rural	Urban	Total	Rural	Urban	Total	Rural	Urban
25	Nat	3902	821	3081	2032	421	1611	1870	400	1470
26	Od	32061	26122	5939	16725	13621	3104	15336	12501	2835
27	Pasi	39111	13461	25650	21456	7304	14152	17655	6157	11498
28	Perna	68	27	41	38	14	24	30	13	17
29	Pherera	80	45	35	47	23	24	33	22	11
30	Sanhai	359	141	218	191	75	116	168	66	102
31	Sanhal	1538	1415	123	831	763	68	707	652	55
32	Sansi, Bhedkut, Manesh	122201	89244	32957	62889	45902	16987	59312	43342	15970
33	Sansoi	456	134	322	246	66	180	210	68	142
34	Sapela	5872	1317	4555	2997	674	2323	2875	643	2232
35	Sarera	14419	12393	2026	7433	6372	1061	6986	6021	965
36	Sikligar	11807	2859	8948	6219	1489	4730	5588	1370	4218
37	Sirkiband	57555	17914	39641	30246	9372	20874	27309	8542	18767
38	Mochi	8763	581	8182	4585	308	4277	4178	273	3905
39	Mahatam, Rai Sikh	516695	498660	18035	265553	255929	9624	251142	242731	8411
	<b>Generic Castes</b> (Anusuchit jati etc.)	471871	311865	160006	248857	163376	85481	223014	148489	74525
	<b>TOTAL</b>	<b>8860179</b>	<b>6496986</b>	<b>2363193</b>	<b>4639875</b>	<b>3396329</b>	<b>1243546</b>	<b>4220304</b>	<b>3100657</b>	<b>1119647</b>

Source: Census-2011



Table-13

## Caste-wise Literacy rate as per Residence and Sex with in Scheduled Caste Community in Punjab.

Sr. No.	Name of Caste	Literacy Rate								
		Person			Male			Female		
		Total	Rural	Urban	Total	Rural	Urban	Total	Rural	Urban
1	2	3	4	5	6	7	8	9	10	11
1	Ad Dharmi	81.5	81.3	82.2	87.2	87.3	87.1	75.5	75.2	76.9
2	Balmiki, Chuhra, Bhangi	65.9	64.5	68.0	71.5	69.8	74.0	59.9	58.7	61.7
3	Bangali	35.6	25.4	38.1	39.7	32.8	41.6	31.0	16.7	34.4
4	Barar, Burar, Berar	69.1	59.4	70.8	75.4	64.1	77.4	62.2	54.2	63.5
5	Batwal, Barwala	73.1	73.5	72.6	79.3	80.4	78.1	66.2	66.0	66.4
6	Bauria, Bawaria	43.3	44.0	37.1	51.2	52.0	44.3	34.8	35.5	29.4
7	Bazigar	57.0	56.3	59.4	67.1	66.5	69.1	46.4	45.7	49.0
8	Bhanjra	76.9	74.9	79.4	81.7	81.5	82.0	71.9	68.1	76.6
9	Chamar, Jatia Chamar, Rehgar, Raigar, Ramdasi, Ravidasi, Ramdasia, Ramdasia Sikh, Ravidasia, Ravidasia Sikh	72.8	70.5	78.0	78.6	76.4	83.6	66.2	63.8	71.7
10	Chanal	86.2	82.8	87.9	95.5	91.7	96.9	76.7	76.5	76.9
11	Dagi	72.6	72.4	72.7	78.3	80.8	77.1	65.3	63.0	66.7
12	Darain	79.2	72.9	92.7	85.7	81.6	95.2	71.9	62.4	90.2
13	Deha, Dhaya, Dhea	19.6	20.7	19.5	23.2	23.3	23.2	15.8	17.9	15.7
14	Dhanak	55.0	51.0	56.6	61.7	57.1	63.6	47.4	44.2	48.7
15	Dhogri, Dhangri, Sigg	49.1	41.6	51.9	55.8	44.7	60.2	41.9	38.1	43.4
16	Dumna, Mahasha, Doom	73.4	73.5	73.4	79.3	79.8	78.4	67.0	66.6	67.8
17	Gagra	34.3	28.9	57.9	43.2	37.8	64.3	24.3	19.4	49.0
18	Gandhila, Gandil Gondola	45.1	45.7	44.0	55.1	58.4	49.7	34.4	32.2	37.9
19	Kabirpanthi, Julaha	79.8	80.6	79.4	84.1	85.4	83.5	75.1	75.5	74.9
20	Khatik	71.6	64.0	72.6	79.1	71.8	80.1	63.1	55.2	64.2
21	Kori, koli	63.2	54.4	66.4	70.5	61.2	73.8	54.4	46.7	57.3
22	Marija, Marecha	59.6	51.0	62.1	60.1	48.4	63.6	58.6	55.0	59.7
23	Mazhabi, Mazhabi Sikh	54.5	53.2	60.5	59.3	58.0	65.3	49.1	47.7	55.3
24	Megh	69.8	62.1	79.3	76.0	70.0	83.5	62.9	53.2	74.7

Table-13

Caste-wise Literacy rate as per Residence and Sex with in Scheduled Caste Community in Punjab.

Sr. No.	Name of Caste	Literacy Rate								
		Person			Male			Female		
		Total	Rural	Urban	Total	Rural	Urban	Total	Rural	Urban
25	Nat	18.6	35.0	14.1	22.5	40.1	17.8	14.4	29.7	10.1
26	Od	47.2	46.1	51.8	55.9	55.4	58.4	37.7	36.2	44.6
27	Pasi	57.4	53.6	59.4	64.9	61.6	66.5	48.1	43.9	50.3
28	Perna	63.9	66.7	62.2	65.7	66.7	65.2	61.5	66.7	57.1
29	Pherera	48.6	18.4	84.4	68.2	35.0	95.8	15.4	0.0	50.0
30	Sanhai	45.6	49.1	43.4	58.1	62.3	55.3	31.1	33.3	29.6
31	Sanhal	60.0	58.5	77.6	69.5	68.0	85.2	49.2	47.7	67.4
32	Sansi, Bhedkut, Manesh	50.3	53.7	40.9	57.8	61.4	48.0	42.5	45.7	33.5
33	Sansoi	63.3	63.8	63.1	74.4	75.5	74.0	50.6	51.9	50.0
34	Sapela	15.5	15.4	15.6	18.5	18.9	18.4	12.3	11.6	12.6
35	Sarera	84.8	85.3	82.3	89.5	90.0	86.9	80.0	80.4	77.5
36	Sikligar	34.8	31.3	36.0	39.0	34.8	40.3	30.2	27.3	31.1
37	Sirkiband	60.6	64.3	58.9	66.5	71.4	64.3	54.0	56.6	52.8
38	Mochi	50.3	53.6	50.0	57.4	59.8	57.3	42.4	46.5	42.1
39	Mahatam, Rai Sikh	55.9	55.5	66.6	65.5	65.2	73.3	45.9	45.4	58.9

Source: Census-2011

**PART-IV**

**GUIDELINES AND NOTIFICATIONS**

**GOVERNMENT OF PUNJAB  
DEPARTMENT OF WELFARE  
(DIRECTORATE OF SCHEDULED CASTES SUB PLAN)**

**Notification**

**the 10<sup>th</sup> February, 2014**

**No. RO(SCSP)-76/2014/ 712** The Governor of Punjab is pleased to issue the following guidelines regarding implementation of Scheduled Castes Sub Plan(SCSP) in the State :-

- (i) The SCSP size will be made proportionate to the percentage of SC population of the State out of the total Annual Plan allocation including the non-budgeted allocation on the pattern of the State Annual Plan.
- (ii) The SCSP funds will not be divertible but will be lapsable on the pattern of the State Annual Plan funds. The funds booked under SCSP can only be diverted by a committee under the Chairmanship of Secretary Welfare with one representative each from the finance and the planning departments. However, no diversion of SCSP funds will be made to the general sector.
- (iii) The department of welfare will be the nodal department for formulation and monitoring of the implementation of SCSP. In case of schemes exclusively meant for SCs, the implementing departments will formulate the schemes in consultation with the welfare department. However, in case of general plan schemes, the implementing departments will consult the welfare department only regarding the SCSP components of those schemes.
- (iv) The concerned implementing departments will be fully responsible for proper implementation of SCSP schemes/ components, audit and reconciliation of accounts for these schemes/components from the

Accountant General (Audit), Punjab and replies to the Punjab Vidhan Sabha/Public Accounts Committee and any other function which is required to be performed as a head of the department for implementation of plan schemes including the SCSP schemes/components.

- (v) The allocation under SCSP schemes/components included in the SCSP budgeted allocation will continue to be booked in the Minor Head-789-“SCP for SCs” below the major/sub-major head under the respective demand of the concerned implementing departments.
  - a) In case of non beneficiary oriented schemes, a portion equal to SC population (~32%) will be booked under SCSP.
  - b) In case of irrigation and agriculture departments, where SC beneficiaries are substantially less, only half of the portion equal to SC population (~16%) will be booked under SCSP.
  - c) The beneficiary oriented schemes will be further put under two categories. One, where the percentage of SCSP is less than portion equal to SC population (<32%) and the other, where the percentage will be equal or more than the portion equal to SC population (≥32%).
  - d) As per the guidelines of the Planning Commission, the expenditure incurred on the infrastructure created in the villages having 40% or more SC population, can be fully booked under SCSP expenditure. Therefore, under such schemes, 40% allocation will be booked under SCSP.
  - e) The percentages under SCSP schemes/components will be worked out by the welfare department in consultation with the departments based on historical data and future trend within the overall SCSP component determined on the basis of resources finalised by the Planning Commission, GOI/ Finance Department, Punjab.

- (vi) The concerned administrative departments will seek the concurrence of the welfare department in accordance with the instructions issued for the clearance of plan schemes by the planning department from time to time regarding the beneficiary oriented SCSP schemes/components, wherein, the direct benefit accrues to the individual or the families belonging to the Scheduled Castes. The identification of beneficiaries oriented schemes/components will be done by the welfare department in consultation with the implementing departments. However, the approval of both the general and Special Component Plan (now SCSP) will be accorded by the Punjab State Planning Board through the usual process being followed for the approval of Five Year/Annual Plans.
- (vii) The department of welfare will prepare as many schemes as possible directly benefitting the SC population. The planning department will endeavour to include as many schemes as possible in the Annual Plan with the requisite allocation.
- (viii) The department of welfare will enhance/reduce the scheme-wise/component-wise SCSP allocation in consultation with the departments within the revised plan size indicated by the finance department, Punjab at the time of finalisation of revised estimates/supplementary for the Plan Budget.
- (ix) The inclusion/deletion of SCSP schemes/components will be done by the welfare department in consultation with the departments within the revised plan size indicated by the finance department, Punjab at the time of finalisation of revised estimates/supplementary for the Plan Budget.
- (x) The prior approval, if required, for any issue relating to formulation of SCSP which is within the purview of the finance department as per Allocation of Business Rules will be obtained.

- (xi) The department of welfare, being the nodal department, in case faces any problem in formulation and monitoring the implementation of SCSP, will take necessary action in consultation with the department of planning and the department of finance

2. This supersedes the instructions issued vide No. 3/2/2003-SA-II/474, dated 11-3-2003 regarding implementation of Special Component Plan (Now SCSP) in the State on the basis of 'Maharashtra Model'

**Chandigarh**  
the, 10<sup>th</sup> February, 2014

**Anurag Agarwal, IAS**  
Secretary to Govt. of Punjab  
Department of Welfare

A copy of the above is forwarded to the followings as a member of the Cabinet Sub Committee for information.

Sd/-  
**Secretary Welfare**

To

1. Sh. Sarwan Singh Phillaur,  
Jail, Tourism, Cultural Affairs, Archives and Museums  
and Printing & Stationery Minister.
2. Sh. Adaish Partap Singh Kairon,  
Food, Civil Supplies & Consumer Affairs, Information  
and Technology and Food Processing Minister.
3. Sh. Gulzar Singh Ranike,  
Animal Husbandry & Fisheries, Dairy Development and Welfare of  
SCs, & BCs Minister.
4. Sh. Madan Mohan Mittal,  
Industries and Commerce, Technical Education and Industrial  
Training and Parliamentary Affairs Minister.
5. Sh. Parminder Singh Dhindsa,  
Finance & Planning Minister.

U.O. No. RO(SCSP)-76/2014/713-717

Dated 10 February , 2014

Endst. No. RO(SCSP)-76/2014/718

Dated 10 February , 2014

A copy of the above is forwarded to the Chief Secretary, Punjab for information

Sd/-  
**Secretary Welfare**

Endst. No. RO(SCSP)-76/2014/719

Dated 10 February , 2014

A copy of the above is forwarded to the PSCM for the kind information of the Hon'ble Chief Minister, Punjab .

Sd/-  
**Secretary Welfare**

Endst. No. RO(SCSP)-76/2014/720

Dated 10 February , 2014

A copy of the above is forwarded to the Principal Secretary, Finance w.r.t. their I.D No. 11/97/2012-5FE6/627 dated 13.12.2013 for information and necessary action .

Sd/-  
**Secretary Welfare**

Endst. No. RO(SCSP)-76/2014/721

Dated 10 February , 2014

A copy of the above is forwarded to the Principal Secretary, General Administration, Punjab w.r.t their ID No.1/15/2014-I/Cabinet/337, dated 3-2-2014 for information.

Sd/-  
**Secretary Welfare**

Endst. No. RO(SCSP)-76/2014/722

Dated 10 February , 2014

A copy of the above is forwarded to the Secretary, Planning w.r.t. their U.O No.1/10-SCSP-PSPB/RO(W)/2013/7994 dated 28.11.2013 for information and necessary action.

Sd/-  
**Secretary Welfare**

Endst. No. RO(SCSP)-76/2014/723-725

Dated February , 2014

A copy of the above is forwarded to the following for information and necessary action :-

1. Secretary, Planning Commission,  
Govt. of India, New Delhi.
2. Secretary to Govt. of India,  
Ministry of Social Justice & Empowerment,  
Shastri Bhawan, New Delhi.
3. Secretary,  
National Commission for Scheduled Castes,  
Lok Nayak Bhawan, Khan Market, New Delhi.

Sd/-  
**Secretary Welfare**



A copy of the above is forwarded to all the Financial Commissioners/Principal Secretaries/Administrative Secretaries to Govt. of Punjab for information and necessary action .

Sd/-

**Secretary Welfare**

To

All the Financial Commissioners/  
Principal Secretaries and Administrative Secretaries

U.O. No. RO(SCSP)-76/2014/726-801

Dated 10 February , 2014

Endst. No. RO(SCSP)-76/2014/802

Dated 10 February , 2014

A copy of the above is forwarded to the Director, National Commission for Scheduled Castes, State Office, Chandigarh for information and necessary action.

Sd/-

**Director (SCSP)-Cum-Joint Secretary**

Endst. No. RO(SCSP)-76/2014/803-807

Dated 10 February , 2014

A copy of the above is forwarded to all the Divisional Commissioners in the State for information and necessary action.

Sd/-

**Director (SCSP)-Cum-Joint Secretary**

Endst. No. RO(SCSP)-76/2014/808-933

Dated 10 February , 2014

A copy of the above is forwarded to all the Heads of Departments for information and necessary action.

Sd/-

**Director (SCSP)-Cum-Joint Secretary**

Endst. No. RO(SCSP)-76/2014/934-956

Dated 10 February , 2014

A copy of the above is forwarded to all the Deputy Commissioners in the State for information and necessary action.

Sd/-

**Director (SCSP)-Cum-Joint Secretary**

Endst. No. RO(SCSP)-76/2014/957

Dated 10 February , 2014

A copy along with C.D. is forwarded to the Controller, Printing & Stationery, Punjab, Chandigarh with the request to publish this notification in the Punjab State Ordinary Gazette and 200 copies of the same may kindly be supplied to this department for record.

Sd/-

**Director (SCSP)-Cum-Joint Secretary**

Endst. No. RO(SCSP)-76/2014/958

Dated 10 February , 2014

A copy of the above is forwarded to the Member Secretary, Punjab State Commission for Scheduled Castes, Chandigarh for information and necessary action.

Sd/-

**Director (SCSP)-Cum-Joint Secretary**

Endst. No. RO(SCSP)-76/2014/959-981

Dated 10 February , 2014

A copy of the above is forwarded to all the Chairmen, District Planning Committees in the State for information and necessary action.

Sd/-

**Director (SCSP)-Cum-Joint Secretary**

Endst. No. RO(SCSP)-76/2014/ 982-1004

Dated 10 February , 2014

A copy of the above is forwarded to all the Additional Deputy Commissioners (Dev)-cum-Nodal Officers (SCSP) in the State for information and necessary action.

Sd/-

**Director (SCSP)-Cum-Joint Secretary**

Endst. No. RO(SCSP)-76/2014/1005-1027

Dated 10 February , 2014

A copy of the above is forwarded to all the District Welfare Officers in the State for information and necessary action.

Sd/-

**Director (SCSP)-Cum-Joint Secretary**

**Annexure - B**

**GOVERNMENT OF PUNJAB  
DEPARTMENT OF WELFARE  
(DIRECTORATE OF SCHEDULED CASTES SUB PLAN)**

**Notification**

**the 04<sup>th</sup> January, 2017**

**No. RO(SCSP)-76/2017/99** In partial modification of the notification issued vide No. RO(SCSP)-76/2014/712, dated 10-2-2014 regarding guidelines for the implementation of Scheduled Castes Sub Plan(SCSP) in the State, the Governor of Punjab is pleased to amend the para (ii) of the said notification to implement the revised guidelines for SCSP issued by the Planning Commission (Now NITI Aayog) on 18-6-2014, as under :-

- (ii) (a) The SCSP funds will not be divertible. The funds booked under SCSP can only be diverted by a committee under the Chairmanship of Secretary Welfare with one representative each from the finance and the planning department. No diversion of SCSP funds will be made to the general sector.
- (b) SCSP funds will be lapsable on the pattern of the State Annual Plan funds. However, the shortfall in the release of SCSP schemes/ components in any financial year shall be kept in consultation with the ADs after a gap of one financial year and this allocation will be over and above the normal allocation under such schemes/ component.

**Chandigarh**  
the, 02<sup>nd</sup> January, 2017

**Kripa Shankar Saroj, IAS**  
Principal Secretary to Govt. of Punjab  
Department of Welfare

Endst. No. RO(SCSP)-76/2017/100

Dated: 04 January, 2017

A copy of the above is forwarded to the PSCM for the kind information of the Hon'ble Chief Minister, Punjab.

**Principal Secretary Welfare**

Endst. No. RO(SCSP)-76/2017/101

Dated: 04 January, 2017

A copy of the above is forwarded to the Chief Secretary, Punjab for information.

**Principal Secretary Welfare**

Endst. No. RO(SCSP)-76/2017/102

Dated: 04 January, 2017

A copy of the above is forwarded to the Additional Chief Secretary, Finance w.r.t. their I.D No. 15/126/14-5FE6/850017/1 dated 29.9.2016 for information and necessary action .

**Principal Secretary Welfare**

Endst. No. RO(SCSP)-76/2017/103

Dated: 04 January, 2017

A copy of the above is forwarded to the Principal Secretary, Planning w.r.t. their U.O No.1/20-SCSP-PSPB-YP(W)/2016/2342 dated 4.05.2016 for information and necessary action.

**Principal Secretary Welfare**

Endst. No. RO(SCSP)-76/2017/104

Dated: 04 January, 2017

A copy of the above is forwarded to the following for information and necessary action :-

1. Secretary, NITI Aayog,  
Govt. of India, New Delhi.
2. Secretary to Govt. of India,  
Ministry of Social Justice & Empowerment,  
Shastri Bhawan, New Delhi.
3. Secretary,  
National Commission for Scheduled Castes,  
Lok Nayak Bhawan, Khan Market, New Delhi.

**Principal Secretary Welfare**

A copy of the above is forwarded to all the Additional Chief Secretaries/ Financial Commissioners /Principal Secretaries/ Administrative Secretaries to Govt. of Punjab for information and necessary action.

**Principal Secretary Welfare**

To

All the Additional Chief Secretaries/ Financial Commissioners/Principal Secretaries and Administrative Secretaries

U.O. No. RO(SCSP)-76/2017/105

Dated: 04 January, 2017

Endst. No. RO(SCSP)-76/2017/106

Dated: 04 January, 2017

A copy of the above is forwarded to the Director, National Commission for Scheduled Castes, State Office, Chandigarh for information and necessary action.

**Director (SCSP)-Cum-Joint Secretary**

Endst. No. RO(SCSP)-76/2017/107

Dated: 04 January, 2017

A copy of the above is forwarded to all the Divisional Commissioners in the State for information and necessary action.

**Director (SCSP)-Cum-Joint Secretary**

Endst. No. RO(SCSP)-76/2017/108

Dated: 04 January, 2017

A copy of the above is forwarded to the Chairman, Punjab State Commission for Scheduled Castes, Chandigarh for information and necessary action.

**Director (SCSP)-Cum-Joint Secretary**

Endst. No. RO(SCSP)-76/2017/109

Dated: 04 January, 2017

A copy of the above is forwarded to all the Heads of Departments for information and necessary action.

**Director (SCSP)-Cum-Joint Secretary**

Endst. No. RO(SCSP)-76/2017/110

Dated: 04 January, 2017

A copy of the above is forwarded to all the Deputy Commissioners in the State for information and necessary action.

**Director (SCSP)-Cum-Joint Secretary**

Endst. No. RO(SCSP)-76/2017/111

Dated: 04 January, 2017

A copy along with C.D. is forwarded to the Controller, Printing & Stationery, Punjab, Chandigarh with the request to publish this notification in the Punjab State Ordinary Gazette and 200 copies of the same may kindly be supplied to this department for record.

**Director (SCSP)-Cum-Joint Secretary**

Endst. No. RO(SCSP)-76/2017/112

Dated: 04 January, 2017

A copy of the above is forwarded to all the Chairmen, District Planning Committees in the State for information and necessary action.

**Director (SCSP)-Cum-Joint Secretary**

Endst. No. RO(SCSP)-76/2017/113

Dated: 04 January, 2017

A copy of the above is forwarded to all the Additional Deputy Commissioners (Dev)-cum-Nodal Officers (SCSP) in the State for information and necessary action.

**Director (SCSP)-Cum-Joint Secretary**

Endst. No. RO(SCSP)-76/2017/114

Dated: 04 January, 2017

A copy of the above is forwarded to all the Deputy Economic and Statistical Advisers in the State for information and necessary action.

**Director (SCSP)-Cum-Joint Secretary**

Endst. No. RO(SCSP)-76/2017/115

Dated: 04 January, 2017

A copy of the above is forwarded to all the District Welfare Officers in the State for information and necessary action.

**Director (SCSP)-Cum-Joint Secretary**

**GOVERNMENT OF PUNJAB  
DEPARTMENT OF WELFARE OF SCHEDULED CASTES,  
BACKWARD CLASSES AND MINORITIES  
(DIRECTORATE OF SCHEDULED CASTES SUB PLAN)**

**Notification**

**The 20<sup>th</sup> November, 2017**

No. RO-1(SCSP)-27/2017/6193: In partial modification of the "State Level Standing Tripartite Committee" constituted vide Notification No. 3/45/99-WC-6/2386 dated 15.12.2009, Governor of Punjab is pleased to constitute a "State Level Vigilance and Monitoring Committee" to monitor the implementation of Scheduled Castes Sub Plan (SCSP) and Special Central Assistance (SCA) programme, the composition of this committee will be as given below:-

- |    |  |                  |
|----|--|------------------|
| 1  | Minister Incharge, Department of Welfare of Scheduled Castes, Backward Classes and Minorities, Punjab  | Chairperson      |
| 2  | Principal Secretary, Department of Welfare of Scheduled Castes, Backward Classes and Minorities, Punjab  | Member Secretary |
| 3  | Chairman, Punjab State Commission for Scheduled Castes   | Member           |
| 4. | Special Chief Secretary/ Additional Chief Secretary/ Financial Commissioner/ Principal Secretary/Secretary, (i) Finance, (ii) Planning, (iii) Social Security, Women and Child Development, (iv) School Education, (v) Higher Education and Languages, (vi) Technical Education and Industrial Training, (vii) Employment Generation and Training, (viii) Health and Family Welfare, (ix) Food, Civil Supplies and Consumer Affairs, (x) Rural Development and Panchayats, (xi) Animal Husbandry, Fisheries and Dairy Development. | Members          |
| 5. | Director, National Commission for Scheduled Castes, Chandigarh   | Member           |
| 6. | Director, Department of Welfare of Scheduled Castes, Backward Classes and Minorities, Punjab   | Member           |
| 7. | Four (4) non-official Scheduled Caste members to be nominated for a period of two years, out of which atleast one shall be a woman member.   | Members          |
| 8. | Director(SCSP)-cum-Joint Secretary   | Member Convener  |

## **II. Terms of Reference of this Committee**

1. The committee will appraise the status of implementation of guidelines of NITI Aayog/ Ministry of Finance/ Ministry of Social Justice and Empowerment, Government of India and the policy decisions of the State Government w.r.t. SCSP/SCA and make firm suggestions for removal of the difficulties being faced in their implementation.
2. The committee will look-after, maintain vigilance and monitor the implementation of SCSP/SCA programme.
3. The committee will monitor flow of funds (outlays, released amount, utilized amount and balance amount) under schemes of SCSP/SCA programme.
4. The committee will make necessary efforts to ensure provision of full benefits to poor Scheduled Caste people under SCSP/SCA programme.
5. The committee will examine the complaints regarding misutilization of funds or diversion of funds under SCSP/SCA programme and make recommendation for necessary action.
6. The Government will put forward the recommendations of the "District Level Vigilance and Monitoring Committees" constituted for monitoring SCSP/SCA programme, for review and suitable recommendations of this Committee, if need be.
7. The Committee will meet atleast once in a year.
8. This supersedes the Notification No. RO(SCSP)-27/2800-A dated 30<sup>th</sup> April, 2010 vide which the "State Level Review Committee" was constituted.

Sd/-

**(R. Venkat Ratnam, IAS)**

**Place: Chandigarh  
The 17<sup>th</sup> November, 2017**

**Principal Secretary to Government of Punjab,  
Department of Welfare of Scheduled Castes, Backward  
Classes and Minorities.**

**Endst. No. RO-1(SCSP)-27/2017/6194-6209**

**Dated: 20<sup>th</sup> November, 2017**

A copy of the above is forwarded to the following for information and necessary action:-

1. Minister Incharge, Department of Welfare of Scheduled Castes, Backward Classes and Minorities, Punjab.
2. Chairman, Punjab State Commission for Scheduled Castes.
3. Special Chief Secretary/ Additional Chief Secretary/ Financial Commissioner/ Principal Secretary/Secretary, Finance, Planning, Social Security, Women and Child Development, School Education, Higher Education and Languages, Technical Education and Industrial Training, Employment Generation and Training, Health and Family Welfare, Food, Civil Supplies and Consumer Affairs, Rural Development and Panchayats, Animal Husbandry, Fisheries and Dairy Development.
4. Director, National Commission for Scheduled Castes, Chandigarh.
5. Director, Department of Welfare of Scheduled Castes, Backward Classes and Minorities, Punjab.
6. Under Secretary, Department of Welfare of Scheduled Castes, Backward Classes and Minorities, Punjab.

Sd/-

**Director(SCSP)-cum-Joint Secretary**



**Government of Punjab**  
**Department of Welfare of Scheduled Castes, Backward Classes & Minorities**  
**(Directorate of Scheduled Castes Sub Plan)**

**Notification**

No. S.C.S.P.-9/2017/2610, dated 22<sup>nd</sup> May, 2017: The Governor of Punjab is pleased to constitute District Level Vigilance and Monitoring committee in each District in the State to review the implementation of the schemes under Scheduled Castes Sub Plan (SCSP) and Special Central Assistance (SCA) programmes. as under:-

- |     |  |                  |
|-----|--|------------------|
| 1.  | Chairperson, District Planning Committee of the respective district.   | Chairperson      |
| 2.  | Deputy Commissioner.   | Vice Chairman    |
| 3.  | All the members of the Punjab Vidan Sabha of the District concerned.   | Member           |
| 4.  | Director (SCSP)-cum-joint Secretary, or his representative.  | Member           |
| 5.  | District Heads of all the departments concerned with the Scheduled Castes Sub Plan (SCSP)  | Member           |
| 6.  | Chairman, Zila Prishad   | Member           |
| 7.  | Mayor, Municipal Corporation (where Municipal Corporation)   | Member           |
| 8.  | All the Presidents of the Local Bodies in the district.  | Member           |
| 9.  | Deputy Economic & Statistical Advisor of the District concerned.   | Member           |
| 10. | Concerned District Welfare Officer   | Member           |
| 11. | Five non-official SC members to be nominated by the Government, out of which at least one shall be a woman member. (The term of members will be two years)               | Member           |
| 12. | A reputed Non Government organization working for in the Welfare of SCs to be nominated by the concerned Deputy Commissioner with the approval of Department of Welfare. | Member           |
| 13. | Additional Deputy Commissioner (Dev.)  | Member Secretary |

**II. Terms and conditions of District Level Vigilance Monitoring Committee.**

1. Committee will monitor & review the Financial and Physical progress made by different implementing departments with the funds allocated to the district by implementing departments. District Level Vigilance & Monitoring Committee will send its monitoring/review report to Director(SCSP)-cum-Joint Secretary from time to time.

2. On the basis of review report, the committee will make firm suggestions for bringing about improvement in Implementation of schemes/programmes for the Welfare of SCs.
3. The Committee will formulate the development schemes related to various departments for the welfare of SCs residing in rural and urban areas of their concerned District keeping in view the felt needs of SCs and make recommendation for inclusion of these schemes in the State Plan and copy of the same will be send to Welfare Department (SCSP).
4. The Committee will meet four times in a year i.e. after the every quarter.
5. District Welfare Officer will provide Secretriare services to the member Secretary for meetings of the committee and other related work.
6. The headquarters of the district concerned will be the headquarters of the committee.
7. No TA/DA will be given to the non-official members.
8. The term of the Committee will depend upon satisfaction of the Government.

**III. This will supersede the Notification bearing No. 3/45/09RC-6/174, dated 8.1.2010.**

**Chandigarh  
Dated:19 May, 2017**

**R. Venkat Ratnam, IAS,  
Principal Secretary to Government of Punjab,  
Department of Welfare of Scheduled Castes,  
Backward Classes and Minorities**

Endst. No. S.C.S.P.-9/2017/2611

Dated: 22-05-2017

A copy is forwarded to the Private Secretary/ Minister for Welfare of Scheduled Castes, Backward Classes and Minorities, Punjab for kind information of Hon'ble Minister for Welfare of Scheduled Castes, Backward Classes and Minorities, Punjab.

**Director (SCSP)-Cum- Joint Secretary**

Endst. No. S.C.S.P.-9/2017/2612

Dated: 22-05-2017

A copy is forwarded to the Private Secretary/ Principal Secretary, Welfare of Scheduled Castes, Backward Classes and Minorities, Punjab for kind information of Hon'ble Principal Secretary, Welfare of Scheduled Castes, Backward Classes and Minorities, Punjab.

**Director (SCSP)-Cum- Joint Secretary**

Endst. No. S.C.S.P.-9/2017/2613-3006

Dated: 22-05-2017

A copy is forwarded to all the concerned for information and further action as given below:-

1. All the Chairpersons, District Planning Committees in the State.
2. All the Deputy Commissioners in the State.
3. All the Members of Punjab Vidhan Sabha of concerned district.
4. All the heads of the departments concerned with SCSP.
5. Chairpersons of all the Zila Prishads in the State.
6. Mayors of all the Municipal Corporations in the State.
7. Presidents of all the Local Bodies in the districts.
8. All the Deputy Economic & Statistical Advisors in the State.
9. All the District Welfare Officers in the State.
10. All the Additional Deputy Commissioners (Dev.) in the State.

**Director (SCSP)-Cum-Joint Secretary**

Copy to:

1. PA/Director-cum-Joint Secretary
2. All Deputy Director, SCSP.

**Government of Punjab**  
**Department of Welfare of Scheduled Castes, Backward Classes & Minorities**  
**(Directorate of Scheduled Castes Sub Plan)**

**Notification**

No. S.C.S.P.-27/2017/2435, dated 16<sup>th</sup> May 2017: The Governor of Punjab is pleased to constitute Block level vigilance and Monitoring Committee in each Block to monitor and review the schemes being implemented under Scheduled Caste Sub Plan (SCSP) and Special Central Assistance (SCA) programme. The composition of the committee will be as under:-

1.	Sub Divisional Magistrate	Chairman
2.	Block Development and Panchayat Officer	Member
3.	Tehsildar Concerned	Member
4.	Deputy Superintendent of Police concerned	Member
5.	Block level S.D.O of Powercom.	Member
6.	Child Development & Project officer	Member
7.	Senior Medical Officer Concerned	Member
8.	All Members of Block Samiti	Members
9.	Five SC non official members to be nominated by the Government out of which at least one shall be a woman member. The term of these members will be two years.	Members
10.	Tehsil Welfare Officer	Member Secretary

**II. Terms and conditions of the Committee**

1. The Committee will monitor and review the schemes being implemented at Tehsil/Block level under Scheduled Castes Sub Plan (SCSP) and Special Central Assistance (SCA) programme.
2. On the basis of review the committee will make firm suggestions for bringing about improvement in the Implementation of schemes/ programmes for the Welfare of SCs.
3. The meeting of the will be held after every quarter.
4. No TA/DA will be given to the non-official members.
5. The term of the Committee will depend upon the satisfaction of the Government.

6. The Committee will send the progress report on the implementation of SCSP schemes and SCA programme at the Block level to the concerned Deputy Commissioner and Director-cum-Joint Secretary, Scheduled Castes Sub Plan (SCSP).

**III. This will supersede the Notification bearing No.SCSP-3/2013/3993, dated 9.9.2013.**

**Chandigarh  
Dated:12May2017**

**R. Venkat Ratnam, IAS,  
Principal Secretary to Government of Punjab,  
Department of Welfare of Scheduled Castes, Backward  
Classes and Minorities**

Endst. No. S.C.S.P.-27/2017/2436-2479

Dated: 16-05-2017

A copy of the above is forwarded to followings for kind information and for necessary further action.

1. All the Deputy Commissioners in the State.
2. All the Additional Deputy Commissioners (Development) in the State.

**Director (SCSP)-Cum- Joint Secretary**

Endst. No. S.C.S.P.-27/2017/2480-2552

Dated: 16-05-2017

A copy is forwarded to the followings for information and further action as given below:-

1. All the Sub Divisional Magistrates in the States- through Deputy Commissioners.
2. All the Block Development & Panchayat Officers in the State- through Director, Rural Development & Panchayat, Punjab, S.A.S Nagar.
3. All the Tehsildars in the State- through Deputy Commissioners.
4. All the DSPs in the State- through Senior Superintendent of Police.
5. All the Block Level Sub Divisional Engineers of PSPCL- through Chairman-Cum- Managing Director Powercom, Patiala.
6. All the Child Development & Project Officers (CDPO) in the State- through Director, Social Security, Women & Child Department, Punjab, Chandigarh.

7. All the Senior Medical Officers in the State- through Director Health Service, Punjab, Chandigarh.
8. All the Members of Block Samities in the State- through Director, Rural Development & Panchayat, Punjab, S.A.S Nagar.
9. All the Tehsil Welfare Officers in the State- through Director, Scheduled Castes, Backward Classes and Minorities, Punjab, Chandigarh.

**Director (SCSP)-Cum- Joint Secretary**

Copy to:

1. PA/Director-cum-joint Secretary
2. All Deputy Director, SCSP.

## Annexure-F

Extract from the guidelines of Ministry of Finance sent to all Chief Secretaries of the States vide No.F.1(16)B(AC)/2011 dated 23.8.2016

\*\*\*\*\*

### “Earmarking of funds for Scheduled Castes Sub Plan (SCSP) and Tribal Sub Plan (TSP)

66. The present system of earmarking of funds for the Scheduled Castes and the Scheduled Tribes viz. Tribal Sub Plan (TSP) and Scheduled Castes Sub Plan (SCSP) is done on the basis of allocation of a certain percentage of Plan allocation of Ministries/Departments. ***The percentage allocation by different Ministries/departments for TSP/SCSP is as per earmarking decided by the erstwhile Planning Commission and is further distributed amongst the various plan schemes implemented by the Ministry.*** The percentage earmarking of SCSP/TSP so allocated varies from Ministry to Ministry keeping in view the scope of their schemes and their role in such social interventions. Certain Departments, such as Department of Space, where expenditure can't be attributed to an individual were totally excluded from SC/ST provisions. With the removal of distinction between plan and non-plan, the allocation for SCSP/TSP will need to be based as a percentage of total schemes allocations, including both plan and non-plan provisions (for both Central sector and centrally sponsored schemes in the case of the Centre and similarly for both centrally sponsored schemes and state government schemes at the level of the State Governments). The present percentage allocation to different Ministries /Departments was done by the erstwhile Planning Commission in a manner that ensured earmarking in proportion to the ratio of the Scheduled Caste and Scheduled Tribe populations, while ensuring overall 22.5 percent of the plan allocation (15% for Scheduled Castes and 7.5% for Scheduled Tribes).

67. In this regard, doubts have been raised by some State Governments and Financial Advisers that with the merger of plan and non-plan allocations, the quantum of allocation for schemes will be higher in those cases where non-plan provisions also form part of a scheme or in case where separate non-plan schemes are in existence. To take care of such potential imbalance and ameliorate the problem of unrealistic earmarking of funds for SCSP/TSP, the following are suggested:-

- (i) SCSP/TSP is the key instrumentality for ensuring adequate public outlays for SCs/STs. Hence, while giving flexibility Ministries/ Departments to classify scheme outlays as Scheduled Caste Component/Tribal component, it would also be clearly mandated that the percentage share of SC/ST components of scheme allocations in the Ministry/ Department's budgetary outlay should not be lower than the level provisioned in Budget estimates of 2015-16 and 2016-17 (average of absolute level of expenditures on SC/ST to the total plan allocation at BE stage) would be considered.
- (ii) The exclusion of demands related to complete Ministry/ Department, or specific schemes, therein from such mandatory provision would be specifically spelt out by Ministry of Finance. A suggested list of such excluded Ministries/Departments based on nature of their operations and the scope of their interventions for SC and STs could be Atomic Energy, Civil Aviation, Coal, Communications & IT. Corporate Affairs, Defence, Earth Sciences, External Affairs, Finance, Heavy Industry & Public Enterprises, Information & Broadcasting, Mines, New & Renewable Energy, Personnel, Petroleum & Natural Gas, Power, Road Transport & Highways, Science & Technology, Shipping, Space, Statistics & Programme Implementation, Steel, Urban Development, Water Resources,

Railways, etc. Certain expenditures such as Establishment (earmarking taken care at recruitment stage itself), equity support, Finance Commission grants to States, etc, would also be excluded from SC/ST earmarking.

- (iii) For the existing schemes the concerned Governments may review the percentage allocation for each Ministry/Department. The percentage earmarking for the allocation for each Ministry/Department may be worked out considering the scope of each of their schemes for such earmarking. For the Centre, the existing arrangement of Ministry/Department wise SC/ST allocations along with the specific percentage allocation as well as those exempted from such mandatory earmarking will be reviewed keeping in view the trends/changes in allocations post the winding up of the Planning Commission.
- (iv) The SC/ST allocation would be essentially confined to Central sector and CSS. With the removal of distinction between Plan and Non Plan, the allocation for SCSP/TSP will need to be based as a certain % of scheme allocations in the identified Demands for Grants With non plan component inflating the denominator, the actual SC/ST earmarking would need to equal atleast average of absolute level of expenditures on SC/ST to the total Plan allocation at BE stage in those years;
- (v) After deciding the list of exclusions allocations for SC/ST components will be earmarked from the eligible provisions on central sector schemes and centrally sponsored schemes. The 2016-17 ratio of expenditure for SC/ST as % total scheme expenditure would be maintained, if not increased further on immediate basis to make it at least 22.5% of the total provisions.

State Governments will, as per their practice, be free, subject to NITI advice in para 68 below, to devise their own norms for earmarking, the fund for SC and ST components, subject to compliance with Centre's directives/allocations in case of centrally sponsored schemes."

68. NITI has further suggested to take note of the following while finalizing the guidelines on earmarking of funds for the SC/ST:

While finalizing the guidelines for earmarking of funds for the SC/ST, NITI has suggested that the following may be taken into account by both Centre and the states.

- (i) Need to create a facilitation mechanism/ administrative structure for the identified nodal Ministry/Department which would be entrusted with the task of monitoring the SCSP and TSP;
- (ii) Either the Finance Department or the Departments dealing with the Welfare of the Scheduled Castes and Scheduled Tribes may be the nodal agency for monitoring of SCSP/TSP at the State/UT level;
- (iii) Appropriate instructions be issued to States/UTs to reflect budgetary provisions in the State budgets of various Departments with provision for collating such provisions as an aggregate;
- (iv) Instructions be issued to Central Ministries/states to follow the prescribed reporting systems and collation of such information from all sources at one single control/responsibility point. Instructions should also include following of the guidelines issued by the erstwhile Planning Commission/NITI Aayog regarding formulation and implementation of sub-plans.
- (v) An e-Governance system be in place for reporting and monitoring system (both in terms of financial expenditure and outcomes)"



**GOVERNMENT OF PUNJAB  
DEPARTMENT OF WELFARE  
(WELFARE CELL NON-PLAN)****Notification****Chandigarh, dated 15 May, 2015**

No.3/40/15-WC2/615            The Governor of Punjab is pleased to constitute 'District Level Scrutiny Committee' in each district for scrutinising the proposals received from Non-Government Organisations for socio-economic and educational development of Scheduled Castes before sending the same to Director, Welfare of Scheduled Castes and Backward Classes and Director Scheduled Castes Sub Plan:-

1	Additional Deputy Commissioner (Dev.) of the concerned district.	Chairperson
2	District head of the concerned department.	Member
3	Mother NGO of the district/SOSVA	Member
4	NGO (whose proposal is to be considered).	Member
5	District Welfare Officer	Member Secretary

The terms and references of the committee:-

- I. District Welfare Officer of the concerned district, being Member Secretary of the committee, will present the proposals to the committee received from the Non-Government Organisations concerned with the welfare of SCs.
- II. The concerned Member Secretary (District Welfare Officer) will ensure that the committee meets four times in a year (once in each quarter).
- III. In case any spot verification is required, Chairman of the committee will constitute a Sub Committee consisting of any two members of the committee. No single member of the committee will make any verification.
- IV. The committee, after scrutinizing the proposal received from Non-Government Organisations, will recommend the proposals for the scheme implemented by Ministry of Social Justice & Empowerment, Govt. of India to Directorate of Welfare of SCs & BCs and for the proposals relating to Special Central Assistance to Directorate of Scheduled Castes Sub Plan.
- V. The term of the committee will depend upon satisfaction of the Govt.

Dated 15 May, 2015  
Place: Chandigarh.

**Seema Jain, IAS**  
Secretary to Govt. of Punjab  
Department of Welfare SCs & BCs.

No.3/40/15-WC2/616

Dated: 15 May, 2015

A copy of the above is forwarded to Private Secretary/Welfare Minister for information of Hon'ble Welfare Minister.

Sd/-

**Special Secretary, Welfare**

No.3/40/15-WC2/617

Dated:15 May, 2015

A copy of the above is forwarded to Private Secretary/Secretary Welfare for information of Hon'ble Secretary Welfare.

Sd/-

**Special Secretary, Welfare**

No.3/40/15-WC2/618

Dated:15 May, 2015

A copy of the above is forwarded to Director Welfare of SCs & BCs Punjab, Chandigarh for information and necessary action.

Sd/-

**Special Secretary, Welfare**

No.3/40/15-WC2/619

Dated: 15 May, 2015

A copy of the above is forwarded to Director Scheduled Castes Sub Plan, Punjab, Chandigarh for information and necessary action.

Sd/-

**Special Secretary, Welfare**

No.3/40/15-WC2/620

Dated: 15 May, 2015

A copy of the above is forwarded to all the District Welfare Officers of the State for information and necessary action.

Sd/-

**Special Secretary, Welfare**

No.3/40/15-WC2/620-A

Dated: 15 May, 2015

A copy of the above is forwarded to all the Additional Deputy Commissioners (Dev) of the State for information and necessary action.

Sd/-

**Special Secretary, Welfare**

**Government of Punjab  
Department of Welfare  
(Directorate of Scheduled Castes Sub Plan)**

To

1. Chief Secretary, Punjab.
2. All Additional Chief Secretaries/Financial Commissioners/ Principal Secretaries/Administrative Secretaries to Govt. of Punjab
3. Commissioners of Divisions.
4. All Heads of Departments.
5. All Managing Directors/Executive Directors/Secretaries of Boards/Corporations/Organisations.
6. Registrar, Punjab and Haryana High Court.
7. All Deputy Commissioners.
8. All Additional Deputy Commissioners (Dev.).
9. All Sub Divisional Magistrates.

Memo No: DD3 (SCA)/137/ 2015/5311

Dated: 8<sup>th</sup> October, 2015

**Subject:- Revision of income limit for SC beneficiaries living below the poverty line from today- Notification of new income limits for rural/urban areas.**

\*\*\*\*\*

Please refer to the subject cited above.

2. As you are aware that Special Central Assistance (SCA) to Scheduled Castes Sub Plan (100% grant) is given to the Scheduled Castes families living below the poverty line so that they are able to cross the povety line. At present, the SC BPL families under Special Central Assistance programme are selected out of the BPL lists prepared by the Department of Rural Development & Panchayats and State Urban Development Authority in the years 2002 and 2004, respectively. These BPL lists, prepared long time back, have almost exhausted and it has become difficult to find out SC BPL families as most of SC families included in these lists have already taken the benefit of SCA under one scheme or the other.

3. On the request of the Govt. of Gujrat, Ministry of Social Justice & Empowerment (Department of Social Justice & Empowerment), Govt. of India vide its letter No:12014-39/1999-SCD-IV dated 30.7.2015 has advised the States of Gujrat, Bihar and Jharkhand to decide the

income ceiling for BPL for their bankable and non-bankable schemes as per poverty estimates revised periodically by the NITI Ayog (formerly Planning Commission).

4. On the basis of above advice, Punjab Govt. has decided to revise the income limit for SC BPL families as per the poverty estimates (per capita income) released by NITI Ayog for the State of Punjab in June, 2014. On the basis of per capita income estimates of NITI Ayog, the annual income limit for the SC BPL families living in the rural areas of Punjab works out to Rs. 67,649/- and for urban areas, it works out to Rs. 88,756/-.

5. In view of the above decision, it is requested that from today onwards, to provide the benefit of Special Central Assistance, the selection of SC BPL families may be done on the basis of the above mentioned annual income limits, decided by the State Govt. both for rural and urban areas. To say that, from today onwards, the annual limit of SC BPL families stands revised and for all the concerned schemes being run by various Departments/Organizations of Punjab Govt., this limit is prescribed in Punjab State. A self declaration may be obtained from the beneficiary as proof of his/her annual family income.

6. This issues with the approval of the Hon'ble Welfare Minister, Punjab.

**Kirpa Shankar Saroj, IAS,  
Secretary Welfare**

Endst. No: DD3 (SCA)/137/ 2015/5312

Dated: 8.10.2015

A copy is forwarded to Sh. B.L. Meena, IAS, Joint Secretary to Govt. of India, Ministry of Social Justice & Empowerment with reference to their letter No. 12014-39/1999-SCD-IV dated 30.7.2015 written to the Govt. of Gujrat, Bihar and Jharkhand and in continuation of this office Memo No. SCSP (SCA)/DD3-16(iv)/2015/5197 dated 26.9.2015.

sd/--

**Secretary Welfare**

Endst. No: DD3 (SCA)/137/ 2015/ 5313

Dated: 8.10.2015

A copy is forwarded to the Convener, State Level Bankers Committee (SLBC), Lead Bank (Punjab National Bank) Sector-17, Chandigarh for information and necessary action.

sd/--

**Secretary Welfare**

Endst. No: DD3 (SCA)/137/ 2015/ 5314

Dated: 8.10.2015

A copy is forwarded to the Chief General Manager, NABARD, Sector-34-A, Chandigarh for information and necessary action.

sd/--

**Secretary Welfare**

Endst. No: DD3 (SCA)/137/ 2015/ 5315

Dated: 8.10.2015

A copy is forwarded to the Member Secretary, Punjab State Legal Services Authority, Sector-17, Chandigarh for information and necessary action.

sd/--

**Secretary Welfare**

Endst. No: DD3 (SCA)/137/ 2015/ 5316

Dated: 8.10.2015

A copy is forwarded to the Chairman, Punjab State Commission for Scheduled Castes, Punjab for information.

sd/--

**Secretary Welfare**

Endst. No: DD3 (SCA)/137/ 2015/ 5317

Dated: 8.10.2015

A copy is forwarded to Principal Secretary to Chief Minister, Punjab for the kind information of Hon'ble Chief Minister, Punjab.

sd/--

**Secretary Welfare**

Endst. No: DD3 (SCA)/137/ 2015/ 5318

Dated: 8.10.2015

A copy is forwarded to PS/Welfare Minister, Punjab for the kind information of Hon'ble Welfare Minister, Punjab.

sd/--

**Secretary Welfare**

**Government of Punjab  
Department of Welfare  
(Directorate of Scheduled Castes Sub Plan)**

To

1. All the Heads of Department.
2. All Additional Deputy Commissioners (Development).
3. All District Welfare Officers.

Memo No: D.D.3(SCA)/137/2015/6439  
Dated: 30<sup>th</sup> December, 2015

**Sub:- Regarding income limit of families of beneficiaries covered under training schemes implemented under Special Central Assistance.**

Refer to this department Memo No. D.D.3(SCA)/137/2015/5311 dated 8.10.2015 on the subject cited above.

2. Vide letter under reference annual income limit of Scheduled Castes families living below the poverty line covered under Special Central Assistance schemes was revised to Rs. 67,649/- for rural areas and Rs. 88,756/- for urban areas. Now it has been decided by the Welfare Department that under the training schemes implemented with Special Central Assistance, if the beneficiaries are not available as per above income limits, admission may be given to those candidates whose annual family income is upto Rs. 2.50 lac. Therefore, after giving admission to the BPL SC candidates with new income limits on 1<sup>st</sup> preference basis under training programmes of Special Central Assistance, if the seats remain vacant then those candidates may be considered for admission whose annual family income is upto Rs. 2.50 lac. This relaxation will not be applicable on the subsidy schemes under SCA.

3. This issues with the approval of the Hon'ble Welfare Minister, Punjab.

sd/--

**Director (SCSP)-cum-Joint Secretary**

Endst. No: D.D.3(SCA)/137/2015/6440

Dated: 30<sup>th</sup> December, 2015

A copy of the above is forwarded to all the Additional Chief Secretaries/Financial Commissioners/Principal Secretaries/Administrative Secretaries for information and necessary action.

sd/--

**Director (SCSP)-cum-Joint Secretary**

Endst. No: D.D.3(SCA)/137/2015/6441

Dated: 30<sup>th</sup> December, 2015

A copy of the above is forwarded to PS/Welfare Minister for kind information of Hon'ble Welfare Minister, Punjab.

sd/--

**Director (SCSP)-cum-Joint Secretary**

Endst. No: D.D.3(SCA)/137/2015/6442

Dated: 30<sup>th</sup> December, 2015

A copy of the above is forwarded to PS/Secretary Welfare for kind information of Hon'ble Secretary Welfare.

sd/--

**Director (SCSP)-cum-Joint Secretary**