



SCHEDULED CASTES SUB PLAN

2017-18

GOVERNMENT OF PUNJAB
DEPARTMENT OF WELFARE OF SCHEDULED CASTES,
BACKWARD CLASSES AND MINORITIES
DIRECTORATE OF SCHEDULED CASTES SUB PLAN

(FOR OFFICAL USE ONLY)

SCHEDULED CASTES SUB PLAN

2017-18



GOVERNMENT OF PUNJAB
DEPARTMENT OF WELFARE OF SCHEDULED CASTES,
BACKWARD CLASSES AND MINORITIES
DIRECTORATE OF SCHEDULED CASTES SUB PLAN

(Website: www.welfarepunjab.gov.in)

SCHEDULED CASTES SUB PLAN 2017-18

PART-I

WRITE UP

	Contents	Page
Chapter - I	Introduction	1-13
Chapter - II	Scheduled Castes Sub Plan	14-30
Chapter - III	Exclusive schemes for Scheduled Castes	31-47
Chapter - IV	Special Central Assistance (SCA) Programme	48-63
Chapter - V	20 Point Programme (SC Families Assisted)	64-66
Chapter - VI	Empowerment of Scheduled Caste Women/Girls	67-69
	SCSP at a Glance	70
	PART-II	
	STATEMENTS	
	Contents	
Statement - I	Subhead-wise Estimates and Expenditure	71-72
Statement-II	Scheme-wise Estimates and Expenditure	73-130
Statement-III	Physical Targets and Achievements	131-133
Statement-IV	Subhead-wise Allocation, Expenditure, Achievements and Physical Targets (SCA)	134
Statement-V	Scheme-wise Allocation and Expenditure (SCA)	135-137
Statement-VI	Physical Targets and Achievements (SCA)	138-139
Statement-VII	20 Point Programme (SC families assisted)	140-142
Statement- VIII	Scheme-wise Estimates and Expenditure (Women Component)	143-153
Statement- IX	Schemes Having SCSP Component from 50% to less than 100%	154-160
Statement- X	Exclusive schemes meant for benefit of Scheduled Castes	161-164
	PART-III	
	BASIC DATA FOR SCs IN PUNJAB	165-182
	PART-IV	
	GUIDELINES AND NOTIFICATIONS	183-208

PART – I

WRITE UP

CHAPTER – I

INTRODUCTION

As per Census-2011, the State of Punjab, has the highest percentage of SC population amongst all the States of the Country. The SC population in the State is 88.60 lac which is 31.94% of the total population (277.43 lac) of the State as against 16.6% SC population of the Country. Punjab accounts for 2.3% of total population and 4.3% of SC population of the Country. The decennial growth rate of SC population in the State during the period (2001-2011) was 26.06% as compared to 13.89% for the State as a whole.

1.2 The SC population in the State is predominantly rural by residence. As per Census 2011, 73.33% SC people live in the rural area, whereas, 26.67% SC people reside in the urban area of the State. Out of the 22 districts, 14 districts in Punjab have 30% or more SC population. These districts are Saheed Bhagat Singh Nagar (42.51%), Sri Muktsar Sahib (42.31%), Ferozpur including Fazilka (42.17%), Jalandhar (38.95%), Faridkot (38.92%), Moga (36.50%), Hoshiarpur (35.14%), Kapurthala (33.94%), Tarn Taran (33.71%), Mansa (33.63%), Bathinda (32.44%), Barnala (32.24%), Fatehgarh Sahib (32.07%) and Amritsar (30.95%).

1.3 As per Census-2011, literacy rate among SCs is 64.81% as compared to total literacy rate of 75.84% of the State and 73.00% of the Country as a whole. The female literacy rate of SCs at 58.39% of the State also lags behind that of total 70.73% of the State. However, it is better than the SC female literacy rate at 56.46% of the Country. The SC male literacy rate at 70.66% of the State is also lower than the total male literacy rate of 80.44% of the State.

1.4 The Gross Enrolment Ratio (GER) (2015-16) for SC students in Punjab Schools is higher upto Elementary Level (103.28) but lower at Secondary (86.74) and Higher Secondary (60.51) levels than the GER (2015-16) for total

students vis-à-vis respective levels. As regards Annual Average Drop-out Rate (2014-15) for SC students in Punjab Schools, the situation is entirely reverse as this rate is lower upto Elementary Level (1.70) but higher at Secondary (12.88) and Class XI-XII (9.96) levels than the Annual Average Drop-out Rate (2014-15) for total students vis-à-vis respective levels.

1.5 The Gross Enrolment Ratio (GER) in higher education (18-23 years) in the State for SC students is lower than the state GER for all students and also the national GER for SC students. As per All India Survey on Higher Education (2015-16), published in 2016 by Department of Higher Education, Ministry of Human Resource Development, GoI, the GER in higher education in the State for all students is 27.0% and for Scheduled Caste students is 18.0% as compared to the national GER of 24.5% for all students and national GER of 19.9% for SC students.

1.6 Out of total SC population, SC labour force constitutes 35.88%, comprising 79.20% and 20.80% main and marginal workers respectively. The majority of these are agricultural labourers or are engaged in low wage and arduous occupation. Out of total 31,79,438 SC workers (main and marginal), 25,03,875 (79%) are male workers and 6,75,563 (21%) are female workers.

1.7 Out of total 12,168 inhabited villages in the State, 57 villages have 100% SC population and 4,799 (39.44%) villages have 40% or more SC population. 2800 (23.01%) villages have 50% or more SC population. The detail regarding these villages/towns is available on the Website www.welfarepunjab.gov.in under link 'Directorate of SCSP'.

1.8 As per Census-2011, SC households are 18.67 lac which is 34.51% of total households (54.10 lac) in Punjab State and 4.22% of total 442.27 lac SC households in the Country. Out of total households (54.10 lac), 3.60 lac (6.65%) households are residing in dilapidated houses, including 2.13 lac SC households (59.27%).

1.9 There are 39 castes in the list of Scheduled Castes (under Article 341 of the Constitution) in the State. As per Census-2011, the caste-wise population and literacy data of SC community is available at Table-12 and Table-13 respectively, at Part-III of this document.

1.10 As per Census-2011, there are 6.54 lac disabled persons in the State, out of which 2.33 lac (35.63%) persons belong to SC community that forms 2.63% of the total SC population.

1.11 As per survey conducted by the Department of Rural Development and Panchayats for rural areas in 2002 and the State Urban Development Agency (SUDA) in urban areas in 2004, out of total 5.23 lac families living below the poverty line, 3.21 lac families (61.38%) belong to Scheduled Castes. Since the lists of these SC BPL families have almost exhausted, after a decade period, the concerned departments/agencies are finding it very difficult to utilize the funds received from GOI/State Govt. for BPL SC families. On the other hand, the Ministry of Rural Development & Panchayats, GOI has not released the list of BPL SCs for the States on the basis of Socio Economic and Caste Census (SECC)-2011 as yet. State Govt. on the advice of the Ministry of Social Justice & Empowerment, annual income limit for BPL SC families has been enhanced from ₹ 20,000/- to ₹ 67,649 for rural area and from ₹ 27,500 to ₹ 88,756 for urban area (for bankable and non bankable schemes) on the basis of the figures regarding per capita income of the States released by the erstwhile Planning Commission in June, 2014.

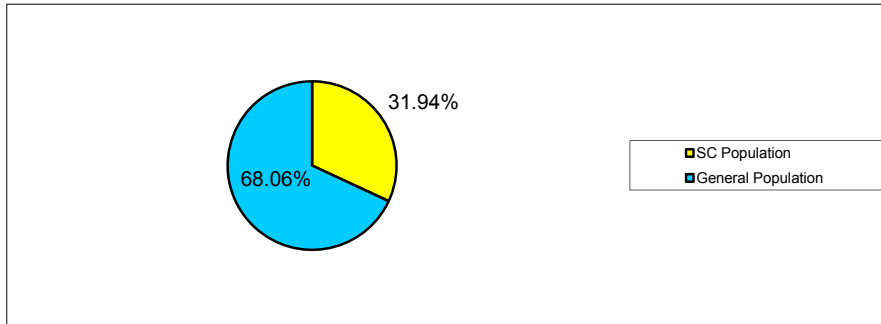
1.12 As per Agricultural Census 2010-11, number of operational holdings with SCs are 63,480 spreading over an area of 1,26,966 hectares comprising 6.02% and 3.20% of the total land holdings and area of the State, respectively. Major bulk (85.54%) of these holdings are unviable being less than the size of 5 hectares.

1.13

The comparative demographic detail of SCs is given below:-

Scheduled Castes Population

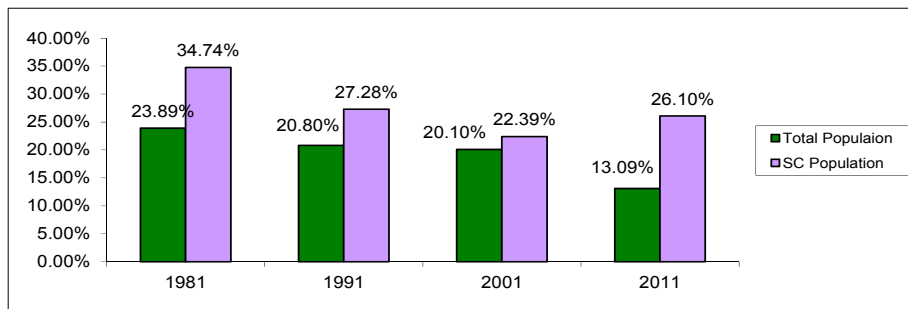
Total Population : 277.43 lac
SC Population : 88.60 lac (31.94%)
General Population : 188.83 lac (68.06%)



(Source: Census 2011)

Decennial growth rate of SC Population

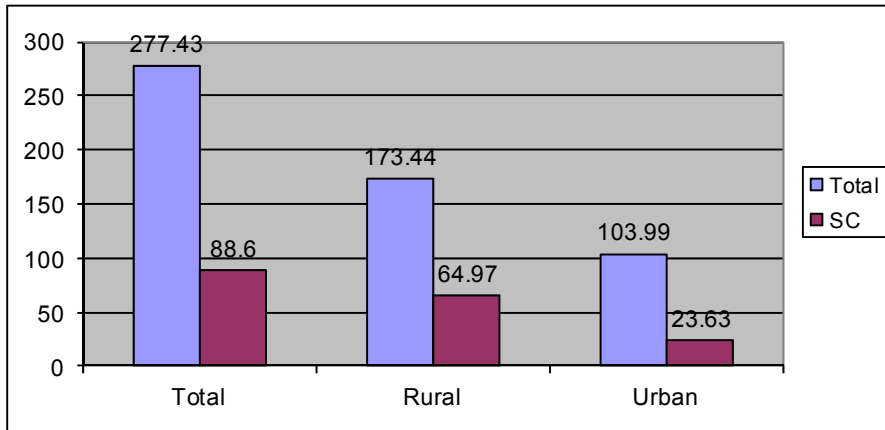
Decade	Total	SCs
1971-1981	23.89%	34.74%
1981-1991	20.80%	27.28%
1991-2001	20.10%	22.39%
2001-2011	13.89%	26.06%



(Source: Census 2011)

Total, Rural and Urban SC population

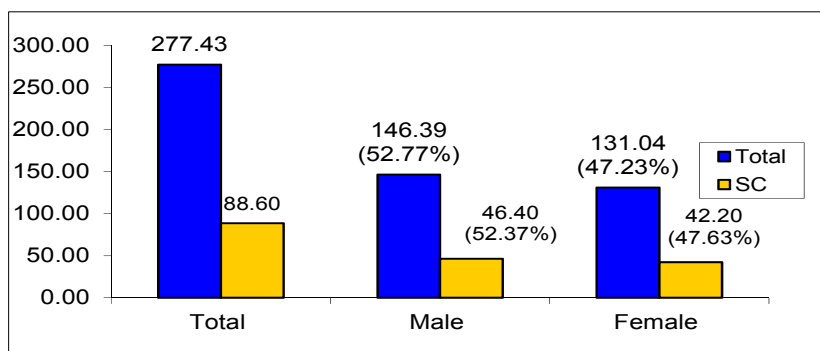
	Total	SCs
Total	277.43 lac	88.60 lac
Rural	173.44 (62.52%)	64.97 (73.33%)
Urban	103.99 (37.48%)	23.63 (26.67%)



(Source: Census 2011)

Total and sex-wise SC population

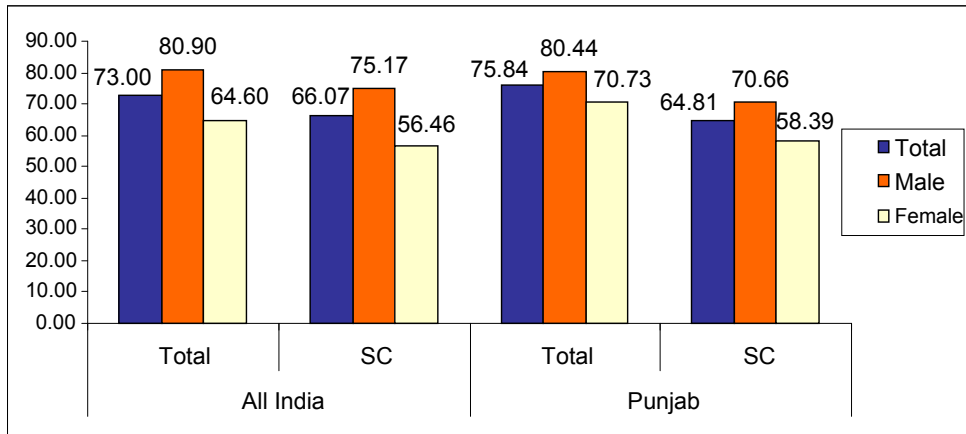
	Total	SCs
Total	277.43 lac	88.60 lac
Male	146.39 (52.77%)	46.40 (52.37%)
Female	131.04 (47.23%)	42.20 (47.63%)



(Source: Census 2011)

Total and sex-wise literacy rate of SC Population (in %age)

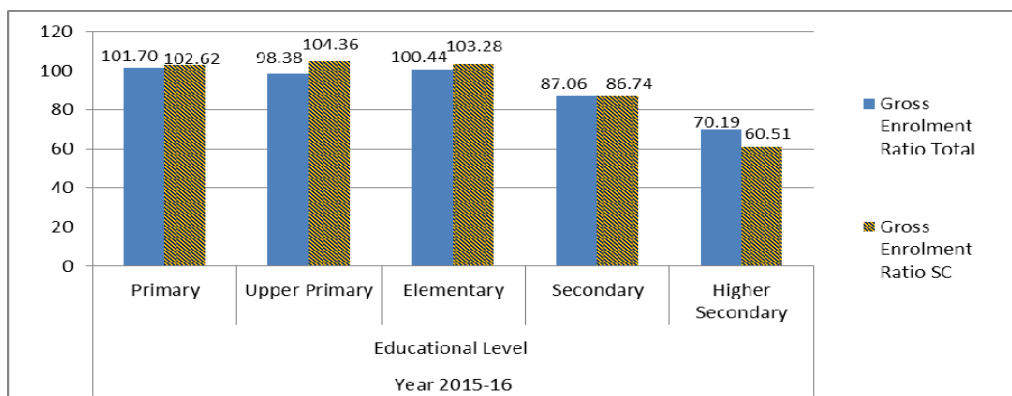
	All India		Punjab	
	Total	SCs	Total	SCs
Total	73.00	66.07	75.84	64.81
Male	80.90	75.17	80.44	70.66
Female	64.60	56.46	70.73	58.39



(Source: Census 2011)

Gross Enrolment Ratio by Educational Level (School Education) in Punjab

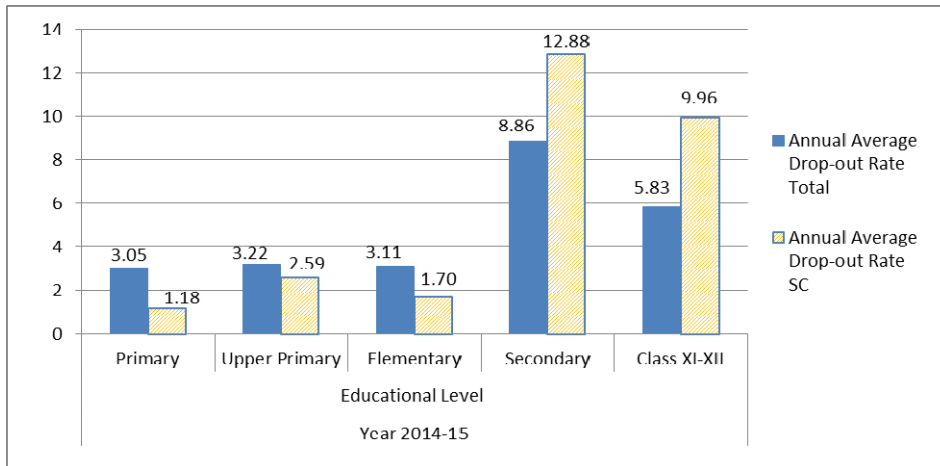
Students	Educational Level				
	Primary	Upper Primary	Elementary	Secondary	Higher Secondary
Total	101.70	98.38	100.44	87.06	70.19
SC	102.62	104.36	103.28	86.74	60.51



{Source: School Education in India (Flash Statistics), District Information System for Education (DISE) 2015-16}

Annual Average Dropout Rate by Educational Level (School Education) in Punjab

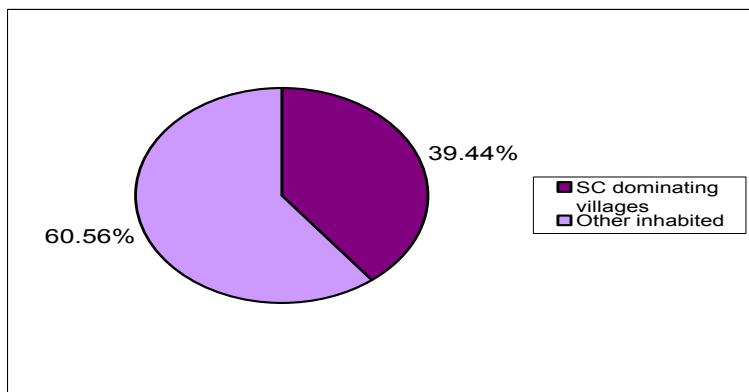
Students	Educational Level				
	Primary	Upper Primary	Elementary	Secondary	Class XI-XII
Total	3.05	3.22	3.11	8.86	5.83
SC	1.18	2.59	1.70	12.88	9.96



{Source: School Education in India (Flash Statistics), District Information System for Education (DISE) 2015-16}

SC Dominating Villages

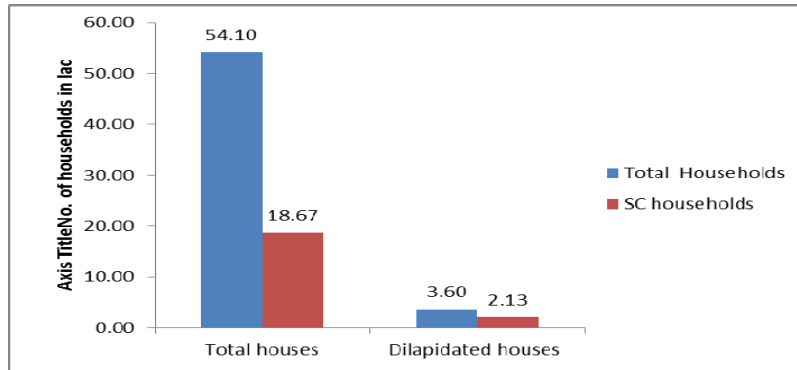
Total inhabited villages : 12168
SC dominating villages : 4799 (39.44%)
(with 40% and more SC population)
Other inhabited villages : 7369 (60.56%)



(Source: Census 2011)

Total households vis-à-vis SC households (In lac)

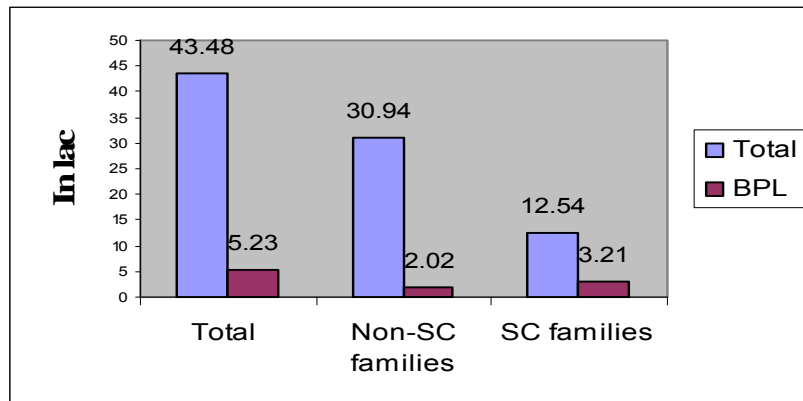
	Total Households	SC households
Total houses	54.10	18.67 (34.51%)
Dilapidated houses	3.60	2.13 (59.27%)



(Source: Census 2011)

Total families vis-à-vis BPL SC families (In lac)

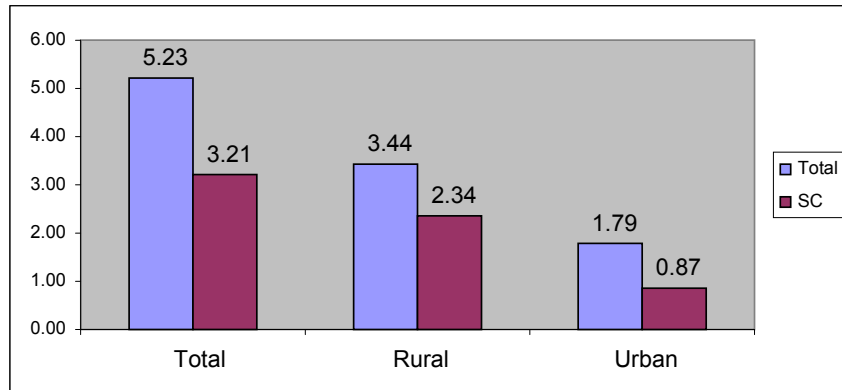
	Total *	BPL@
Total	43.48*	5.23@
SC families	12.54	3.21 (61.38%)
Non-SC families	30.94	2.02 (38.62%)



(Source: *Census 2001, @ Rural Development Department 2002 and SUDA 2004, Punjab)

Total, Rural and Urban BPL SC families (in lac)

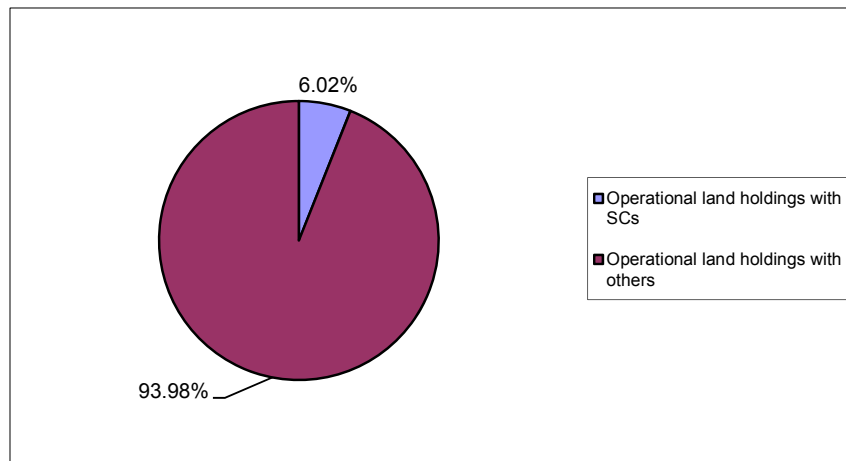
	Total	SCs
Total	5.23	3.21
Rural	3.44	2.34
Urban	1.79	0.87



(Source: Rural Development Department 2002 and SUDA 2004, Punjab)

Operational land holdings with SCs

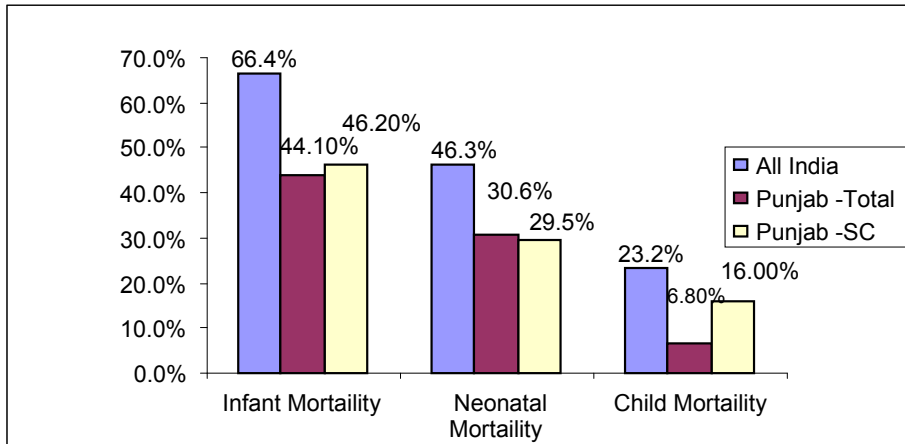
Total Operational land holdings	10,53,000
Operational land holdings with SCs	63,480 (6.02%)
Operational land holdings with others	9,89,520 (93.98%)



(Source: Agricultural Census 2010-11)

Mortality Rate of SC Children

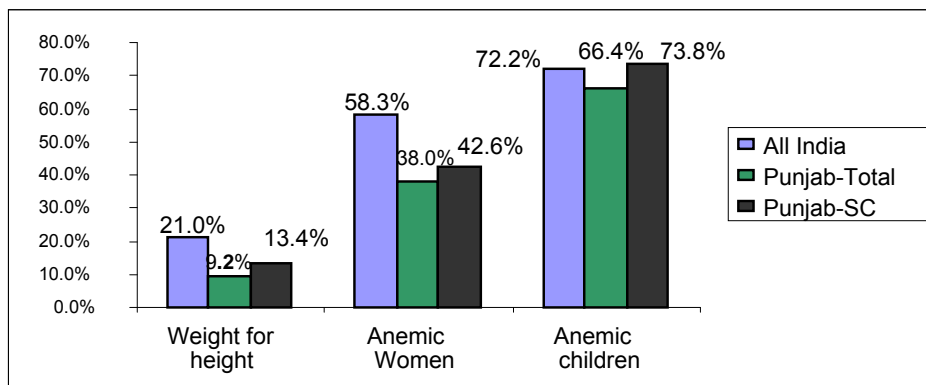
	All India	Punjab	
		Total	SCs
Infant Mortality	66.4%	44.10%	46.20%
Neonatal Mortality	46.30%	30.60%	29.50%
Child Mortality	23.20%	6.80%	16.00%



(Source: National Family Health Survey-III- 2005-06)

Nutrition Deficiency in SCs

	All India	Punjab	
		Total	SCs
Weight for height	21.00%	9.20%	13.40%
Women with anemia	58.30%	38.00%	42.60%
Anemic children	72.20%	66.40%	73.80%



(Source: National Family Health Survey-III- 2005-06)

Initiatives for Development of Scheduled Castes

1.14 Scheduled Castes are the disadvantaged section of the society due to socio-economic exploitation and isolation since a long time. Article 46 of our Constitution describes that “the State shall promote with special care, the education and economic interests of the weaker sections of the people, and in particular of the Scheduled Castes and Scheduled Tribes and shall protect them from social injustice and all forms of exploitation”. Protection of Civil Rights (PCR) Act, 1955 & Prevention of Atrocities (POA) Act, 1989 – have been enacted for protection of SCs from social discrimination like untouchability, exploitation and atrocities. There is a statutory Commission viz. National Commission for Scheduled Castes that has an important role in safeguarding the rights and interests of the SCs. Punjab State Commission for Scheduled Castes was also constituted on 16.2.2004 under 'The Punjab State Commission for Scheduled Castes Act, 2004' to protect and safeguard the interests of the Scheduled Castes in the State of Punjab.

1.15 During the first four Five Year Plans the strategy followed for the development of SCs was removal of untouchability (PCR Act, 1955), improving social status by providing them educational and economic opportunities, subsidised housing, various agricultural programmes, financial assistance through Finance Corporations, 20-Point Programme to improve their living conditions which was mainly welfare oriented. In spite of constitutional safeguards, directives and a number of legislative and executive measures taken by the Ministry of Social Justice and Empowerment, Govt. of India and the State Governments, the condition of Scheduled Castes did not improve much during the period prior to Sixth Five Year Plan (1980-85) mainly due to lack of economic support. The SC population, therefore, was deprived off the benefits and could not get its due share out of development made under various plan programmes launched by Govt. of India both under the Macro and Micro Plans. In Sixth Five Year Plan (1980-85), a new approach aiming at Rapid Socio-Economic

Development of Scheduled Castes, in consonance with the Directive Principles, was evolved to ensure flow of benefits from the general sectors to these people at least in proportion to the percentage of SC population of the State. Seventh (1985-90) and Eighth Five Year (1992-97) Plans put emphasis on economic development for individual families and groups of families of SCs, liberation of scavengers and provision of employment to the sanitation workers, enactment of the Prevention of Atrocities (POA) Act, 1989 and promotion of Voluntary Organizations for training and mobilizing community resources. The Ninth (1997-02) and Tenth Five Year (2002-07) Plans emphasized 'SCs Participation' in the development process through Panchayati Raj Institutions and the strategies adopted are Social Empowerment; Economic Empowerment; Social Justice to accelerate the on-going process of improving the socio-economic status of the SCs. The Eleventh Five Year (2007-12) Plan brought in the concept of "Inclusive growth" coupled with the benefits of economic reforms to provide benefits to the Scheduled Castes in terms of education, standard of living, health and nutrition. The Twelfth Five Year (2012-17) Plan aimed at reducing vulnerability of the marginal societies and envisaged the effective implementation of Scheduled Castes Sub Plan (SCSP).

Strategy for Development of SCs

1.16 The strategy was evolved with the broad objective to bring about comprehensive socio-economic and educational development of Scheduled Caste people who are the most marginalized, oppressed and deprived section of our society and constitute nearly one-third of the total population of the State. Poverty, malnutrition, mortality, unskilled jobs coupled with lack of daily employment are the main areas of concern for the development of SCs. Improvement in the condition of SCs is feasible through increased industrialization by linking the activity/occupation of SC population by providing them technical skills for vocational jobs. This strategy is a combination of the

following two important instruments :-

I. **Scheduled Castes Sub Plan (SCSP)**

Scheduled Castes Sub Plan is a flow of funds from the overall Plan Outlay of the State at least in proportion to the percentage of SC population of the State. These funds are utilized for socio, economic and educational development of SC people in the State. To implement the SCSP in a more effective manner, State Cabinet in its meeting held on 20.01.2014 had taken many policy decisions, the detail of which is being explained in para 2.5 and para 2.6 of Chapter-II. The State Government is also making efforts for introduction of new schemes exclusively for SCs and restructuring the existing schemes on the basis of actual needs of Scheduled Castes. The State Government is also in the process of strengthening the Directorate of SCSP so that the work relating to formulation, review, evaluation and monitoring of implementation of SCSP programmes/schemes is done in a more effective manner.

II. **Special Central Assistance (SCA) to the Scheduled Castes Sub Plan**

Special Central Assistance (SCA) to the Scheduled Castes Sub Plan is a 100% grant provided by the Ministry of Social Justice and Empowerment, Govt. of India to the State in lump sum for the economic development of Scheduled Castes families living below the poverty line in the State.

**

CHAPTER – II

SCHEDULED CASTES SUB PLAN

Concept

The concept of Scheduled Castes Sub Plan was envisaged by the erstwhile Planning Commission of India (now NITI Aayog) at the time of formulation of Sixth Five Year Plan (1980-85) with the objective to ensure adequate benefits under SCSP for socio-economic and educational development of Scheduled Castes both in physical and financial terms by providing funds, out of total allocation of the State Plan, at least in proportion to the percentage of SC population in the State. The Commission emphasized that developmental needs and priorities of SCs, because of their historic deprivation, would require even larger proportion of plan outlays than their population percentage. This plan is envisaged to help the poor Scheduled Caste families through composite income generating programmes/schemes by covering all the major occupational groups such as agricultural labourers, small and marginal farmers, share-croppers, fishermen, sweepers and scavengers, unorganised urban labourers living below the poverty line etc. The Scheduled Castes Sub Plan also seeks to improve the living conditions of the Scheduled Castes through provision of drinking water supply, link roads, house-sites, housing improvements, basic minimum services such as primary schools, health centres, veterinary centres, panchayat ghars, community halls, nutrition centres, extension of electricity and common work places/ facility centres, etc in the Scheduled Caste basties under the Minimum Needs Programme to improve their access to social, educational and other community services. Accordingly, efforts are being made by the State Govt. for the socio-economic and educational development of SCs under the Scheduled Castes Sub Plan by introducing new schemes and restructuring the existing schemes on the basis of their felt needs.

Broad Objectives and Strategy

2.2 The scope of land based activities for Scheduled Castes in the State is very limited due to small size land holdings. Land being a scarce commodity has a very high price. Therefore, there is hardly any scope to increase the size of holdings of Scheduled Castes. Since, major bulk of these holdings is un-economical, un-viable and also spread over the State and interspersed with the non-SC holdings, the main thrust for the development of Scheduled Castes is, therefore, economic development through education, training, skill development, providing necessary linkages and basic infrastructure development facilities on priority basis in the areas predominantly inhabited by the Scheduled Castes to enable them to settle in employment/self employment ventures. Broad objectives for the socio-economic development of SCs are as follows :-

Objectives

- i) Conservation of whatever assets, the Scheduled Castes have;
- ii) Updating and/or providing of new skills to improve their employability or productivity;
- iii) Enabling them to acquire special education/technical qualifications and avail existing as well as the newly emerging opportunities etc;
- iv) Economic development through comprehensive and integrated beneficiary oriented programmes for individual/families/group of families for raising their income;
- v) Ensuring minimum wages of agricultural labour, preventing their exploitation by others in any way;
- vi) Basti/cluster oriented schemes to bring about significant and tangible improvement in the working and living conditions in SC inhabitations;
- vii) Substantial reduction in poverty and un-employment;
- viii) Human Resources Development of Scheduled Castes by providing adequate educational and health Services;
- ix) Diversification of occupation, up-gradation of skills and promotion of occupational mobilities to remove disproportionate burden on them in

- occupations like agriculture labour and other unpleasant and strenuous works so that human resources are optimally developed and utilized;
- x) Elimination of layer of exploitive middlemen by providing marketing facilities to ensure better prices of products for artisans and other occupational group;
 - xi) Provision of physical and financial security against all types of exploitation and oppression; and
 - xii) Doing all what is necessary to tackle and eradicate the social problem i.e. atrocities against the Scheduled Castes.

Strategy

- i) Pursuing the indicated objectives, ensuring adequate thrust on economic and educational development of Scheduled Castes;.
- ii) The Scheduled Castes Sub Plan of the State should provide for fully meeting the minimum needs/basic amenities of all the Scheduled Castes habitations with a view to improve their standard of life;
- iii) The Scheduled Castes Sub Plan should also provide for a judicious mix of beneficiary oriented programmes and human resource development for SCs;.
- iv) The schemes taken up should be viable and as far as necessary innovative in a way to diversify Scheduled Castes into newer areas of economic activities;
- v) There should be provision for meeting the backward and forward infrastructure needs;
- vi) The delivery systems have to be effective;
- vii) The organization and association of the beneficiary groups should be given the preference;
- viii) One of the identified gaps has been the need for inculcation a sense of commitment and urgency in the policy making and implementing machinery to fulfilling the objective of development of Scheduled Castes on the desired lines and their integration with the main stream; and
- ix) The Voluntary Agencies/Registered Societies should be suitably associated to supplement the efforts of the State Govt. for the development/upliftment of SCs in the State.

Policy Decisions

- i) A separate Directorate i.e. Directorate of Scheduled Castes Sub Plan will be set up under the administrative control of the Welfare Department and made the nodal department for formulation, monitoring and implementation of SCSP/SCA schemes;
- ii) The size of the Scheduled Castes Sub Plan will be determined by the Directorate of SCSP on the basis of scheme-wise SCSP outlays determined in consultation with the concerned Administrative Departments as soon as the scheme wise outlays and size of the State Annual Plan is determined by the Planning Department.
- iii) The Scheduled Castes Sub Plan document will be placed in the legislature along with other budget documents. State budget will be presented after incorporating the SCSP outlays therein.
- iv) SCSP budgeted allocation will be booked under a separate minor head –789-“SCP for SCs” to avoid diversion of SCSP funds to the general sectors;
- v) A separate sub-head will be opened under the Receipt Head of the State Govt. to avoid diversion of SCA funds and to maintain the accountability of these funds;
- vi) To have the desired impact under the programmes for the Welfare of SCs, cluster-cum-saturation approach will be adopted as far as possible. Thus, the coverage of families should not be in small number spread over large areas in reference to the existing opportunities. The development package offered should be made more comprehensive and viable by covering benefits and facilities available under other schemes also to the identified beneficiaries. This will enable the SC families to consolidate their position and ward off any threat to their security in an effective manner. This will also ensure better provision of common facilities and services and their effective implementation, supervision, monitoring and feed back.
- vii) Setting up and upgradation of educational/health/veterinary institutions, adult education centres, anganwari centres under ICDS, opening of offices of co-operative milk producers society and milk collection centres should be located in or near the vicinity of SC mohallas/ localities. Similarly, basic facilities for the community such as water supply, sewerage, sanitation etc. should be located in the mohalla/villages/towns/blocks predominantly inhabited by SC population

(40% or more) and the entire expenditure on this account should be booked under SCSP although the general population of these areas will also avail these facilities.

- viii) The ADC (Development) in each district will be the Nodal Officer under the overall control of Deputy Commissioner of the concerned district for formulation, implementation, monitoring/review and co-ordination of programmes and schemes falling under the district level SCSP/SCA. The concerned District Welfare Officer will provide necessary secretariat assistance to the ADC (D) as is being done by Deputy E.S.A. in case of district plan schemes.
- ix) The Concerned District Head/ District Welfare Officer will intimate the Welfare Department, the physical targets to be achieved under each SCSP scheme and also specify the area of operation and beneficiaries/families to be covered to enable the Welfare Department to have on the spot checking of the working and implementation of the schemes to see as to whether these schemes are being implemented in the right spirit and beneficiaries covered are genuine.
- x) The District Head of the concerned departments/ District Welfare Officer will supply the monthly, quarterly and annual physical and financial achievements under SCSP/SCA to ADC (Dev.) who in turn will supply the scheme-wise/department-wise consolidated statement for the district in the prescribed proforma to the Director (SCSP)-cum-Joint Secretary, Welfare Department.
- xi) The Heads of Departments concerned with the Decentralised Planning are also required to monitor, supervise and guide the implementation of the district level schemes of their respective departments and to take appropriate measures to ensure that the target fixed for each scheme is achieved.

Scheduled Castes Sub Plan-Formulation Process and Budgetary Mechanism

Formulation Process

2.3 As per the detailed guidelines issued by the erstwhile Planning Commission of India (**Annexure-I, Annexure-II, Annexure-III and Annexure-IV** - available at GOI guidelines link under the section 'Directorate of SCSP' of the departmental website www.welfarepunjab.gov.in) regarding the Scheduled

Castes Sub Plan, the objective of SCSP is to channelize the flow of outlays and benefits from the general sectors of the State Plan for the development of Scheduled Castes at least in proportion to their population both in physical and financial terms. Further, SCSP should be an integral part of the State Annual Plan as well as Five Year Plan by making non-divertible provisions, therein, with the clear objective of bridging the gap in socio-economic and educational development of Scheduled Castes. To fulfill these objectives, Govt. of India has recommended the Action Plan as under:-

- i) Earmarking of funds for Scheduled Castes Sub Plan from the total State Plan Outlay at least in proportion to SC population to the total population of the State/UT.
- ii) Making the Social Welfare Department/the Department concerned with the welfare and development of SCs as the nodal department for formulation and implementation of SCSP.
- iii) Placing the funds earmarked for SCSP at the disposal of the nodal department concerned which in turn will reallocate these funds to the sectoral departments for implementing the schemes directly relevant to SC development.
- iv) Placing the funds earmarked for SCSP under a separate budget head/sub-head for each development department implementing SCSP. In this connection, it may be noted that the List of Major and Minor Heads of Accounts of States provides that for Scheduled Castes Sub Plan , 789 may be opened as a Minor Head below the functional Major Head/Sub Major Head, wherever necessary.
- v) Secretary Welfare will work as nodal officer with planning powers to reallocate the earmarked SCSP funds to various line departments and implementing agencies.
- vi) Scheduled Castes Sub Plan funds should be non-divertible and non-lapsable.
- vii) Special Central Assistance (SCA) for the SCSP is provided by the Ministry of Social Justice and Empowerment, Govt. of India to the States as a 100% grant to fill up the critical gaps and missing inputs for family-oriented income-generating schemes and supporting infrastructure development with a special focus on BPL SC families. Guidelines issued in this connection should be strictly followed.

Budgetary Mechanism

2.4 To implement the Scheduled Castes Sub Plan in a more effective manner in line with the guidelines of the erstwhile Planning Commission of India and the recommendations of the National Commission for Scheduled Castes, implementation of 'Maharashtra Model' for SCSP (**Annexure II** - available at State Notifications link under the section 'Directorate of SCSP' of the departmental website www.welfarepunjab.gov.in) was approved by the Council of Ministers on 6-3-2003.

2.5 The Council of Ministers in its meeting held on 20-1-2014 while reviewing the decision of CMM dated 6.3.2003 regarding implementation of 'Maharashtra Model' in the State has taken some policy decisions to implement the SCSP in the State in a more effective manner. A notification in this regard was issued on 10-2-2014 (**Annexure-A**). To implement the revised guidelines dated 18.06.2014 of Planning Commission (now NITI Ayog) regarding SCSP, partial amendment is made vide Notification dated 04-01-2017 (**Annexure-B**) in the notification dated 10-02-2014.

2.6 As per notification dated 10.2.2014, the following decisions were taken:-

- i) The SCSP size will be made proportionate to the percentage of SC population of the State out of the total Annual Plan allocation including the non-budgeted allocation on the pattern of the State Annual Plan.
- (ii) (a) The SCSP funds will not be divertible. The funds booked under SCSP can only be diverted by a committee under the Chairmanship of Secretary Welfare with one representative each from the finance and the planning department. No diversion of SCSP funds will be made to the general sector.
(b) SCSP funds will be lapsable on the pattern of the State Annual Plan funds. However, the shortfall in the release of SCSP schemes/ components in any financial year shall be kept in consultation with the ADs after a gap of one financial year and this allocation will be over and above the normal allocation under such schemes/ component. ((i) and (ii) substituted vide notification dated 4-01-2017)

- iii) The department of welfare will be the nodal department for formulation and monitoring of the implementation of SCSP. In case of schemes exclusively meant for SCs, the implementing departments will formulate the schemes in consultation with the welfare department. However, in case of general plan schemes, the implementing departments will consult the welfare department only regarding the SCSP components of those schemes.
- iv) The concerned implementing departments will be fully responsible for proper implementation of SCSP schemes/ components, audit and reconciliation of accounts for these schemes/components from the Accountant General (Audit), Punjab and replies to the Punjab Vidhan Sabha/Public Accounts Committee and any other function which is required to be performed as a head of the department for implementation of plan schemes including the SCSP schemes/ components.
- v) The allocation under SCSP schemes/components included in the SCSP budgeted allocation will continue to be booked in the Minor Head-789-“SCP for SCs” below the major/sub-major head under the respective demand of the concerned implementing departments.
 - a) In case of non beneficiary oriented schemes, a portion equal to SC population (~32%) will be booked under SCSP.
 - b) In case of irrigation and agriculture departments, where SC beneficiaries are substantially less, only half of the portion equal to SC population (~16%) will be booked under SCSP.
 - c) The beneficiary oriented schemes will be further put under two categories. One, where the percentage of SCSP is less than portion equal to SC population (<32%) and the other, where the percentage will be equal or more than the portion equal to SC population (≥32%).
 - d) As per the guidelines of the Planning Commission, the expenditure incurred on the infrastructure created in the villages having 40% or more SC population, can be fully booked under SCSP expenditure. Therefore, under such schemes, 40% allocation will be booked under SCSP.
 - e) The percentages under SCSP schemes/components will be worked out by the welfare department in consultation with the departments based on historical data and future trend within the overall SCSP component determined on the basis of resources finalised by the

Planning Commission, GOI/ Finance Department, Punjab.

- vi) The concerned administrative departments will seek the concurrence of the welfare department in accordance with the instructions issued for the clearance of plan schemes by the planning department from time to time regarding the beneficiary oriented SCSP schemes/components, wherein, the direct benefit accrues to the individual or the families belonging to the Scheduled Castes. The identification of beneficiaries oriented schemes/components will be done by the welfare department in consultation with the implementing departments. However, the approval of both the general and Special Component Plan (now SCSP) will be accorded by the Punjab State Planning Board through the usual process being followed for the approval of Five Year/Annual Plans.
- vii) The department of welfare will prepare as many schemes as possible directly benefitting the SC population. The planning department will endeavor to include as many schemes as possible in the Annual Plan with the requisite allocation.
- viii) The department of welfare will enhance/reduce the scheme-wise/component-wise SCSP allocation in consultation with the departments within the revised plan size indicated by the finance department, Punjab at the time of finalisation of revised estimates/supplementary for the Plan Budget.
- ix) The inclusion/deletion of SCSP schemes/components will be done by the welfare department in consultation with the departments within the revised plan size indicated by the finance department, Punjab at the time of finalisation of revised estimates/supplementary for the Plan Budget.
- x) The prior approval , if required , for any issue relating to formulation of SCSP which is within the purview of the finance department as per Allocation of Business Rules will be obtained.
- xi) The department of welfare, being the nodal department, in case faces any problem in formulation and monitoring the implementation of SCSP, will take necessary action in consultation with the department of planning and the department of finance.

Steps taken by the State Government

2.7 The State Govt. has taken the following steps for effective implementation of SCSP:-

- i) A separate Directorate i.e. Directorate of Scheduled Castes Sub Plan has been set up under the administrative control of the Welfare Department and made the nodal department for formulation and monitoring the implementation of SCSP/SCA schemes;
- ii) The size of the Scheduled Castes Sub Plan is determined by the Directorate of SCSP on the basis of scheme-wise SCSP outlays determined in consultation with the concerned Administrative Departments as soon as the scheme wise outlays and size of the State Annual Plan is determined by the Planning Department.
- iii) The Scheduled Castes Sub Plan document is being placed in the legislature along with other budget documents. State Plan budget is presented after incorporating the SCSP outlays therein.
- iv) SCSP budgeted allocation is being booked under a separate minor head –789-“SCP for SCs” to avoid diversion of SCSP funds to the general sectors;
- v) A separate sub-head has been opened under the Receipt Head of the State Govt. to avoid diversion of SCA funds and to maintain the accountability of these funds;
- vi) The ADC (Development) in each district has been declared the Nodal Officer under the overall control of Deputy Commissioner of the concerned district for formulation, implementation, monitoring/review and co-ordination of programmes and schemes falling under the district level SCSP/SCA for the respective districts. The concerned District Welfare Officer will provide necessary secretariat assistance to the ADC (D) as is being done by Deputy E.S.A. in case of district plan schemes.
- vii) The Concerned District Head/ District Welfare Officer will intimate the Welfare Department, the physical targets to be achieved under each SCSP scheme and also specify the area of operation and beneficiaries/families to be covered to enable the Welfare Department to have on the spot checking of the working and implementation of the schemes to see as to whether these schemes are being implemented in the right spirit and beneficiaries covered are genuine.

- viii) Out of total 12,168 inhabited villages in the State, 4799 villages (39.44%) with 40% or more SC population (on the basis of Census 2011) have been identified to provide infrastructure facilities to the SC inhabitations on priority basis;
- ix) The matter regarding constitution of State Level Vigilance and Monitoring Committee under the Chairpersonship of Minister for Welfare of Scheduled Castes, Backward Classes and Minorities is under consideration.
- x) Block level and District level Vigilance and Monitoring Committees have been constituted for review/monitoring of SCSP/SCA schemes at the grass root level **(Annexure-C and Annexure-D)**
- xi) A Monitoring Cell has been established in the Directorate of SCSP to evaluate the SCSP/SCA schemes on regular basis. This Cell has already done evaluation of SCA schemes implemented during the four years 2008-09 to 2012-13 and yearly reports in this regard have already been submitted to the Ministry of Social Justice and Empowerment, GOI. The work on the preparation of evaluation report of the SCA schemes implemented during 2013-14 is in progress for which about 70% sample survey has been completed. The report will be sent to the Ministry shortly.

District Planning Committees (DPCs)

2.8 The District Planning Committees have been constituted by the State Govt. in all the districts of the State. The Department of Planning had issued detailed guidelines regarding formulation of District Plan by the District Planning Committees. However, the work regarding preparation of District Plan is yet to be started at the district level. To ensure the proper implementation of the district level schemes, the Department of Planning had changed the system for release of funds under the district level schemes from the year 2010-11. The concerned Administrative Departments have been made fully responsible for the release of funds for the district level schemes from the Finance Department and, thereafter, issuing sanctions to their field level implementing agencies. Accordingly, the Department of Welfare had also issued guidelines to the

Administrative Departments concerned with SCSP to ensure that the SCSP share should be depicted under the minor head -789 while issuing the sanction for the district level schemes.

Appraisal of 11th Five Year SCSP (2007-12)

2.9 During 11th Five Year Plan (2007-2012), out of an actual plan allocation of ₹ 40616.00 Crore, an allocation of ₹ 11574.00 Crore was earmarked under SCSP for the socio-economic and educational development of Scheduled Castes in the State. Against this allocation, an expenditure of ₹ 7085.35 Crore was incurred during 11th Five Year SCSP. In addition, ₹.38.07 Crore were spent under Special Central Assistance Programme during the same period to enable the below poverty line SC families to cross the poverty line. Against this expenditure, an institutional finance to the tune of ₹.44.77 Crore was also raised from the different financial institutions for economic upliftment of BPL SC families. Similarly, an expenditure of ₹ 964.80 Crore was incurred as central share under SCSP for Centrally Sponsored Schemes. Accordingly, total expenditure of ₹ 7638.10 Crore was incurred during the 11th Five year SCSP including an expenditure of ₹ 798.57 Crore under various poverty alleviation schemes to assist 3.51 lac SC families.

Strategy for SCSP during 12th Five Year Plan (2012-2017)

2.10 As per Census 2011, Punjab has the highest SC population percentage (31.94%) in the country as compared to the other States. At present, the size of SCSP is being determined at least equivalent to the percentage of SC population in the State, out of the total size of the State Annual Plan, after quantifying the SCSP component out of the plan schemes included in the State Annual Plan in consultation with the concerned Administrative Departments.

Size and Performance under the Scheduled Castes Sub Plan since 8th Five Year Plan (1992-97)

2.11 As per guidelines of the erstwhile Planning Commission of India, the size of Scheduled Castes Sub Plan out of the total State Plan outlay should be at least in proportion to the percentage of SC population of the State.

However, the size of SCSP remained lower than the percentage of Scheduled Castes population in the State up to 9th Five Year Plan period (1997-02). Since 2003-04, the size of SCSP is being made at least in proportionate to the percentage of SC population of the State. The financial performance under the Scheduled Castes Sub Plan during 8th, 9th and 10th Five Year Plan period remained between 46% and 66%. The performance during 11th Five Year Plan remained between 52% and 71%. The performance during first three years of 12th Five Year Plan remained satisfactory at the level of 67%, 72% and 67% respectively. The year-wise detail of performance under SCSP as compared to the State Plan Outlay since 8th Five Year Plan is given as under:-

(₹ Crore)

Year	State Plan			Scheduled Castes Sub Plan			
	Outlay	Exp.	%age performance	Outlay	%age of SCSP outlay to Annual Plan outlay	Exp.	%age Performance
1	2	3	4	5	6	7	8
8th Plan (1992-97)	6570.00	6818.83	103.79	954.06	14.52	447.98	46.46
1992-1993	1150.00	891.88	77.55	164.06	14.27	88.58	53.99
1993-1994	1250.00	1125.42	90.03	195.00	15.60	105.88	54.29
1994-1995	1450.00	1419.46	97.89	200.00	13.79	87.42	43.71
1995-1996	1675.00	1587.68	94.79	200.00	11.94	90.50	45.25
1996-1997	1850.00	1794.39	96.99	205.00	11.08	75.60	36.87
9th Plan (1997-02)	11500.00	10032.84	87.24	1150.00	10.00	759.41	66.03
1997-1998	2100.00	2021.24	95.80	210.00	10.00	134.59	64.09
1998-1999	2500.00	2007.04	80.22	220.00	8.80	57.80	26.27
1999-2000	2680.00	1753.17	65.42	304.00	11.34	173.71	57.14
2000-2001	2700.00	2045.25	75.75	312.00	11.56	194.04	62.19
2001-2002	3357.00	2206.14	65.72	472.00	14.06	199.27	42.22
10th Plan (2002-07)	18657.00	13619.42	73.00	2883.60	15.46	1636.44	56.74
2002-2003	2793.00	1768.45	63.32	392.33	14.05	172.39	43.94

Year	State Plan			Scheduled Castes Sub Plan			
	Outlay	Exp.	%age performance	Outlay	%age of SCSP outlay to Annual Plan outlay	Exp.	%age Performance
1	2	3	4	5	6	7	8
2003-2004	2822.00	1587.33	56.25	819.95	29.06	132.30	16.14
2004-2005	3479.80	1960.93	56.35	886.00	25.46	155.21	17.50
2005-2006	3550.00	3754.67	105.77	934.62	26.33	444.52	47.56
2006-2007	4000.00	5751.83	143.80	1154.00	28.85	732.02	63.43
11th Plan (2007-12)	28923.00	-	-	8718.00	30.14	-	-
2007-2008	5111.00	5023.96	98.30	1330.00	26.02	749.73	56.37
2008-2009	6210.00	6925.00	111.51	1792.00	28.86	1235.87	69.00
2009-2010	8625.00	4974.00	57.66	2488.31	28.85	1316.08	52.89
2010-2011	9150.00	8325.28	91.00	2640.00	28.85	2319.87	87.87
2011-2012	11520.00	7457.45	64.73	3323.52	28.85	2095.04	63.03
12th Plan (2012-17)	92100.00			26570.00	28.85		
2012-13	14000.00	9895.71	70.68	4039.00	28.85	2725.65	67.48
2013-14	16125.00	11807.88	73.23	4653.00	28.85	3371.74	72.46
2014-15	20099.83	15481.45	77.02	6432.00	32.00	4320.68	67.17
2015-16	21173.91	24375.15	115.12	6764.10	31.95	7655.30	113.17
2016-17	30688.00 (Revised)	NA	..	10289.00 (Revised)	33.53	8619.06	83.76
2017-18	5524.10

2.12 While determining the SCSP outlay under various schemes, the following factors/criterion have been taken into account :-

- Actual flow of beneficiaries under the beneficiary oriented
- SC population of the State,
- Enrolment of SC students in the Educational Institutes,
- Reservation policy in Admissions/Services,
- SC dominated villages having 40% or more SC population and
- Agricultural land holding owned by Scheduled Castes.

2.13 For the Year 2014-15, SCSP has been implemented as per the above criterion and decision of the CMM dated 20.01.2014, to the extent possible. Efforts shall be made to further rationalize the SCSP schemes as per the requirement in the near future and also to reduce the notional allocation, to formulate the new schemes and restructure the existing schemes as per the felt needs of SC people in consultation with the implementing departments to the extent possible.

Scheduled Castes Sub Plan 2017-18

2.14 Ministry of Finance, Government of India has issued guidelines on 23.08.2016 to the states for merger of Plan and Non-Plan outlays. Para 66-68 (**Annexure-E**) of these guidelines relates to “Earmarking of funds for Scheduled Castes Sub Plan (SCSP) and Tribal Sub Plan (TSP).” With the merger of plan and non-plan allocations, the quantum of allocation for schemes will be higher in those cases where non-plan provisions also form part of a scheme or in case where separate non-plan schemes are in existence. To take care of such potential imbalance and ameliorate the problem of unrealistic earmarking of funds for SCSP/TSP, the followings are suggested in the guidelines dated 23-8-2016:-

- (i) the percentage share of SC/ST components of scheme, allocations should not be lower than the level provisioned in Budget estimates of 2015-16 and 2016-17 (average of absolute level of expenditures on SC/ST to the total plan allocation at BE stage) would be considered;
- (ii) The exclusion of demands related to complete Department, or specific schemes, therein from such mandatory provision would be specifically spelt out;
- (iii) For the existing schemes, percentage allocation may be reviewed. The percentage earmarking for the allocation may be worked out considering the scope of each of their schemes for such earmarking.
- (iv) With the removal of distinction between Plan and Non Plan, the allocation for SCSP/TSP will need to be based as a certain % of scheme allocations in the identified Demands for Grants. With non plan component inflating the denominator, the actual SC/ST

earmarking would need to equal at least average of absolute level of expenditures on SC/ST to the total Plan allocation at BE stage in those years and

- (v) After deciding the list of exclusions, the allocations for SC/ST components will be earmarked from the eligible provisions.

2.15 In view of the above, the size of the Scheduled Castes Sub Plan (SCSP) for 2017-2018 is determined as under:-

Sr. No.	Item	Amount (₹ Crore)
1.	Estimates of Expenditure 2017-18 (for erstwhile Plan schemes)	16858.72
2	Size of SCSP (estimates of SCSP expenditure) 2017-18.	5524.10
3	Percentage of size of SCSP	32.77

2.16 The size of SCSP for 2017-18 has been pegged at ₹ 5524.10 Crore which is 32.77% of the Estimates of Expenditure (for erstwhile Plan schemes) of ₹16858.72 Crore for 2017-18. The programme wise break up of allocation for 12th Five Year Plan (2012-17) alongwith estimates of SCSP expenditure is given below:-

Sr. No	Programme	(₹ Crore)				
		12 th Plan SCSP (2012-17)		SCSP 2016-17		SCSP 2017-18 Estimates of SCSP Exp.
		Outlay	Exp. (2012-16)	Approved outlay	Exp. (Ten.)	
1	2	3	4	5	6	7
1	Health, Housing & Environmental improvement and other community development Programme.	17726.90	13236.81	7482.31	6948.50	2531.88
2	Social Security Programme	2663.43	1712.91	802.67	595.65	870.60
3	Education, Training and Skill Dev. Programme	4917.96	1799.18	940.48	601.68	1031.12
4	Economic Dev. Programme	1261.71	1324.47	1063.54	473.23	1090.50
	Total	26570.00	18073.37	10289.00	8619.06	5524.10

2.17 During 2017-18, out of SCSP allocation of ₹ 5524.10 crore, the funds amounting to ₹ 2254.12 Crore are likely to be spent as Centre Share under various Centrally Sponsored Schemes. In addition, Special Central Assistance of ₹ 47.91 crore is likely to be utilized under the Central Sector Scheme “**Special Central Assistance (SCA) to Scheduled Castes Sub Plan (SCSP)**” during 2017-18. Accordingly, total expenditure of ₹ 5572.01 Crore is likely to be incurred under SCSP during 2017-18, including ₹ 613.23 Crore to assist 3,86,286 Scheduled Caste families under Point No. 11(i) of 20 Point Programme.

**

CHAPTER- III

EXCLUSIVE SCHEMES FOR SCHEDULED CASTES

State Government is committed for socio-economic and educational development of SCs in the State. To implement SCSP in a more effective manner, the Council of Ministers in its meeting held on 20.1.2014 has taken many policy decisions. One of the major policy decision is that Directorate of SCSP (Welfare Department) will work as Planning Department for the beneficiary oriented SCSP schemes/components, wherein, the direct benefit accrues to the individual or the families belonging to the Scheduled Castes.

3.2. During 2016-17, out of SCSP budgeted outlay of ₹ 4649.63 crore, ₹ 861.45 crore has been allocated for the overall development of Scheduled Castes. This allocation was 18.52% of budgeted SCSP outlay (₹4649.63 crore) and 9.98% of total SCSP outlay (₹8624.55 crore). A tentative expenditure of ₹452.83 crore is likely to be incurred under these schemes during 2016-17.

3.3 For the year 2017-18, ₹ 873.55 crore have been allocated for these schemes, out of total size of SCSP ₹ 5524.10 crore. Write up of these schemes is as under :-

DAIRY DEVELOPMENT

DD-05 Promotion of Dairy Farming as Livelihood for SC Beneficiaries.

Approved Outlay-₹50.00 Lac

3.4 The major chunk of milk comes from backyard dairy units where a few dairy animals are kept mainly by the scheduled castes. They are constrained to increase their income (due to various impediments). The objective of this scheme is to provide technical knowhow and financial assistance to SCs for setting up dairy units. Under the scheme, two weeks training in dairy techniques is imparted to the target group. In the second stage, a unit of two animals is set up with a loan from banks and subsidy by State Govt. Subsidy

@50% of unit cost, subject to ceiling of ₹30,000/- per animal is provided. In addition, ₹ 9000/- (₹4500/-one animal) is spent for the insurance of these animals.

3.5 An expenditure of ₹5.00 lac (tentative) has been incurred during 2016-17. With this amount only training component could be covered and 116 SC persons were trained in dairy techniques. An outlay of ₹50.00 lac has been earmarked during 2017-18 to cover 1200 SC persons.

RURAL DEVELOPMENT AND PANCHAYATS

RDO(S)-21 Modernisation and improvement of the villages where SC population is more than 34% to 50%.

Approved Outlay- ₹1.00 lac.

3.6 As per census-2011, out of total inhabited 12,168 villages in the State, 3455 villages have SC population between 34% to 50%. For the overall development of such villages, a new scheme was included exclusively meant for SCs in the Annual Plan 2016-17 with an outlay of ₹380.00 lac. However, scheme could not take off during 2016-17. A token provision of ₹1.00 lac has been made during 2017-18.

INDUSTRY & MINERAL

VSI-23 State scheme for awareness and entrepreneurship development to promote SC/STs under Stand-up India Project.

Approved Outlay – ₹55.00 Lac

3.7 This new scheme has been introduced in the year 2017-18. Entrepreneurship Development is a mean to harness the human and natural resource potential of the State by developing soft as well as hard skills through systematic training. Though over the years education has proved to be the best means for their development, it has not reached the majority of the SC population. Therefore, it has been decided to create awareness about entrepreneurship by conducting Entrepreneurship Awareness Programmes

across the State. The objective of the scheme is to build awareness amongst SC youth about alternative options and to increase familiarity with the availability of various support systems, their roles, functions, schemes and incentives and other facilities to the youth to start own Micro Small Medium Enterprises. This programme will also provide knowledge regarding viable projects available in various sectors and will motivate SC youth to consider self employment as their career option. Each programme will be of two days duration and 100 participants will be provided awareness. During the year 2017-18, 150 awareness programmes will be organized to provide awareness to 15000 SC youth in all districts of the State. The motivated candidates can further join Entrepreneurship Development Programme technology based which will primarily focus training in specific trades like leather, phulkari, sports goods, beauty culture, mobile repair, screen printing, electrician, plumber, tie & dye technology, tractor repair, welding, printing etc.

A budget provision of ₹ 55.00 lac has been made during 2017-18 to motivate 15000 SC youths.

GENERAL EDUCATION

EDS-31 Provision of education Facilities to the children of SC working as agricultural labourers.

Approved Outlay- ₹1.00 Lac.

3.8 As per census-2011, out of the total SC labour force (31.79 lac), 11.00 lac are agricultural labourers (8.05 lac main workers and 2.95 lac marginal workers). These people are very poor and their only mode of survival is to work as farm labourers with landlords. In case, the agricultural labourer is unable to do the assigned work on day to day basis, his children or his wife have to work overtime to complete this work in time. They have not enough money to provide education facilities and basic health facilities to their children. In order to provide education facilities to the wards of these people, State Govt. had decided to launch a new scheme during 2016-17 with the objective to provide education facilities like uniform, shoes, bags and stationary to the children belonging the SC agricultural labourers studying in govt. schools from class 1st to 10th. However,

the scheme could not take off during 2016-17. A token provision of ₹ 1.00 lac has been earmarked under the scheme for the year 2017-18.

WELFARE OF SCs

WSC-03 Houses to Houseless SCs in Rural and Urban Areas

Approved Outlay- ₹ 7000.00 Lac

3.9 Under the scheme, houses to SC families, who are either houseless or having Kacha houses in dilapidated condition, grant for purchase of plot and construction of a house is provided by the State Government. As per previous norms, ₹ 25,000/- was given for purchase of a plot and ₹ 20,000/- for construction of a house.

3.10 From the year 2009-10, the condition of BPL SC families for providing grant under this scheme has been waived off. Now, SC families having annual income of ₹ 1.00 lac or less than ₹ 1.00 lac shall be covered under this scheme. Keeping in view the increase in the rate of land, grant @ ₹ 50,000/- to each SC houseless family will be given for construction of a new house consisting of one room and one kitchen. The funds for construction of toilets will be provided under "Rural Sanitation Programme" Besides, grant @ ₹ 20,000/- for each beneficiary shall be provided for the conversion of Kacha house into a pacca house. In 2016-17 the scheme couldn't be implemented due to non release of funds by Finance Department. An outlay of ₹ 7000.00 lac has been earmarked under the scheme for the year 2017-18 to cover 14000 SC beneficiaries.

WSC-05(i) Attendance Scholarship to SC Primary Girl Students

Approved Outlay- ₹800.00 Lac

3.11 With the objective to check the dropout rate among SC girls, at primary level, attendance scholarship @ ₹ 50/- p.m., per student for 10 months in a year is awarded to domicile scheduled caste girls of Punjab subject to the following condition:-

- i) The parents should not have more than five acres of land;
- ii) Their parents /guardians should not be income tax payees and
- iii) Minimum 75% class attendance is required for award of scholarship.

3.12 An outlay of ₹ 800.00 lac was earmarked under the scheme for the year 2016-17. However, the scheme could not be implemented due to non release of funds by Finance Department. An outlay of ₹800.00 lac has been earmarked under the scheme for the year 2017-18 to cover 1.60 lac students.

WSC-7 New Courses/Vocational training in ITIs for SC students (Staff expenditure, scholarship to SC students etc)

Approved Outlay- ₹900.00 Lac

3.13 Dropout rate of SC youth is very high, so it is necessary that some skill training be also provided to such youth. With this objective, the scheme aims at to provide skill development/vocational training to SC youth possessing certain minimum qualification in NCVT/SCVT approved trades in Industrial Training Institutions of Technical Education and Industrial Training Department., Punjab. The certificate issued after completion of the training in these trades are valid through-out the country and also recognized by ILO, as such, the youth possessing these certificates will be able to get jobs in the foreign countries also. Tentative expenditure of 265.44 lac is likely to be incurred under the scheme during the year 2016-17 to cover 2796 beneficiaries. An outlay of ₹900.00 lac has been earmarked under the scheme for the year 2017-18 to cover 4000 beneficiaries.

WSC-9(i) Ashirwad to SC Girls/widows/divorcee and the daughters of widows at the time of their marriages.

Approved Outlay- ₹13000.00 Lac

3.14 Under this scheme, financial assistance of ₹15,000/- is given to Scheduled Caste girls, daughters of widows of any caste at the time of their

marriage and Scheduled Caste widows/divorcees at the time of their re-marriage subject to the following conditions:-

- i. The girls should be 18 years old or above.
- ii. The annual income of the family from all sources should not exceed ₹32,790/- w.e.f. 13.2.2014.
- iii. The applicant shall have to submit his application for getting financial assistance in the prescribed proforma before or after the 30 days of the marriage of the girl.
- iv. The parents/guardians of the girl should be domicile of Punjab.
- v. The amount of shagun is limited upto two girls of the concerned family under shagun scheme.

State Govt. has decided to rename the scheme as Ashirwad. It has also been decided to transfer the amount of ₹ 15,000/- directly in the Bank Account of the beneficiary through DBT. Tentative expenditure of ₹ 8986.05 lac has been incurred under the scheme during 2016-17 to cover 83907 beneficiaries. An outlay of ₹13000.00 lac has been earmarked under the scheme for the year 2017-18 to cover 67,000 SC beneficiaries.

WSC-10 Assistance to NGOs, Trusts and other Social Institutions for Solemnizing Mass Marriages for SC couples.

Approved Outlay- ₹100.00 Lac

3.15 The objective of the scheme is to encourage the Institutions, Trusts & NGOs etc. to provide financial help to SC & Inter-caste SC couples, working for the removal of untouchability, removing the gap between low high, maintaining communal harmony in the State. To fulfill this objective, the State Govt. has decided to involve the participation of reputed and registered NGOs, Trust and other Social Institutions who will solemnize mass marriage of poor and needy Scheduled Castes/Inter-caste marriages of Scheduled Castes so that parents of this poor strata of society are relieved to some extent. Such NGOs will be provided financial assistance to solemnize such marriages. Under this scheme, marriages between the following categories will be covered:-

- i. Between Scheduled Castes (at least one of member should belong to BPL category)
- ii. Non Scheduled Caste groom and Scheduled Caste BPL girl.
- iii. Non Scheduled Caste girl with Scheduled Caste BPL groom.

3.16 Financial Assistance in the shape of cash will be provided to individuals or institutes which solemnize more than ten mass marriages of SC couples. ₹ 75000/- per marriage shall be given to an institution/Trust/NGO, out of which ₹60,000/- will be given for utensils, furniture and gold etc. to the couple while ₹15,000/- will be given to the organizer, individual/institute as encouragement award. Scheme could not implemented during 2016-17 due to non release of funds by Finance Department. An outlay of ₹ 100.00 lac has been earmarked under the scheme for 2017-18 to cover 133 couples.

WSC-12 Construction of building for the Welfare Department at the State Headquarter.

Approved Outlay- ₹ 2.00 Lac

3.17 At present, various wings of the Welfare Department i.e. Directorate of Welfare of SCs and BCs, Directorate of Scheduled Castes Sub Plan, Punjab State Scheduled Castes Finance and Land Development Corporation, Punjab State Commission for Scheduled Castes and Punjab State Backward Classes Commission are housed in the rented buildings and are located at distant Places/ different sectors in Chandigarh and SAS Nagar, Mohali. This Causes a lot of inconvenience to the SCs, BCs and minorities communities in approaching the different offices resulting in wastage of time and making them incur unnecessary expenditure which they can't afford. The Welfare Department has decided to construct a department Head Quarter building at S.A.S. Nagar (Mohali) near Chandigarh to house all the above said officers in one complex to create a single window system for the services being rendered to these sections of the society. One acre is available with the Punjab Scheduled Castes Finance and Land Development Corporation in Phase-9 at S.A.S. Nagar, Mohali. The estimated cost for construction of the building is ₹22.00 crore. Modalities of the scheme like funding pattern and requirement of space are being worked out for different

wings of the Welfare Department and other departments etc. Token Provision of ₹ 2.00 lac has been earmarked under the scheme for 2017-18.

CS(WSC)- 05/01-34 Scholarship for Post Matric Students for Scheduled Castes (100% GoI, over and above committed liability of State Government) (Shifted from Non Plan)

Approved Outlay ₹56000.00 Lac

3.18 The objective of the Scheme is to provide financial assistance to the scheduled Caste students studying in Post Matriculation or Post Secondary stage to enable them to complete their education. These scholarships are available for students in India. Scholarship is paid to the students whose parents/guardians income from all sources does not exceed ₹ 2.50 per annum. The value of scholarship includes maintenance allowance, provision for students with disabilities, re-imburement of compulsory non refundable fees, study tour charges, thesis typing/printing charges and book allowance for students pursuing correspondence charges, for complete duration of the course. The rate of scholarship varied from ₹ 230/- to ₹1200/- depending upon the class and course of study. The Govt. of India has merged Book Bank Scheme to SC students studying in Medical. Engineering, Veterinary, Agriculture and Polytechnics etc. in the Post Matric Scholarship to SC Students from year 2003-04. Scholarship is directly transferred by GOI in the bank accounts of the claimant student through DBT system.

An expenditure of ₹ 32075.81 lac has been incurred during 2016-17 under the scheme to cover 3.05 lac SC students. An outlay of ₹ 56000.00 lac has been earmarked under the scheme for 2017-18 to cover 3.41 lac SC students.

CS(WSC)-02 Babu Jagjivan Ram Chhatrawas Yojana- Construction of Hostels for SC Girls in Schools & Colleges (100% GoI)

Approved Outlay-₹ 1000.00 Lac

3.19 The objective of the scheme is to provide hostel facilities to SC girl students studying in middle/higher secondary schools, colleges and universities.

The maximum number of girls to whom the accommodation is to be provided in each hostel under the scheme should not exceed 100.

3.20 Funding Pattern:

- (i) 100% Central assistance would be provided to the State Governments,
- (ii) 90% Central assistance would be provided to NGOs and deemed universities in the private sector, only for expansion of the existing hostel facilities.

3.21 Tentative expenditure of ₹47.62 lac is likely to be incurred under the scheme during 2016-17. During 2017-18, an outlay of ₹1000.00 lac has been earmarked under the scheme.

CS(WSC)- 05/03 Babu Jagjivan Ram Chhatrawas Hostels for SC Boys & Girls in Schools & Colleges (50:50) (GoI:GoP Shifted from Non Plan)

Approved Outlay - ₹200.00 Lac

3.22 The objective of the scheme is to attract the implementing agencies for undertaking hostel construction especially for SC girls in order to reduce their drop out rate. Under the scheme, financial assistance is provided both for fresh construction of hostel buildings and for expansion of the existing hostel facilities. The Non-Government Organization (NGOs) and deemed universities in the private sector having good track record will also be eligible for the central assistance under the scheme only for expansion of their existing hostel facilities.

3.23 Funding Pattern

- i) 50% central assistance to State Government on matching share basis.
- ii) 90% central assistance to Central Universities/institutions (remaining 10% cost to be borne by the university/institution concerned) while for State Universities /Institutions, the central assistance would be 45%, the remaining 55% cost to be borne by the University/institution concerned and the State Government in the ratio of 10:45.

- iii) 45% central assistance to Non-Government Organisations (NGOs) and deemed universities in the private sector for expansion of their existing hostels (remaining 55% cost to be borne by the agency concerned and the State Government in the ratio of 10:45)

3.24 Tentative expenditure of ₹31.05 lac is likely to be incurred under the scheme during 2016-17. During 2017-18, an outlay of ₹200.00 lac has been earmarked under the scheme.

CS(WSC)- 06/10-50 Implementation of Protection of Civil Rights Act-1955 and the Scheduled Castes & the Scheduled Tribes (Prevention of Atrocities Act 1989) (Shifted from Non Plan) (50:50)

Approved Outlay-₹500.00 lac

3.25 As per 2011 Census, the percentage of Scheduled Castes population (31.94%) is highest in the Country. "Protection of Civil Rights Act, 1955 and the "The Scheduled Castes and the Scheduled Tribes (Prevention of Atrocities) Act 1989"; have been enacted as Central Act, applicable in all States including the State of Punjab. This scheme was introduced in the year 1986-87 with the aim to remove the untouchability from the grass root level. Under this scheme, encouragement award of ₹50,000/- is given to inter- caste married couples (Wherein one of the spouse belongs to Scheduled Caste), Panchayats/ Voluntary Organizations who work for the overall development of Scheduled Caste are given assistance of ₹25,000/- . Besides, seminars, debates and Mass Lunch are also organized at Block level. Wide publicity of Welfare Schemes including this scheme is also done through advertisement in various news papers and by distribution of Pamphlets/folders etc.

3.26 Similarly, efforts have been made to minimize atrocities on Scheduled Castes in the State. With the enactment of Prevention of Atrocities Act, 1989 & Prevention of Atrocity Rules, 1995, the State Govt. has taken effective measures for the prevention of atrocities and to cope with any offence under this Act. Tentative expenditure of ₹420.97 lac is likely to be incurred

under the scheme during the year 2016-17. An outlay of ₹500.00 lac has been earmarked under the scheme for the year 2017-18.

WSC-01 Share Capital Contribution to PSCFC (State Share 51% & GOI 49%).

Approved Outlay - ₹1889.00 lac

3.27 Under the scheme, direct loaning is done by Punjab Scheduled Castes Land Development & Finance Corporation (PSCFC) out of its share capital provided by the State Government and Government of India in the ratio of 51:49. The corporation is implementing direct lending scheme, economic venture scheme and the schemes pertaining to the liberation and rehabilitation of scavengers. Besides, the corporation is also utilizing its share capital in varying proportions in various schemes viz, karyana shop, electric shop, handloom, transport vehicles scheme, cloth shop, cycle/scooter repair shop, goat rearing scheme and shoe making being run in collaboration with National Safai Karmcharies Finance and Development Corporation (NSFKDC) and National Handicapped Finance and Development Corporation (NHFDC),

3.28 Tentative expenditure of ₹2163.00 lac is likely to be incurred under the scheme during 2016-17 to cover 1400 SC beneficiaries. An outlay of ₹1889.00 lac has been earmarked under the scheme for 2017-18 to give benefit to 1400 SC beneficiaries.

CS(WSC)-04 Pre-Matric scholarship for Scheduled Caste Students Studying in class IXth & Xth (100% GOI)

Approved Outlay-₹70.00 lac

3.29 The objective of the Scheme is to support parents of SC children for education of their wards studying in classes IXth and Xth so that the incidence of dropout, especially in the transition from the elementary to the secondary stage is minimized and to improve participation of SC children in IXth and Xth classes at the pre-matric stage. This scheme was introduced in the year 2012-13 w.e.f. 1.7.2012.

3.30 The financial assistance under the scheme is admissible only for study in India and the student will be awarded by the State Government /Union Territory to which the applicant belongs i.e. where he is domiciled.

3.31 Conditions of Eligibility

- I. Student should belong to Scheduled Caste.
- II. His/her Parent/Guardian's income should not exceed ₹2.00 lakh per annum
- III. She/he should not be getting scholarship from any other Centrally funded pre matric scholarship
- IV. She/he should be a regular, full time student studying in a Government School or in a School recognized by Govt. or Central/State Board of Secondary Education.

3.32 The value of scholarship includes the following for the duration of the course:-

Item	Day Scholars(₹)	Hostellers(₹)
Scholarship for 10 months	150 P.M.	350 P.M
Books and Adhoc Grant	750 P.M	1000 P.M

3.33 Scholarship amounting to Rs. 27.99 crore was directly released by GOI to 125197 students through DBT during 2016-17. An outlay of ₹70.00 lac has been earmarked under the scheme for 2017-18 to provide scholarship to 2,33,646 students.

CS(WSC)07 Up gradation of Merit of SC Students (100% GoI)

Approved Outlay -₹71.00 lac

3.34 Under the scheme, 100% Central Assistance is provided to the States for arranging remedial and special coaching for Scheduled Castes students studying in class IXth to XIIth. While remedial coaching aims at removing deficiencies in school subjects, special coaching is provided with a view to prepare students for competitive examinations for entry into professional courses like engineering and medical. The main objective of the scheme is to

upgrade the merit of Scheduled Caste students by providing them special coaching for their all round development through education in residential and non residential schools.

3.35 Admission and selection process is left at the discretion of the concerned state government which will ensure total transparency and fairness both in the identification of coaching institutions and beneficiary students. The school selected under the scheme should have the facilities necessary for all round development of the child, enough hostel facilities and should shown good/excellent performance. A package grant of ₹25,000/- per student per year will be given with the following break-up:-

- (i) ₹ 15000 per student per year as under:-
 - Boarding & lodging charges @ ₹900 per month for 10 months = ₹9000
(This component would be payable to the students studying in residential schools only.)
 - Pocket money @ ₹300 for 10 months= ₹3000
 - Books and Stationary ₹3000
- (ii) ₹10,000 per year per student for honorarium to principal, experts and other incidental charges.

3.36 Scheme could not be implemented during 2016-17 due to non release of funds by Finance Department. An allocation of ₹ 71.00 lac has been earmarked under the scheme for 2017-18.

CS(WSC)53 Pradhan Mantri Adarash Gram Yojana (PMAGY) in SC villages (50:50) (Gol-GoP) (GOI share includes incentive grant)

Approved Outlay-₹1000.00 lac

3.37 This programme was launched by Government of India during 2009-10 for integrated development of 1000 villages having more than 50% SC population. The Pilot scheme was taken up in 5 states, which has been extended to 1500 new SC majority villages in the Country including Punjab. Punjab State has been included in the scheme during 2014-15. There are 2800 villages in Punjab having more that 50% scheduled Caste population. PMAGY aims at to

ensure all round integrated development of SC majority villages into model villages. These villages should, inter alia, satisfy the following norms:-

- (i) They have all requisite physical and social infrastructure for their socio economic development.
- (ii) Disparity between SC and non SC population in terms of common socio economic indicators (e.g. literacy rate, completion rate of elementary education, IMR/MMR, ownership of productive assets, etc.) is eliminated, the indicators are raised to at least the level of the national average and;
 - a) All BPL families, especially those belonging to SCs, have food and livelihood security, and are enabled to cross the poverty line and earn an adequate livelihood.
 - b) All children complete at least eight years of education, and
 - c) Incidence of malnutrition, especially among children and women, is eliminated.
- iii) Untouchability, discrimination, segregation, and atrocities against SCs are eliminated, as are other social evils like discrimination against girls/women, alcoholism and substance (drugs) abuse etc. and all sections of society are able to live with dignity and equality, and in harmony with others.

3.38 Integrated Development of selected villages will be primarily achieved through implementation of existing schemes of central and state governments in a convergent manner. Gap filling funding @ ₹20.00 lac per village will be provided by Government of India (with expectation of a matching grant from State Government) for meeting special requirements of villages which cannot be met from existing schemes. Besides, incentive grant will also be provided by Central Government. Efforts will also be made to rope in Public Sector undertakings (PSUs) and also private corporate sector in the development of selected villages and to dovetail their initiatives under Corporate Social Responsibility (CSR) with PMAGY).

3.39 In the first stage, total 100 villages (50 villages each of Sri Mukatsar Sahib district and Hoshiarpur district) were selected during 2015-16 and the development works in these villages are almost complete. The development works in these villages have been carried out as per the actual need of the village. During 2016-17 list of 50 villages was sent to MoSJE, Gol, but the approval of the ministry has not been received so far. Funds from the ministry were also not received during 2016-17.

3.40 During 2017-18, an outlay of ₹ 1000.00 lac has been earmarked for development of 100 villages.

WSC(D)-01 Construction of Dr.B.R.Ambedkar Bhawans and their operation

Approved Outlay -₹2825.00 lac

3.41 The scheme was started in 1990-91 to commensurate the memory of Dr.B.R. Ambedkar. The state government is setting up Ambedkar Bhawans at each district headquarter. These Bhawans consists of an auditorium hall with seating capacity of 500 seats approximately, meeting hall with seating capacity of 50 seats and a library-cum-research centre. The district wise status of Ambedkar Bhawans is as under:-

- i. Completed and functional -14 Distts (Fatehgarh Sahib, Sri Muktsar sahib, Faridkot, Gurdaspur, Kapurthala, Roopnagar, Sangrur, Mansa, Bathinda, Moga, Firozpur, Patiala, Shaheed Bhagat Singh Nagar and Ludhiana).
- ii. Incomplete-3 Distts- (Hoshiarpur, Jalandhar, and Amristar)
- iii. Work yet to be started in 5 districts- (S.A.S. Nagar, Tarn Taran, Barnala, Fazilka and Pathankot). Land is being acquired in these districts.

3.42 Tentative expenditure of ₹315.00 lac is likely to be incurred under the scheme during 2016-17. During 2017-18, an outlay of ₹2825.00 lac has been earmarked for the purpose.

WSC (D)-02 Award to SC Sports Students (6-12 Classes)

Approved Outlay-₹25.00 Lac

3.43 The objective of the scheme is to inculcate the spirit of competition amongst scheduled caste students in the field of sports. The SC students who stand 1st, 2nd and 3rd from 6th to 12th classes were given awards at the rate of ₹25/- p.m. per students in each educational block. This amount has been enhanced w.e.f. 21-3-2014, as per detail given below :-

Primary Level	₹500 per year for 3 years
Middle Level	₹750 per year for 2 years
Higher secondary Level	₹1000 per year for 2 years

3.44 Award money is directly transferred in the bank accounts of the claimant student through DBT system.

3.45 Tentative expenditure of ₹23.45 lac has been incurred under the scheme during 2016-17 to cover 3241 students. An outlay of ₹25.00 lac has been earmarked for this purpose during 2017-18 to cover 3,140 SC sports students.

WSC-50 Loan waiver scheme for PSCFC

Approved Outlay-₹1766.00 Lac

3.46 There are many SC people who are unable to pay back the loan taken from Punjab Scheduled Castes Land Development and Finance Corporation due to various reasons like failure of the venture, death of the borrower or natural calamity etc. It has been decided to waive of the loan of those borrowers whose loan is upto 50,000 (lumpsum) including interest/penalty etc. as on 31.3.2017. The benefit will be given to those borrower who have been declared defaulter on 31.3.2017. The cut off date for calculation of interest/penalty will be 31.3.2017. Punjab Govt. will reimburse the waived off money to the Corporation and No Objection Certificate will be issued to the borrower only when Punjab Govt. will reimburse the waived off money to the Corporation. In case of those borrowers who have filed any case in Civil Courts

against Corporation, the benefit will be given only after he has withdrawn the case. Executive Director of the Corporation will be the final authority if there is any dispute regarding loan waiving and legal jurisdiction will be Chandigarh. During the year 2017-18 an amount of Rs.17.66 crore has been earmarked for this purpose.

INDUSTRIAL TRAINING

ITI-07 Provision of Free Text Books and Tool Kits to the Scheduled Castes

Approved Outlay -₹ 100.00 Lac

3.47 Under this scheme, students belonging to scheduled castes are provided theory books and tool kits at the time of admission. After the completion of training, they will keep the theory books and tool kits with them so that they are able to set up their own venture.

3.48 Tentative expenditure of ₹9.37 lac has been incurred under the scheme during 2016-17. An outlay of ₹100.00 lac has been earmarked under the scheme during 2017-18 to cover 3500 students.

3.49 The detail of various schemes/programmes to be implemented exclusively for SCs in the year 2017-18 is given at Statement X.

**

CHAPTER IV

SPECIAL CENTRAL ASSISTANCE (SCA) PROGRAMME

Concept

The Ministry of Social Justice and Empowerment, Government of India had launched a Central Sector Scheme “**Special Central Assistance (SCA) to Scheduled Castes Sub Plan (SCSP)**” in the year 1979-80. Special Central Assistance is an additive to the Scheduled Castes Sub Plan of the State and is not linked to any particular programme or scheme. Under this programme, a lumpsum amount is released to the States and formulation of schemes and schematic allocation is done by the States. State Governments have been given full flexibility to formulate the SCA schemes and schematic allocation at their own level keeping in view the felt needs of SC people which may vary from State to State and even from District to District within the State. SCA should be used in an integrated, optimal and cost effective manner in conjunction with the flow of outlays/ benefits from various sources of the State or to be in conjunction with the Scheduled Castes Sub Plan of the State mainly for income generating schemes for SCs living below the poverty line.

Criteria for allocation of SCA to the States

4.2 The criteria for allocation of Special Central Assistance to the States is as under:-

- | | | |
|------|---|-----|
| i) | On the basis of SC population of the State | 40% |
| ii) | On the basis of Relative backwardness of the State (Inverse of State's per capita domestic product) | 10% |
| iii) | On the basis of the percentage of SC families in the State covered by the composite economic development programmes in the Plan to enable them to cross the poverty line. | 25% |
| iv) | On the basis of Scheduled Castes Sub Plan to the Annual Plan as compared to the SC population percentage in the State. | 25% |

4.3 As per guidelines, out of the total SCA released to the States, upto 10% can be utilized for infrastructure development programmes in the villages having 50% or more SC population, at least 10% on skill development training programmes for SCs and 3% for supervision, monitoring and evaluation of economic development schemes implemented with the support of SCA funds. Rest of the amount can be utilized for self employment ventures for which subsidy to the extent of ₹ 10,000/- is permissible. However, in case of skill development programmes, Rs. 15,000/- per trainee can be spent for imparting training to BPL SCs.

4.4 The detailed guidelines issued by the Ministry of Social Justice and Empowerment from time to time regarding utilisation of Special Central Assistance are available at **Annexure-X** on the website of the Welfare Department i.e. www.welfarepunjab.gov.in under section "Directorate of SCSP" and link "GOI guidelines".

Status of SCA received from GOI and utilised by the State Govt. since 10th Five Year Plan (2002-2007)

(₹ lac)

Year	Opening balance	SCA released by GOI	Total SCA available (Col. 2+ Col. 3)	SCA utilized (out of Col. 4)	Un-spent balance (Col.4- Col.5)	Physical achievement (Beneficiaries) (against Col. 5)
1	2	3	4	5	6	7
10th Five Year Plan (2002-07)						
2002-03	3074.72	-	3074.72	1289.85	1784.87	18,353
2003-04	1784.87	680.03	2464.90	380.28	2084.62	3,369
2004-05	2084.62	-	2084.62	112.56	1972.06	9,127
2005-06	1972.06	-	1972.06	659.16	1312.90	6,435
2006-07	1312.90	864.83	2177.73	848.81	1328.92	8,250
11th Five Year Plan (2007-12)						
2007-08	1328.92	375.85	1704.77	1003.25	701.52	12,006
2008-09	701.52	1004.07	1705.59	717.62	987.97	6,996
2009-10	987.97	1075.88	2063.85	555.67	1508.18	5688
2010-11	1508.18	1362.33	2870.51	1057.13	1813.38	11273
2011-12	1813.38	-	1813.38	473.36	1340.02	7075
12th Five Year Plan (2012-17)						
2012-13	1340.02	-	1340.02	425.41	914.61	10416
2013-14	914.61	-	914.61	440.48	474.13	7841
2014-15	474.13	-	474.13	474.13	-	7274
2015-16	-	2708.95	2708.95	1313.13	1395.82	14863
2016-17	1395.82	5239.94	6635.76	1224.57	5411.19	12185

4.5 An allocation of ₹ 47.91 Crore has been earmarked during 2017-18 to cover 44786 beneficiaries under various Skill Development/ Subsidy Schemes and 50 SC dominated villages for infrastructure development. Also 972 awareness camps will be organized.

4.6 The department wise and scheme wise detail regarding financial and physical achievements during 2015-16 and 2016-17 and financial and physical Action Plan for 2017-18 is given in the Statements IV, V & VI.

4.7 Steps Taken for effective implementation of SCA programme

(i) Constitution of District Level Scrutiny Committee

State Govt. has constituted a District Level Scrutiny Committee on 15-05-2015 for scrutinizing the proposals received from Non Government Organisations (NGOs) under Special Central Assistance & Plan scheme PM 06-“Assistance to NGOs”. This committee has been constituted under the Chairmanship of the Additional Deputy Commissioner (Dev.) of the concerned district. The concerned District Welfare Officer is the member secretary of the Committee. The members of the committee are District Head of the concerned department (in case of PM 06 scheme), representatives of the mother NGO of the District/SOSVA and the concerned NGO whose proposal is being considered. The constitution of the committee is given in the **Annexure-F**.

(ii) Raising of income limit for training schemes under SCA

Although State Govt. has enhanced the annual income limit for BPL SCs (from ₹ 20,000/- to ₹ 67649/- for rural areas and from ₹ 27500/- to ₹ 88756/- for urban areas) on 8-10-2015 (**Annexure-G**), yet keeping in view the possibility of less admission in the training schemes, State Govt. has enhanced the income limit for BPL SCs candidates seeking admission in training courses implemented under Special Central Assistance Programme. As per the new criteria, preference will be given to those BPL SC candidates whose family income is ₹67649/- for rural areas and ₹ 88756/- for urban areas. However, if the seats

remain vacant under training programmes, the admission will be given to those SC candidates whose family income is ₹ 2.50 lac per annum. The notification issued by the State Govt. is at **Annexure-H**.

Department-wise write up of schemes to be implemented under SCA Programme during 2017-18.

I. WELFARE OF SCHEDULED CASTES

SCA(SC)-1 Setting up of institutes for training in typing & stenography to below poverty line SCs

Approved Outlay - ₹ 157.40 Lac

4.8 Under the Scheme, training in Stenography (Punjabi and English) is being imparted at Stenography Institute at SAS Nagar, (Seating capacity 80) since 1984-1985 to the unemployed below the poverty line SC graduates. Two more training institutes at Ferozpur and Patiala were set up in the year 1999 and one training institute at Amritsar in 2002 on the pattern of SAS Nagar Institute. The sanctioned seats in the training institutes set up at Ferozpur, Patiala and Amritsar is 50 seats each (25 English and 25 Punjabi). These training Institutes provide shorthand and typing training (Punjabi and English language) to the unemployed BPL SC graduates. These institutes have also been equipped with the facility of computers. The duration of the training is one year. In addition to the free coaching, stipend @ ₹ 1500 per month is paid to each trainee during the training.

4.9 An amount of ₹ 83.22 lac has been spent to train 180 SC beneficiaries during 2015-16. Similarly, an amount of ₹ 88.74 lac has been spent during 2016-17 for providing training to 113 SCs graduates. An allocation of ₹ 157.40 lac has been earmarked for the year 2017-18 to provide training to 180 beneficiaries under the scheme.

SCA(SC)-3 Providing of equipment /raw material in 24 Training-cum-Production Centres of Welfare Department

Approved Outlay- ₹ 27.90 Lac

4.10 The objective of the scheme is to train SC widows/women and girls living below the poverty line in technical trades so as to enable them to supplement their family income. 24 Training–Cum-Production Centres of different trades were sanctioned in the year 1977-78 i.e. Readymade garments-10, Handloom-5, Canning-3, Plastic goods-1, Leather goods-4, Carpet making-1 are sanctioned. These centres are being supplemented under SCA programme from the year 1994-95. At present only 8 centres are functioning in the State (Readymade garments-5, Leather Goods-2, Handloom-1). 25 trainees are trained in each training centre every year. Duration of the training is one year. Stipend of ₹ 500/- P.M. is provided to the trainees. The items prepared by the trainees during the training period are sold in the market at 10% profit by holding exhibitions on different occasions. The profit money is used as revolving fund for purchase of raw material of the concerned trade. After completion of training, trainees are also provided assistance to take up self-employment in the respective trades. After completion of one batch, the training centres are shifted to other villages preferably SC dominated villages having 40% or more SC population. The concerned village panchayat provides rent free building and also pays the electricity and water charges of the centre running in the village.

4.11 The stipend could not be paid to the trainees during 2015-16 and 2016-17 due to non release of funds by State Finance Department. An allocation of ₹ 27.90 lac has been earmarked for the year 2017-18 to cover 200 trainees under the scheme.

SCA(SC)-4 Strengthening of 108 Community Centres-providing equipment and raw material

Approved Outlay- ₹ 31.50 Lac

4.12 Under the scheme, one year training in cutting, tailoring and embroidery is provided to the below poverty line women/girls to enable them to be self employed/self dependent. The expenditure on the staff is met from the non-plan budget. Funds required for raw material, repair and maintenance of machinery, free sewing machines to the successful trainee etc. are provided from SCA to strengthen the existing 108 Community Centres opened in the State. At present only 39 community centres are functioning.

4.13 In each centre 20 BPL SC women/girls are trained every year. A free sewing machine is given to the trained girls after completion of the training so that they are self-employed. The items prepared by the trainees during the training are sold in the market at 10% profit by holding exhibitions on different occasions. The profit money is used as revolving fund for purchase of raw material for the concerned trade. After completion of one batch, the training centres are shifted to other villages preferably SC dominated villages having 40% or more SC population. The concerned village panchayat provides rent free building and also pays the electricity and water charges of the centre running in the village.

4.14 The sewing machines could not be provided to the trainees during 2015-16 and 2016-17 due to non release of funds by State Finance Department. An allocation of ₹ 31.50 lac has been earmarked for the year 2017-18 to cover 780 trainees under the scheme.

**SCA(SC)-
10** **Creation of infrastructure facilities in the villages having 50%
or more SC population.**

Approved Outlay- ₹ 691.55 Lac

4.15 As per the guidelines of the Ministry of Social Justice & Empowerment, Govt. of India, 10% of the total SCA released to the States can be utilized on creating infrastructure in the villages having 50% or more SC population. Under the scheme, infrastructure facilities such as pucca streets, drinking water, drainage, streets lights, community centres, toilets etc. in the villages having 50% or more SC population of the State can be provided.

4.16 An allocation of ₹ 691.55 Las has been earmarked for the year 2017-18 to provide basic infrastructure facilities to 6910 BPL SC families living in the villages having 50% or more SC population.

**SCA(SC)-
12** **Capital Subsidy to PSCFC under bank tie-up loaning
programme**

Approved Outlay- ₹ 1000.00 Lac

4.17 The objective of the scheme is to provide loan through commercial banks to the SC families living below the poverty line for self-employment / ventures. Capital Subsidy @ 50% of the loan amount subject to the maximum of ₹.10,000/- is provided out of SCA. ₹ 230.00 lac were spent during 2015-16 to provide subsidy to 2300 SC beneficiaries. Similarly, an amount of ₹ 115.30 lac has been spent during 2016-17 to provide subsidy to 1153 BPL SC families. An allocation of ₹ 1000.00 lac has been earmarked under the scheme for the year 2017-18 to cover 10000 SC beneficiaries.

SCA(SC)- 18 Backend Subsidy incentive for loaning schemes of PSCFC.(New Scheme)

*Approved Outlay- ₹ 51.00
Lac*

4.18 This scheme has been introduced under SCA programme during 2017-18. Under this scheme, subsidy of ₹ 10,000/- will be paid to BPL SCs beneficiaries for loaning schemes of PSCFC. The objective of the scheme is to encourage the BPL SCs for taking loans available under direct lending schemes of PSCFC. Also, the beneficiaries will come out of debt trap. The scheme will also encourage the beneficiaries to timely repay the loan. The backend subsidy will be paid only if the beneficiary has timely repaid the loan alongwith interest. The scheme will be applicable for the loans taken during the year 2015-16 and afterwards.

4.19 An allocation of ₹ 51.00 Las has been earmarked for the year 2017-18 to provide backend subsidy to 510 beneficiaries.

II. SCHEDULED CASTES SUB PLAN

SCA(SCSP)- 1 Formulation/ Monitoring/Review and Implementation of SCSP

Approved Outlay- ₹ 14.50 Lac

4.20 The Directorate of Scheduled Castes Sub Plan was set up by the State Govt. in the year 1994 for formulation/monitoring/review and implementation of SCSP/SCA in an effective manner. This Directorate is maintaining the data base of Scheduled Castes in Punjab. For this purpose, a Computer Centre has been set up in the Directorate of SCSP. The basic data of SCs is being uploaded regularly on the website www.welfarepunjab.gov.in. of the Welfare Department. Besides, study tours/training of the officers of the Directorate are proposed to be organized with the objective to update their knowledge and skill in the field of economic planning and SCSP/SCA.

4.21 An amount of ₹ 4.90 lac and 6.50 lac was spent during 2015-16 and 2016-17 respectively under the scheme. An allocation of ₹ 14.50 lac has been earmarked under this scheme for the year 2017-18 as per the following details:-

		(₹ lac)
(i)	Computerisation of Directorate of SCSP	13.50
(ii)	Strengthening of Data Base, Study Tours, Training etc.	1.00
Total:		14.50

SCA(SCSP)-2 Placing of SCA funds at the disposal of district authorities – (i) Deputy Commissioners (ii) District Welfare Officers

Approved Outlay- ₹ 2143.10 Lac

4.22 It has been observed that the development programmes being implemented for the below poverty line Scheduled Castes in the districts tend to get slow down either because a particular input is not available under the approved schemes or certain sanctions/formalities take a long time due to procedural constraints and the matter is referred to the State Headquarters for final approvals. To expedite the implementation of the programme for economic development of SCs some SCA funds are provided to the District Authorities (ADCs and DWOs) on adhoc basis keeping in view the performance of the district(s) and the genuine proposals. Additional Deputy Commissioners(Dev.) and District Welfare Officers formulate the schemes for the economic development of below poverty line Scheduled Castes with reference to their occupational pattern as per the felt needs of the concerned district which increases productivity and income from their limited resources. Additional Deputy Commissioners (Dev.) and District Welfare Officers send these proposals to the Directorate of Scheduled Castes Sub Plan for approval and this Directorate after according the necessary approval sanctions/releases the funds to the concerned district authorities.

4.23 From the year 2016-17, it was decided to involve the District Welfare Officers in the implementation of SCA schemes at the district level. Out of the total funds released under the district level mother scheme, 40% funds are placed at the disposal of DWOs and 60% of at the disposal of ADCs. DWOs have been given DDO powers for the funds earmarked to them under the mother scheme so that they are able to draw funds at the District level.

4.24 Presently District Authorities are providing subsidy items to BPL SCs to make them self employed. The items include power operated spray pumps with safety kits, air compressors and puncture tool kits, rickshaw/rehris, cycle/rickshaws, mobile tea shops, multipurpose rehris etc. Also various training programmes are being run like training in cutting tailoring, phulkari, hand embroidery, beauty parlor, fashion designing, fancy bag manufacturing, welding, AC and fridge repair, two wheeler mechanic, electrician, motor winding, maintenance of invertors and stabilizers, tie and die technology etc. Training programmes have been linked to the self employment and each trainee is given a tool kit free of cost after the successful completion of the training. Also infrastructure creation activities are being taken lie providing RO, sports tool kits and furniture in schools situated in villages having 50% and more SC population.

4.25 An amount of ₹ 833.61 lac was spent by Additional Deputy Commissioners(Dev) during 2015-16 to provide benefit to 9238 beneficiaries. Similarly an amount of ₹ 968.78 lac was spent during 2016-17 to provide benefit to 10,563 beneficiaries. An allocation of ₹ 2143.10 Las has been earmarked for the year 2017-18 out of which ₹ 1286.00 lac (60%) have been earmarked for Additional Deputy Commissioners(Dev) and ₹ 857.10 lac (40%) for District Welfare Officers.

4.26 New Initiative under Mother scheme

During 2016-17 a new scheme namely "Teaching of English language to SC students for comprehending and making English conversation" was started. The objective of the scheme is to improve the English

communication skill of SC students of Secondary schools and colleges to enable them to write and speak in English to express or respond to the simplest day to day events. Under this scheme a one month free course on teaching of English language is provided to improve the English writing and speaking skill. The coaching will be given in the Ambedkar Institutes/Ambedkar Bhawans. Initially the scheme was planned to be implemented in 10 districts namely Mohali, Firozpur, Patiala, Amritsar, Sh. Mukatsar Sahib, Bathinda, Jalandhar, Shahid Bhagat Singh Nagar, Hoshiarpur and Fazilka. However, the scheme could not be fully implemented during 2016-17 due to non release of funds by the District Treasuries except Patiala. Scheme will be implemented during 2017-18 out of the funds earmarked for District Welfare Officers.

SCA(SCSP)-4 Setting up of a Monitoring Cell in the Directorate of SCSP for the purpose of surveys/studies and evaluation

Approved Outlay- ₹ 35.60 Lac

4.27 As per the guidelines of Ministry of Social Justice and Empowerment, Govt. of India with regard to implementation of SCA programme, 3% of the total SCA funds received from Govt. of India can be utilized on staff and infrastructure for proper monitoring of SCA schemes. To know the impact of the Special Central Assistance Programme, the Ministry seeks the information about the number of beneficiaries who have crossed the poverty line after availing the benefit of SCA every year. To meet the requirement of the Ministry on year to year basis, a Monitoring Cell was established in the Directorate of Scheduled Castes Sub Plan during 2010-11. The evaluation reports prepared by this Cell for SCA schemes implemented during 2007-08 to 2012-13 have already been sent to the Ministry. The survey work for the year 2013-14 is at the final stage and the report will be sent to the Ministry shortly. During 2017-18, this cell will also start work for monitoring & evaluation of SCA schemes implemented during 2014-15.

4.28 An amount of ₹ 13.59 lac and ₹ 19.20 lac was spent under the scheme during 2015-16 and 2016-17, respectively. An amount of ₹ 35.60 lac has been earmarked during 2017-18.

III. ANIMAL HUSBANDRY

SCA(AH)-1 Female buffalo calf rearing

Approved Outlay- ₹ 51.00 Lac

4.29 The objective of the scheme is to improve the economic status of the BPL Scheduled Caste landless labourers involved in the Animal Husbandry practices by providing them two young buffalo/cow female calves (about 6 months old) for rearing. When the calves are fully developed, the beneficiaries can sell it in the market or can keep the same for milk production. This would help them to generate additional family income to cross the poverty line. The calves will be selected from the dairy farms around the cities where buffalo/cows of superior genetical potential are available in abundance.

4.30 Under the scheme, each beneficiary will be given two female buffalo/cow calf costing ₹ 10,000/-. De-worming of this calf will be done by the Animal Husbandry Department free of cost. An amount of ₹ 50.00 lac was spent during 2015-16. Scheme could not be implemented during 2016-17 due to non release of funds by the Treasury. An allocation of ₹ 51.00 lac has been earmarked to provide calves to 500 BPL SC beneficiaries under the scheme during 2017-18.

SCA(AH)-2 Setting up of Goat/Sheep rearing units

Approved Outlay- ₹ 50.00 Lac

4.31 Under the scheme, each identified family will be provided a unit of four goats/sheep kids upto 6 months of age (approximately ₹ 2500/- per kid). A subsidy @ 50% of total cost of the unit subject to a maximum limit of ₹ 10,000/-

will be provided to each BPL SC family. Deworming of the goats/sheep would be done by the Animal Husbandry Department free of cost.

4.32 An amount of ₹ 20.00 lac was spent during 2015-16 to provide goat/sheep units to 200 BPL SC beneficiaries. Scheme could not be implemented during 2016-17 due to non release of funds by the Treasury. An allocation of ₹50.00 lac has been earmarked under the scheme during 2017-18 to establish 500 goat/sheep rearing units.

SCA(AH)-4 Establishment of Turkey units for BPL SCs

Approved Outlay- Nil

4.33 Poultry sector provides nutritional security, self-employment and subsidiary income especially to the rural poor. Under this scheme, financial assistance as well as technical guidance will be provided to the BPL SC people interested in taking up the turkey rearing occupations. The scheme envisages to provide 10 turkey poultts (unsexed) of 6-8 weeks at a total cost of ₹ 2500/- to the selected BPL SC families. Besides, each family will be provided a sum of ₹2500/- for construction of Shed (8'X5') and for feed for the turkey birds. Thus, the total cost of a turkey unit is approximately ₹ 5000/-.

4.34 An amount of ₹ 3.30 lac was spent during 2015-16 to provide turkey units to 165 BPL SC beneficiaries. Scheme could not be implemented during 2016-17 due to non release of funds by the Treasury. No budget provision has been made during 2017-18 on the recommendation of the Implementing Department.

SCA(AH)-6 Supply of Hand Driven Chaff Cutter (Toka Machine) to landless/marginal Scheduled Castes families

Approved Outlay- ₹ 40.00 Lac

4.35 This scheme was introduced during 2013-14 on trial basis. The objective of the scheme is to facilitate the landless and marginal below poverty

line Scheduled Caste families by providing them a hand driven chaff cutter at their door step so that they can feed their milch animals properly and easily.

4.36 The landless agriculture labourers and marginal SC farmers who keep with them milch animals and other livestock for their domestic need collect the green fodder from the fields but have no fodder cutter of their own. They have to go to the land owners/large farmers for cutting their fodder. Under this scheme, each beneficiary will be given a good quality hand driven chaff cutter at a cost of ₹ 6000/-.

4.37 An amount of ₹ 4.80 lac was spent during 2015-16 to provide Hand Driven Chaff Cutters (Toka Machine) to 80 BPL SC beneficiaries. Scheme could not be implemented during 2016-17 due to non release of funds by the Treasury. During 2017-18, a budget provision of ₹ 40.00 lac has been made to provide chaff cutter to 500 BPL SC beneficiaries.

IV. DAIRY DEVELOPMENT

SCA(DD)-3 Capacity building programme for Scheduled Castes milk producers (New scheme).

Approved Outlay- ₹ 68.00 Lac

4.38 Scheduled Castes people engaged in dairy activities lack the knowledge of latest milk animal management techniques and information about the different schemes being implemented by the State Govt. for improvement of milk production. Therefore, there is need to reach out to them and help them to provide knowledge at their door steps. This scheme has been added during 2016-17 to organize awareness camps in the SC dominated villages under the supervision of district head of the Dairy Development Department. Expert faculty will be hired for each camp and people will be educated about the latest management practices and govt. schemes for dairy farming/milk production. Printed literature will also be distributed for ready reference of the public.

4.39 An allocation of ₹ 68.00 lac has been earmarked during 2017-18 to organize 972 camps.

V. INDUSTRIES (PUNJAB INFOTECH)

SCA(INFO)-1 Certificate training to 10th & 12th Pass BPL SC boys/girls through CAL-C.

Approved Outlay- ₹ 330.00 Lac

4.40 Punjab Information and Communication Technology Corporation Limited (Punjab InfoTech) is a State Government undertaking which imparts computer education in the Centre for Advance Learning in Computers (CAL-C). These are authorized training centers by the State Govt. At present, there are about 80 training centers running through-out the State. These training centers are well equipped with required staff and infrastructure of the latest technology.

4.41 Course-1 will be certificate course in software applications for 10th pass SC boys/girls. The duration of the course will be 6 months and during this period 315 hrs. training will be imparted in software application. The objective of this course is to enable students to learn IT tools like MS office, TALLY, Desk Top Publishing, Networking etc. commonly used in official environment. Each successful trainee will be given a tablet after completion of the training so that he/she can look for self employment. Punjab Infotech will award certification. 2200 boys/girls (100 from each district) will be imparted training through course-1 during 2017-18.

4.42 Course-2 will be certificate course in web technology for 12th pass SC boys/girls. The duration of the course will be 6 months and during this period 315 hrs. training will be imparted in Window Operating System, Programme Fundamentals, MySQL etc. The objective of this course is to enable students to learn designing and developing websites using HTML, PHP, MySQL etc. Each successful trainee will be given a tablet after completion of the training so that

he/she can look for self employment. Punjab Infortech will award certification. 1100 boys/girls (50 from each district) will be imparted training through course-2 during 2017-18.

4.43 An allocation of ₹ 330.00 lac has been earmarked to impart training and provide tablets to 3300 candidates in all the districts of the State during 2017-18 under the scheme (course-1 & course-2).

VI. NEW AND RENEWABLE SOURCES OF ENERGY

SCA(PEDA)-1 Providing LED based solar photovoltaic street lights in villages having 50% or more SC population

Approved Outlay- ₹ 100.00 Lac

4.44 As per the guidelines of the Ministry, 10% of the total SCA released to the States can be utilized on creating infrastructure in the villages having 50% or more SC population. The infrastructure includes pucca streets, drinking water, drainage, streets lights, community centres, toilets etc. in the villages having 50% or more SC population.

4.45 Under this scheme solar photovoltaic street lights will be installed in SC dominated villages. The number of street lights to be installed in each village depends upon the size of the village. These lights will be installed inside the houses of the people. It will be social responsibility of the house owner to operate these lights and inform the department in case of any fault.

4.46 During 2016-17 an amount of ₹ 99.99 lac was spent to install solar street lights in 38 villages having 100% SC population. An allocation of ₹ 100.00 lacs has been earmarked during 2017-18 under this scheme to provide solar street lights in 50 villages having 50% or more SC population.

**

CHAPTER – V

20 POINT PROGRAMME (SC Families Assisted)

The 20 Point Programme (TPP) was launched by Government of India in the year 1975. The programme was first revised in 1982 and again in 1986. It was further restructured in 2006, keeping in view the challenges of 21st Century with particular reference to the ongoing process of economic reforms, liberalization and globalization of Indian Economy. The programmes /schemes under the TPP-2006 are in harmony with the priorities contained in the National Common Minimum Programme (NCMP). The thrust of TPP-2006 is towards programmes for eradicating of poverty and improving the quality of life of the poor and the under-privileged people all over the country. The programme covers various socio economic aspects like poverty, employment, education, housing, health, agriculture, land reforms, irrigation, drinking water, protection and empowerment of weaker sections, consumer protection, environment, e-governance, etc. This programme is being monitored by the Ministry of Statistics and Programme Implementation, Government of India on the basis of performance report received from the State Governments/UTs and the Central Nodal Ministries.

5.2 The 20 Points further comprises 65 monitorable items which are synonymous with the programmes/schemes being administered by various Ministries/Departments of Government of India and implemented by the State Governments and UTs. The monitoring mechanism became operational w.e.f. April. 2007. The point No. 10 of this programme relates to '**Welfare of Scheduled Castes, Scheduled Tribes, Minorities and OBCs**'. This point consists of 10 items from item No. 33 to item No. 42. The item No. 33 relates to "**SC Families Assisted**" and is monitored on quarterly basis by the Ministry of Social Justice and Empowerment, Government of India being the concerned Administrative/Nodal Ministry for this item.

5.3 The Ministry of Statistics and Programme Implementation, Government of India in consultation with the Nodal Ministry modified the scope of item No. 33 from the year 2012-13. Under the modified scope, the targets for item No.33 relate to the following two sub-parameters:-

Sub-parameter (i)

SC students benefitted under the Post Matric Scholarship Scheme.

Sub-parameter (ii)

SC families assisted for income generating activities under:-

- (a) Special Central Assistance (SCA) to Scheduled Castes Sub Plan (SCSP)
- (b) Concessional loan scheme of National Scheduled Castes Finance and Development Corporation (NSFDC)

5.4 In Punjab State, the Directorate of Scheduled Castes Sub Plan, Welfare Department is the nodal department for reporting quarterly progress report regarding item No. 33-SC Families Assisted. The sub-parameter wise detail of targets and achievements during the year 2015-16 & 2016-17 is given as below:-

Sr. No.	Sub-Parameter	2015-16		2016-17	
		Targets (No. of SC families assisted)	Achievements (No. of SC families assisted)	Targets (No. of SC families assisted)	Achievements (No. of SC families assisted)
I	SC students benefitted under the Post Matric Scholarship Scheme.	3,10,000 (demand driven)	2,66,000	3,50,000	3,05,000
II (a)	Special Central Assistance (SCA) to Scheduled Castes Sub Plan (SCSP).	43,296	19,710	76,068	12,185
II (b)	Concessional loan scheme of National Scheduled Castes Finance and Development Corporation (NSFDC).			500	30
Total		3,53,296	2,85,710	4,26,568	3,17,215

5.5 The Ministry of Social Justice & Empowerment, Govt. of India has informed that no targets will be fixed by the Ministry for the parameter (i) i.e. “SC students assisted under post matric scholarship” because this parameter is demand driven. Therefore, the targets for this parameter for the year 2015-16 & 2016-17 have been fixed on the basis of Action Plan of the State Govt. for these years. For parameter ii(a) and ii(b), the State had fixed targets of 43,296 and 76,568 for the year 2015-16 & 2016-17 respectively. However, later on, MoSJE conveyed targets of 9655 and 7727 for the year 2015-16 & 2016-17 respectively.

5.6 The sub-parameter-wise detail of targets fixed by the State for item No. 33-SC Families assisted under the Point No. 10 of the 20-Point programme for the year 2017-18, is as given below:-

Sr. No.	Sub-Parameter	Physical Targets (No. of SC families assisted)
i	SC students benefitted under the Post Matric Scholarship Scheme	3,41,000 (as per action plan)
ii (a)	Special Central Assistance (SCA) to Scheduled Castes Sub Plan (SCSP)	44,786
ii (b)	Concessional loan scheme of National Scheduled Castes Finance and Development Corporation (NSFDC)	500
	Total	3,86,286

5.7 The scheme-wise outlay and achievement for the year 2016-17 and targets for the year 2017-18 for item No.33 under the Point No. 10 of the 20-Point programme is given in the STATEMENT-VII.

**

CHAPTER –VI

EMPOWERMENT OF SCHEDULED CASTE WOMEN/GIRLS

Status of Women in Punjab

The status of women varies from State to State across the Country. Punjab State is acknowledged as one of the States where women's status is quite satisfactory. The State is influenced by the preachings of Gurus and Saints, who had particularly stressed upon the equality of women and preached against child marriages, female foeticide, sati pratha and illiteracy among the women. To empower the Schedule Caste girls/women in the State, various programmes are being implemented/initiated by the State Govt. to uplift their educational, social and economic status.

Educational Status

6.2 At present, the State Govt. is implementing various schemes exclusively meant for the upliftment of educational status of SC women/girls like Attendance scholarship to SC primary girl students to encourage them to attend the schools regularly and to minimize the drop-out rate among them. Other schemes for girls are Punjab Swasth Kanya Yojana, Beti Bachao Beti Padhao, strengthening of girls senior secondary schools, construction of girls hostels in higher secondary schools, colleges and polytechnics attendance scholarships to handicapped girl students in rural area. Other programmes, where more than 50% allocation is kept to promote educational status of women are Provision of Educational Facilities to the Children of SC working as Agricultural labourers, Rashtriya Madhyamik Shiksha Abhiyan (RMSA) for universalization of secondary education, Dr. Hargobind Khurana scholarships for brilliant poor students, Sarv Shiksha Abhiyan, Mid Day Meal and coaching of stenography etc.

6.3 With the result, literacy rate improved considerably and dropout rate of SC girls is minimized. However, the dropout rate among SC girls as compared to SC boys is still higher upto 5th standard, whereas, the dropout rate of boys is higher than girls upto 10th standard.

Sex wise SC Population and Literacy Rate in the State

Population- Census 2011	Total	Male	Female
SC Population	88.60 lac	46.40 lac	42.20 lac
SC Literacy rate	64.81%	70.66%	58.39%

Dropout rate of total (boys and girls) vis-a-vis SCs (boys and girls) in the State of Punjab 2010-11 (as on 30-9-2010)

Standard	Total			SCs		
	Total	Boys	Girls	Total	Boys	Girls
Upto 5 th class (Class I-V)	9.4	4.4	14.9	22.3	21.7	23.0
Upto 8 th class (Class I-VIII)	9.2	5.2	13.7	-	-	-
Upto 10 th class (Class I-X)	30.5	30.2	30.7	55.7	57.3	54.0

(Source:- Statistics of School Education, 2010-11 Ministry of HRD, GoI-2014)

Economic Status

6.4 The data regarding economic status of SC women is not presently available in the State. However, major chunk of SC women workers are engaged in agriculture as labourers and look after their livestock at their home and engaged as household workers. State Govt. is running exclusive training institute for girls "Mai Bhago Armed Forces Preparatory Institute at Mohali" to impart preparatory training to enter in the armed forces. There are some other schemes like National Rural Livelihood Mission, National Rural Employment Guarantee scheme etc. where more than 50% women are engaged. The State Govt. is also implementing various exclusive programmes for SC women/girls like Fabric painting, Tie & die technology, beauty Parlour, cutting & tailoring, stitching, embroidery, fashion designing etc. for the economic development of SC women. The priority is also given to SC women under various beneficiary oriented economic development programmes such as 'Bank tie-up loaning' and placing of funds at the disposal of District Authorities etc. which are being implemented with the assistance from the State Government and Central Government.

Social Security

6.5 In order to inculcate the sense of Social Security among the SC girls/women, the exclusive programmes for SC women/girls like Mai Bhago Vidya Scheme, Rajiv Gandhi Scheme for empowerment of adolescent girls (Sabla), National Mission for empowerment of women including Indira Gandhi Matritav Sahjog Yojna,

distribution of sterilized sanitary pads to rural women, Bebe Nanaki Ladli Beti Kalyan Scheme, Shagun to SC girls/women/divorcee and daughters of widows, financial assistance to widows and destitute women and fast track courts to handle to cases relating to crime against women etc. are being implemented by the State Govt. There are some other programme like Kishori Shakti Yojna, where more than 50% allocation has been kept for the welfare of women.

6.6 During 12th Five Year Plan (2012-17), an outlay of ₹ 5227.92 crore was earmarked out of total SCSP size for the socio-economic and educational development of SC women/girls against which an expenditure of ₹ 2300.87 crore was incurred during 2012-16. An amount of ₹ 830.50 crore (tentative) has been utilized during 2016-17. The estimates of SCSP expenditure include ₹1367.30 crore as women component under significant schemes for the benefit of SC women/girls. The detail of various schemes/programmes for the empowerment of SC women/girls proposed to be implemented in the year 2017-18 is given at Statement - VIII.

**

SCSP at a Glance

➤ 11 th Five Year SCSP (2007-2012) Approved Outlay	₹ 8718.00	Crore
➤ 11 th Five Year SCSP (2007-2012) Actual Outlay	₹ 11574.00	Crore
➤ 11 th Five Year SCSP (2007-2012) Actual Expenditure	₹ 7085.35 (61.21%)	Crore
➤ 12 th Five Year SCSP Outlay (2012-17)	₹ 26570.00	Crore
➤ 12 th Five Year SCSP Expenditure (Up to 2012-16)	₹ 18073.37	Crore
➤ SCSP 2016-17 Outlay	₹ 10289.00 (Revised)	Crore
➤ SCSP 2016-17 Expenditure (Tentative)	₹ 8619.06	Crore

SCSP 2017-18

➤ Estimates of SCSP Expenditure	₹ 5524.10	Crore
➤ Estimates of SCSP Expenditure for schemes exclusively meant for SCs	₹ 873.55	Crore
• Percentage with Estimates of SCSP Expenditure	15.81%	
➤ Women Component	₹ 1367.30	Crore
➤ SCSP Consists of :--		
• State Share	₹ 3269.98	Crore
• Centre Share	₹ 2254.12	Crore
➤ Allocation for assisting SC families (BPL+ Non BPL)	₹ 613.23	Crore
➤ SC families (BPL+Non BPL) likely to be assisted	3,86,286	Nos.
➤ Allocation for Special Central Assistance	₹ 47.91	Crore
• BPL SC families likely to be assisted	44,786	Nos.

**

PART – II

STATEMENTS

STATEMENT - I

SCHEDULED CASTES SUB PLAN 2017-18
Subhead-wise Estimates and Expenditure

(₹ Lac)

Sr. No.	Sub-head	12th Plan (2012-17) Projected		12th Plan SCSP Expenditure (2012-16)	SCSP 2016-17			Estimates of Expenditure 2017-18 (Eligible Portion)			SCSP 2017-18			
		Plan Outlay	SCSP Outlay		Expenditure (Tentative)			Estimates of SCSP Expenditure			Capital Content out of Col.14			
					CS	SS	Total	CS	SS	Total		CS	SS	Total
1	2	3	4	5	6	7	8	9	10	11	12	13	14	15
I	ELIGIBLE ESTIMATES													
1	Agriculture & Horticulture	87951.00	5359.17	9964.67	1825.44	1481.39	3306.83	28734.65	169496.44	198231.09	4090.18	11781.31	15871.49	0.00
2	Soil & Water Conservation	26335.00	2908.60	1600.06	0.00	511.95	511.95	540.00	6830.26	7370.26	178.20	490.56	668.76	0.00
3	Animal Husbandry	28001.00	6528.00	3011.63	382.69	630.95	1013.64	1645.00	1514.00	3159.00	526.40	484.48	1010.88	320.96
4	Dairy Development	16000.00	4900.00	238.43	0.00	7.74	7.74	0.00	170.00	170.00	0.00	72.50	72.50	0.00
5	Fisheries	4125.75	411.70	0.00	0.00	0.00	0.00	0.00	0.00	0.00	0.00	0.00	0.00	0.00
6	Cooperation	4828.44	1207.11	81.25	0.00	0.00	0.00	0.00	0.00	0.00	0.00	0.00	0.00	0.00
7	Rural Development	379589.57	173381.39	50729.57	6104.45	2593.41	8697.86	33251.29	11014.80	44266.09	24544.24	6763.56	31307.80	3412.20
8	Rural Housing	7700.00	6160.00	1557.91	0.00	0.00	0.00	12500.00	10833.33	23333.33	10000.00	7516.66	17516.66	17516.66
9	NRI Affairs	2500.00	750.00	45.00	0.00	0.00	0.00	0.00	154.21	154.21	0.00	61.68	61.68	61.68
10	Irrigation and Flood control	447470.56	28396.06	6656.67	760.84	311.46	1072.30	28420.38	49133.14	77553.52	1768.88	3712.57	5481.45	5481.45
11	Energy (Power)	0.00	0.00	315511.00	0.00	184305.00	184305.00	0.00	0.00	0.00	0.00	0.00	0.00	0.00
12	Non Conventional Sources of Energy	6240.00	926.97	10.00	0.00	0.00	0.00	0.00	5120.00	5120.00	0.00	1638.40	1638.40	1632.00
13	Industry and Minerals	3000.00	1125.00	0.00	0.00	0.00	0.00	0.00	10956.00	10956.00	0.00	3543.32	3543.32	224.32
14	Information Technology	0.00	0.00	0.00	0.00	0.00	0.00	0.00	1.00	1.00	0.00	0.40	0.40	0.30
15	Roads and Bridges	344438.00	17222.00	4203.55	0.00	0.00	0.00	26220.00	58487.00	84707.00	1311.00	2924.31	4235.31	4235.31
16	Science Technology and Environment	1150.00	625.00	185.00	0.00	50.00	50.00	0.00	100.00	100.00	0.00	50.00	50.00	0.00
17	Ecology & Environment	0.00	0.00	0.00	0.00	0.00	0.00	3.00	3.00	6.00	0.96	0.96	1.92	1.92
18	Secretariat Economic Services	110410.00	35676.40	19597.56	545.74	3095.65	3641.39	4512.71	39512.00	44024.71	1444.07	12643.00	14087.07	8630.57
19	Census Survey & Statistics	0.00	0.00	0.00	0.00	5.70	5.70	0.00	78.00	78.00	0.00	19.50	19.50	0.00
20	Civil Supplies	0.00	0.00	17000.00	0.00	32600.00	32600.00	0.00	50000.00	50000.00	0.00	35000.00	35000.00	0.00
21	General Education	993661.25	543724.48	216393.43	32336.55	37456.75	69793.30	86689.22	148696.94	235386.16	48963.30	58467.40	107430.70	11691.18
22	Technical Education	19980.00	5155.00	637.87	19.06	292.96	312.02	1871.50	4260.50	6132.00	598.88	1363.36	1962.24	1353.60
23	Sports and Youth Services	22508.75	5627.25	81.45	0.00	0.00	0.00	25.00	1126.00	1151.00	8.00	360.32	368.32	48.00
24	Medical and Public Health	259964.70	78667.88	45393.50	13877.28	21819.02	35696.30	58398.29	73214.89	131613.18	18747.44	23468.67	42216.11	1920.32
25	Water Supply & Sanitation	597587.10	181489.50	43953.46	4530.39	10698.04	15228.43	27935.00	66050.00	93985.00	11094.00	25968.00	37062.00	37062.00
26	Housing	200.00	80.00	0.00	0.00	0.00	0.00	32500.00	2500.00	35000.00	7475.00	575.00	8050.00	0.00
27	Urban Development	195559.00	100821.70	1746.40	3200.00	248.00	3448.00	83500.00	48600.00	132100.00	26720.00	15552.00	42272.00	42080.00
28	Information and Publicity	7530.00	1130.00	1025.20	0.00	3600.00	3600.00	0.00	1001.00	1001.00	0.00	320.32	320.32	0.00
29	Welfare of SCs	95329.38	95329.38	116414.17	30257.50	15010.88	45268.38	53260.00	33888.00	87148.00	53260.00	33888.00	87148.00	6691.00
30	Social Security & Welfare	486935.00	233877.50	137943.60	5432.97	38937.16	44370.13	10135.30	139791.96	149927.26	5392.44	69405.36	74797.80	110.00
31	Nutrition	137500.00	94650.00	36269.46	5123.49	5123.62	10247.11	33124.07	39032.38	72156.45	7591.59	7977.88	15569.47	2800.00

STATEMENT - I

SCHEDULED CASTES SUB PLAN 2017-18
Subhead-wise Estimates and Expenditure

(₹ Lac)

Sr. No.	Sub-head	12th Plan (2012-17) Projected		12th Plan SCSP Expenditure (2012-16)	SCSP 2016-17			Estimates of Expenditure 2017-18 (Eligible Portion)			SCSP 2017-18			
		Plan Outlay	SCSP Outlay		Expenditure (Tentative)			Estimates of SCSP Expenditure			Capital Content out of Col.14			
					CS	SS	Total	CS	SS	Total		CS	SS	Total
1	2	3	4	5	6	7	8	9	10	11	12	13	14	15
32	Labour & Labour Welfare	36360.00	9195.00	669.07	555.89	653.77	1209.66	6325.52	11290.00	17615.52	1697.54	2848.00	4545.54	1163.60
33	Defence Services Welfare	2150.00	537.50	139.50	0.00	28.31	28.31	0.00	700.00	700.00	0.00	50.00	50.00	0.00
34	Home Affairs and Justice	15500.00	3200.00	3428.00	0.00	0.00	0.00	0.00	201.00	201.00	0.00	50.00	50.00	0.00
	Total - I	4340504.50	1639062.59	1034487.41	104952.29	359461.76	464414.05	529590.93	983755.85	1513346.78	225412.13	326997.51	552409.64	146437.07
II	IEBR: STATE PUBLIC SECTOR ENTERPRISES (PSEs) (excluding Budgetary Support)													
35	Agriculture Marketing Board	139800.00	43338.00	34931.00	0.00	9720.00	9720.00	0.00	0.00	0.00	0.00	0.00	0.00	0.00
36	Rural Development Fund	250000.00	77500.00	99400.00	0.00	36000.00	36000.00	0.00	0.00	0.00	0.00	0.00	0.00	0.00
37	Live Stock Board	0.00	0.00	1600.00	0.00	1600.00	1600.00	0.00	0.00	0.00	0.00	0.00	0.00	0.00
38	PSIEC	0.00	0.00	1600.00	0.00	1600.00	1600.00	0.00	0.00	0.00	0.00	0.00	0.00	0.00
39	Cattle Fair Fund	0.00	0.00	2240.00	0.00	2240.00	2240.00	0.00	0.00	0.00	0.00	0.00	0.00	0.00
40	Power	2267379.81	534336.65	241011.29	0.00	117532.18	117532.18	0.00	0.00	0.00	0.00	0.00	0.00	0.00
41	PIDB	487516.20	121813.76	175205.00	0.00	112000.00	112000.00	0.00	0.00	0.00	0.00	0.00	0.00	0.00
42	PUDA	154500.00	30900.00	33271.70	0.00	16000.00	16000.00	0.00	0.00	0.00	0.00	0.00	0.00	0.00
43	GMADA	170000.00	34000.00	36140.69	0.00	16000.00	16000.00	0.00	0.00	0.00	0.00	0.00	0.00	0.00
44	GLADA	72500.00	14500.00	6100.00	0.00	3200.00	3200.00	0.00	0.00	0.00	0.00	0.00	0.00	0.00
45	PMIDC	0.00	0.00	16000.00	0.00	16000.00	16000.00	0.00	0.00	0.00	0.00	0.00	0.00	0.00
46	PTU	0.00	0.00	6400.00	0.00	6400.00	6400.00	0.00	0.00	0.00	0.00	0.00	0.00	0.00
	Total - II	3541696.01	856388.41	653899.68	0.00	338292.18	338292.18	0.00	0.00	0.00	0.00	0.00	0.00	0.00
III	IEBR: LOCAL BODIES (excluding Budgetary Support)													
47	Rural Local Bodies	250000.00	77500.00	71000.00	0.00	40000.00	40000.00	0.00	0.00	0.00	0.00	0.00	0.00	0.00
48	Urban Local Bodies	336196.00	84049.00	47950.00	0.00	19200.00	19200.00	0.00	0.00	0.00	0.00	0.00	0.00	0.00
	Total - III	586196.00	161549.00	118950.00	0.00	59200.00	59200.00	0.00	0.00	0.00	0.00	0.00	0.00	0.00
IV	INDIVISIBLE (INELIGIBLE) OUTLAY (ESTIMATES) (Not covered under SCSP)	741603.49	0.00	0.00	0.00	0.00	0.00	27467.39	145057.94	172525.33	0.00	0.00	0.00	0.00
	Grand Total (I+II+III+IV)	9210000.00	2657000.00	1807337.09	104952.29	756953.94	861906.23	557058.32	1128813.79	1685872.11	225412.13	326997.51	552409.64	146437.07

STATEMENT - II
SCHEDULED CASTES SUB PLAN 2017-18
Scheme-wise Estimates and Expenditure

(₹ Lac)

Scheme Code	Sub-head/Scheme	12th Plan (2012-17) Projected		12th Plan SCSP Expenditure (2012-16)	SCSP 2016-17 Expenditure (Tentative)			Estimates of Expenditure 2017-18 (Eligible Portion)			SCSP 2017-18 Estimates of SCSP Expenditure			Capital Content out of Col.14
		Plan Outlay	SCSP Outlay		CS	SS	Total	CS	SS	Total	CS	SS	Total	
1	2	3	4	5	6	7	8	9	10	11	12	13	14	15
I	ELIGIBLE ESTIMATES													
	CROP HUSBANDRY													
	Agriculture													
AGR-01	Macro Management Work Plan for Agriculture Department (90:10)	2000.00	100.00	0.00	0.00	0.00	0.00	0.00	0.00	0.00	0.00	0.00	0.00	0.00
AGR-05	Modified National Agriculture Insurance (50:50)	2500.00	125.00	0.00	0.00	0.00	0.00	0.00	0.00	0.00	0.00	0.00	0.00	0.00
AGR-07	Setting up of an institution for Management of Agriculture Extension	500.00	25.00	25.00	0.00	0.00	0.00	0.00	0.00	0.00	0.00	0.00	0.00	0.00
AGR-08	Scheme for Subsidy on Replacement of Wheat Seed	2500.00	125.00	12.50	0.00	0.00	0.00	0.00	0.00	0.00	0.00	0.00	0.00	0.00
AGR-10	Scheme for Distribution of Fertilizer	2500.00	125.00	0.00	0.00	0.00	0.00	0.00	0.00	0.00	0.00	0.00	0.00	0.00
AGR-11/19	Providing Relief Bonus to farmers for paddy crop - Kharif 2009.	1.00	0.00	0.00	0.00	0.00	0.00	0.00	0.00	0.00	0.00	0.00	0.00	0.00
	CSS-Flagship Scheme													
AGR-06	Rashtriya Krishi Vikas Yojna (RKVY) (60:40)	60000.00	3000.00	4537.90	598.20	663.23	1261.43	19980.00	13320.00	33300.00	2197.80	1465.20	3663.00	0.00
	CSS- other Schemes													
AGR-02	Integrated Scheme of Oilseeds, Pulses, Oil Palm and Maize (60:40) (NOOPM)	700.00	116.67	25.13	0.00	0.00	0.00	58.00	38.67	96.67	8.12	5.41	13.53	0.00
AGR-03	Support to State Extension Programme (60:40) (NMAET) (Submission on Agriculture Extension)	0.00	0.00	642.67	90.00	60.00	150.00	1200.00	800.00	2000.00	348.00	232.00	580.00	0.00
AGR-04	Intensive Cotton Development Programme (75:25) (NFSM)	1000.00	50.00	0.00	0.00	0.00	0.00	0.00	0.00	0.00	0.00	0.00	0.00	0.00
AGR-17	Upgradation of Soil Health Labs under the National Project on Management of Soil Health and Fertility (60:40) (NMSA)	0.00	0.00	0.00	0.00	0.00	0.00	176.65	117.77	294.42	28.26	18.84	47.10	0.00
CS(AGR)-10	National Food Security Mission (NFSM) (60:40)	0.00	0.00	1559.79	180.00	120.00	300.00	1200.00	800.00	2000.00	348.00	232.00	580.00	0.00
CS(AGR)-11	Sub-mission on Agriculture Mechanization (60:40) (NMAET)	0.00	0.00	98.91	18.24	12.16	30.40	3000.00	2000.00	5000.00	240.00	160.00	400.00	0.00

STATEMENT - II
SCHEDULED CASTES SUB PLAN 2017-18
Scheme-wise Estimates and Expenditure

(₹ Lac)

Scheme Code	Sub-head/Scheme	12th Plan (2012-17) Projected		12th Plan SCSP Expenditure (2012-16)	SCSP 2016-17 Expenditure (Tentative)			Estimates of Expenditure 2017-18 (Eligible Portion)			SCSP 2017-18 Estimates of SCSP Expenditure			Capital Content out of Col.14
		Plan Outlay	SCSP Outlay		CS	SS	Total	CS	SS	Total	CS	SS	Total	
1	2	3	4	5	6	7	8	9	10	11	12	13	14	15
CS(AGR)-28	Parampragat Krishi Vikas Yojna (60:40) (NMSA)	0.00	0.00	0.00	0.00	0.00	0.00	120.00	80.00	200.00	50.00	33.33	83.33	0.00
CS(AGR)-31	Implementation of Seed Village Programme under National Mission on Agricultural Extension and Technology – NMAET “ (60:40)	0.00	0.00	0.00	0.00	0.00	0.00	0.00	1.00	1.00	0.00	0.29	0.29	0.00
	New Scheme													
AGR-31	Scheme for providing Debt relief to the distressed farmers in the State.	0.00	0.00	0.00	0.00	0.00	0.00	0.00	150000.00	150000.00	0.00	9000.00	9000.00	0.00
	Horticulture													
HORT-03	Diversification of Agriculture through Development of Horticulture	3000.00	150.00	18.80	0.00	0.00	0.00	0.00	0.00	0.00	0.00	0.00	0.00	0.00
HORT-05	Transmission of Technology & Training in Horticulture Practices	250.00	12.50	0.38	0.00	0.00	0.00	0.00	0.00	0.00	0.00	0.00	0.00	0.00
HORT-06/6	Strengthening of Citrus estates	5000.00	250.00	25.00	0.00	0.00	0.00	0.00	0.00	0.00	0.00	0.00	0.00	0.00
HORT-17	Scheme for development of Mushroom Cultivation	0.00	0.00	0.00	0.00	0.00	0.00	0.00	200.00	200.00	0.00	32.00	32.00	0.00
	CSS- other Scheme													
HORT-01	National Horticulture Mission (60:40) (MIDH)	8000.00	1280.00	3018.59	939.00	626.00	1565.00	3000.00	2000.00	5000.00	870.00	580.00	1450.00	0.00
	New Scheme													
HORT-19	Tariff for mushroom farming	0.00	0.00	0.00	0.00	0.00	0.00	0.00	139.00	139.00	0.00	22.24	22.24	0.00
	Total	87951.00	5359.17	9964.67	1825.44	1481.39	3306.83	28734.65	169496.44	198231.09	4090.18	11781.31	15871.49	0.00
	SOIL AND WATER CONSERVATION													
SWC-01	Macro Management-Work plan for Soil Conservation (90:10)	500.00	50.00	0.00	0.00	0.00	0.00	0.00	0.00	0.00	0.00	0.00	0.00	0.00
SWC-03	Assistance to farmers in Under Ground Pipe System (UGPS) for Promotion of On-Farm Water Conservation (ACA-2009-10)	7500.00	750.00	108.84	0.00	0.00	0.00	0.00	0.00	0.00	0.00	0.00	0.00	0.00

STATEMENT - II
SCHEDULED CASTES SUB PLAN 2017-18
Scheme-wise Estimates and Expenditure

(₹ Lac)

Scheme Code	Sub-head/Scheme	12th Plan (2012-17) Projected		12th Plan SCSP Expenditure (2012-16)	SCSP 2016-17 Expenditure (Tentative)			Estimates of Expenditure 2017-18 (Eligible Portion)			SCSP 2017-18 Estimates of SCSP Expenditure			Capital Content out of Col.14
		Plan Outlay	SCSP Outlay		CS	SS	Total	CS	SS	Total	CS	SS	Total	
1	2	3	4	5	6	7	8	9	10	11	12	13	14	15
SWC-04	Project for promotion of Micro Irrigation in the Punjab (NABARD) (RIDF-16) (95:5)	2000.00	320.00	301.49	0.00	0.00	0.00	0.00	0.00	0.00	0.00	0.00	0.00	0.00
SWC-05	Project for promotion of Micro Irrigation in the Punjab (RIDF-XIII) (NABARD) (95:5)	85.00	13.60	10.99	0.00	0.00	0.00	0.00	0.00	0.00	0.00	0.00	0.00	0.00
SWC-06	Soil & Water Conservation on Watershed basis in Kandi non project areas	750.00	75.00	0.00	0.00	0.00	0.00	0.00	0.00	0.00	0.00	0.00	0.00	0.00
SWC-08	Scheme for Rainwater Harvesting in the State	1000.00	100.00	0.00	0.00	0.00	0.00	0.00	0.00	0.00	0.00	0.00	0.00	0.00
SWC-10	Project for judicious use of available water and harvesting of rain water for enhancing irrigation potential in Punjab State (RIDF-XVII) (NABARD) (95:5)	12000.00	1200.00	539.61	0.00	106.84	106.84	0.00	1800.00	1800.00	0.00	108.00	108.00	0.00
SWC-11	Community Micro Irrigation Project in Kandi-belt of Talwara and Hajipur blocks of District Hoshiarpur (NABARD-RIDF-XVIII) (95:5)	0.00	0.00	110.00	0.00	16.31	16.31	0.00	0.00	0.00	0.00	0.00	0.00	0.00
SWC-12	Project for laying of Underground Pipeline for irrigation from Sewage Treatment Plants of various Towns/Cities (NABARD-RIDF-XVIII) (95:5)	0.00	0.00	117.42	0.00	30.00	30.00	0.00	563.00	563.00	0.00	13.15	13.15	0.00
SWC-14	Scheme for conveyance of irrigation water to the fields at the tail ends of canal network in Sangrur and Barnala Districts.	0.00	0.00	285.00	0.00	210.00	210.00	0.00	1.00	1.00	0.00	0.00	0.00	0.00
SWC-16	Project for promotion of Micro Irrigation in Punjab (NABARD-RIDF-20) (95:5)	0.00	0.00	34.31	0.00	46.01	46.01	0.00	1000.00	1000.00	0.00	62.00	62.00	0.00
SWC-17	Scheme for providing assured irrigation water to the waterlogged areas in the south western districts (NABARD-RIDF-XXI) (95:5)	0.00	0.00	0.00	0.00	60.00	60.00	0.00	1000.00	1000.00	0.00	62.00	62.00	0.00

STATEMENT - II
SCHEDULED CASTES SUB PLAN 2017-18
Scheme-wise Estimates and Expenditure

(₹ Lac)

Scheme Code	Sub-head/Scheme	12th Plan (2012-17) Projected		12th Plan SCSP Expenditure (2012-16)	SCSP 2016-17 Expenditure (Tentative)			Estimates of Expenditure 2017-18 (Eligible Portion)			SCSP 2017-18 Estimates of SCSP Expenditure			Capital Content out of Col.14	
		Plan Outlay	SCSP Outlay		CS	SS	Total	CS	SS	Total	CS	SS	Total		
															3
SWC-18	Scheme for enhancing irrigation water efficiency through community underground pipeline system in the State(PIDB funding)	0.00	0.00	0.00	0.00	30.00	30.00	0.00	0.00	0.00	0.00	0.00	0.00	0.00	0.00
	New Scheme														
SWC-19	Project for laying of Underground Pipeline for irrigation water in canal commands in 11 districts of Punjab (NABARD-RIDF-XXII) (95:5)	0.00	0.00	0.00	0.00	0.00	0.00	0.00	2105.26	2105.26	0.00	126.32	126.32	0.00	
	CSS- Flagship scheme														
SWC-02	National Mission on Micro Irrigation (60:40) (PMKSY) (per drop more crop)	2500.00	400.00	92.40	0.00	12.79	12.79	300.00	200.00	500.00	99.00	66.00	165.00	0.00	
	Centrally Sponsored Scheme-optional/others														
	New Schemes														
CS(SWC) 20	Repair/renovation of existing village ponds and water used for irrigation (PMKSY) (60:40)	0.00	0.00	0.00	0.00	0.00	0.00	0.00	1.00	1.00	0.00	0.29	0.29	0.00	
CS(SWC) 21	Creation of alternative source of irrigation by utilisation of treated water from STPs for irrigation (PMKSY) (60:40)	0.00	0.00	0.00	0.00	0.00	0.00	120.00	80.00	200.00	39.60	26.40	66.00	0.00	
CS(SWC) 22	Improved distribution system through Box Outlet underground pipeline in agricultural fields for increasing irrigation water efficiency. (PMKSY) (60:40)	0.00	0.00	0.00	0.00	0.00	0.00	60.00	40.00	100.00	19.80	13.20	33.00	0.00	
CS(SWC) 23	Solar pump set for farmers having Micro irrigation/ Farm Water Storage Tank. (PMKSY) (60:40)	0.00	0.00	0.00	0.00	0.00	0.00	60.00	40.00	100.00	19.80	13.20	33.00	0.00	
	Total	26335.00	2908.60	1600.06	0.00	511.95	511.95	540.00	6830.26	7370.26	178.20	490.56	668.76	0.00	

STATEMENT - II
SCHEDULED CASTES SUB PLAN 2017-18
Scheme-wise Estimates and Expenditure

(₹ Lac)

Scheme Code	Sub-head/Scheme	12th Plan (2012-17) Projected		12th Plan SCSP Expenditure (2012-16)	SCSP 2016-17 Expenditure (Tentative)			Estimates of Expenditure 2017-18 (Eligible Portion)			SCSP 2017-18 Estimates of SCSP Expenditure			Capital Content out of Col.14
		Plan Outlay	SCSP Outlay		CS	SS	Total	CS	SS	Total	CS	SS	Total	
1	2	3	4	5	6	7	8	9	10	11	12	13	14	15
	ANIMAL HUSBANDRY													
AH-01	Assistance to States for control of animal diseases - creation of Disease free Zone. (merged with CS-AH(26))	450.00	135.00	0.00	0.00	0.00	0.00	0.00	0.00	0.00	0.00	0.00	0.00	0.00
AH-04	Establishment and strengthening of existing veterinary hospitals and dispensaries.(merged with CS-AH(26))	1500.00	150.00	0.00	0.00	0.00	0.00	0.00	0.00	0.00	0.00	0.00	0.00	0.00
AH-06	Renovation and Upgradation of Vety. Institutions in the State	2000.00	600.00	600.00	0.00	0.00	0.00	0.00	0.00	0.00	0.00	0.00	0.00	0.00
AH-07	Upgradation of Veterinary institutions in the State under RIDF-XVII(NABARD) (95:5)	2500.00	750.00	362.13	0.00	28.74	28.74	0.00	1.00	1.00	0.00	0.32	0.32	0.32
AH-08	Construction of Civil Infrastructure for Guru Angad Dev Vety. Animal Sciences University (GADVASU) (NABARD) (95:05)	4000.00	1000.00	389.02	0.00	233.78	233.78	0.00	400.00	400.00	0.00	128.00	128.00	128.00
AH-09	Setting up of new Polyclinics and Strengthening of Vety. Institutions in the State under RIDF-XIV Project (NABARD) (90:10)	1500.00	450.00	20.81	0.00	0.00	0.00	0.00	1.00	1.00	0.00	0.32	0.32	0.32
AH-10	Upgradation and Strengthening of existing Veterinary institutions by providing infrastructure & equipment and construction of new Vety. Polyclinics under RIDF- XIII Project (NABARD) (80:20)	100.00	0.00	0.00	0.00	0.00	0.00	0.00	0.00	0.00	0.00	0.00	0.00	0.00
AH-11	Plan Assistance to Guru Angad Dev Veterinary and Animal Sciences University (GADVASU) at Ludhiana	11500.00	2875.00	325.00	0.00	0.00	0.00	0.00	0.00	0.00	0.00	0.00	0.00	0.00
AH-12	Development of Piggery Sector in the State	250.00	50.00	0.00	0.00	0.00	0.00	0.00	0.00	0.00	0.00	0.00	0.00	0.00
AH-13	Animal Husbandry Extension and Training Programme	1100.00	88.00	0.00	0.00	0.00	0.00	0.00	0.00	0.00	0.00	0.00	0.00	0.00

STATEMENT - II
SCHEDULED CASTES SUB PLAN 2017-18
Scheme-wise Estimates and Expenditure

(₹ Lac)

Scheme Code	Sub-head/Scheme	12th Plan (2012-17) Projected		12th Plan SCSP Expenditure (2012-16)	SCSP 2016-17 Expenditure (Tentative)			Estimates of Expenditure 2017-18 (Eligible Portion)			SCSP 2017-18 Estimates of SCSP Expenditure			Capital Content out of Col.14	
		Plan Outlay	SCSP Outlay		CS	SS	Total	CS	SS	Total	CS	SS	Total		
															3
AH-14	Development of other live-stock like poultry, goat, sheep and turkey etc.in the State.	300.00	90.00	4.20	0.00	0.00	0.00	0.00	0.00	0.00	0.00	0.00	0.00	0.00	0.00
AH-15	Development of fodder resources and its processing	300.00	90.00	9.00	0.00	0.00	0.00	0.00	0.00	0.00	0.00	0.00	0.00	0.00	0.00
AH-16	Setting up of new and strengthening of existing Veterinary Poly-clinics in the State	1.00	0.00	0.00	0.00	0.00	0.00	0.00	0.00	0.00	0.00	0.00	0.00	0.00	0.00
AH-17	Grant-in-aid to Animal Welfare Board of Punjab	2500.00	250.00	0.00	0.00	0.00	0.00	0.00	0.00	0.00	0.00	0.00	0.00	0.00	0.00
AH-18	Construction of buildings of tehsil and block level Veterinary Hospitals and other veterinary Hospitals in the State under RIDF-XVIII (NABARD) (95:5)	0.00	0.00	995.05	0.00	138.59	138.59	0.00	1.00	1.00	0.00	0.32	0.32	0.32	0.32
	CSS- other Scheme														
AH-01	Assistance to States for control of Animal diseases -Creation of disease free zone (60:40) (VSAH)	0.00	0.00		40.24	25.29	65.53	304.00	196.00	500.00	97.28	62.72	160.00	32.00	
AH-03	Professional Efficiency Development through Strengthening of Punjab Veterinary Council (50:50) (VSAH)	0.00	0.00		5.44	5.44	10.88	15.00	15.00	30.00	4.80	4.80	9.60	0.00	
AH-04	Establishment and Strengthening of Existing Veterinary Hospitals and Dispensaries (60:40) (VSAH)	0.00	0.00		137.76	91.84	229.60	300.00	200.00	500.00	96.00	64.00	160.00	160.00	
CS(AH)-06	National Project on Rinderpest Eradication (100% CS) (VSAH)	0.00	0.00		0.91	0.00	0.91	6.00	0.00	6.00	1.92	0.00	1.92	0.00	
CS(AH)-09	Animal Disease management and regulatory medicines - Establishment of Regional Disease Diagnostic Lab (100% CS) (VSAH)	0.00	0.00		0.00	0.00	0.00	0.00	0.00	0.00	0.00	0.00	0.00	0.00	
				306.42											

STATEMENT - II
SCHEDULED CASTES SUB PLAN 2017-18
Scheme-wise Estimates and Expenditure

(₹ Lac)

Scheme Code	Sub-head/Scheme	12th Plan (2012-17) Projected		12th Plan SCSP Expenditure (2012-16)	SCSP 2016-17 Expenditure (Tentative)			Estimates of Expenditure 2017-18 (Eligible Portion)			SCSP 2017-18 Estimates of SCSP Expenditure			Capital Content out of Col.14
		Plan Outlay	SCSP Outlay		CS	SS	Total	CS	SS	Total	CS	SS	Total	
CS(AH)-10	Foot and Mouth Disease Control Programme (60:40) (VSAH)	0.00	0.00		123.31	57.17	180.48	360.00	240.00	600.00	115.20	76.80	192.00	0.00
CS(AH)-13	National Control Programme on Brucellosis (60:40) (VSAH)	0.00	0.00		0.00	0.00	0.00	30.00	20.00	50.00	9.60	6.40	16.00	0.00
CS(AH)-16	National Animal Diseases Reporting System (NADRS) (100%)	0.00	0.00		0.00	0.00	0.00	0.00	0.00	0.00	0.00	0.00	0.00	0.00
CS-(AH)-19	Peste des Petits Ruminants Control Programme(60:40)(PPR-CD)(VSAH)	0.00	0.00		1.98	0.00	1.98	30.00	20.00	50.00	9.60	6.40	16.00	0.00
CS(AH)-21	National Livestock Mission (60:40) NLM	0.00	0.00	0.00	73.05	50.10	123.15	540.00	360.00	900.00	172.80	115.20	288.00	0.00
	New Schemes													
CS(AH)-22	National Mission on Micro Bovine Productivity	0.00	0.00	0.00	0.00	0.00	0.00	60.00	40.00	100.00	19.20	12.80	32.00	0.00
AH-19	Setting up of new Veterinary Dispensaries in the state	0.00	0.00	0.00	0.00	0.00	0.00	0.00	20.00	20.00	0.00	6.40	6.40	0.00
	Total	28001.00	6528.00	3011.63	382.69	630.95	1013.64	1645.00	1514.00	3159.00	526.40	484.48	1010.88	320.96
	DAIRY DEVELOPMENT													
DD-02	Provision of essential staff for remaining districts.	3000.00	600.00	6.17	0.00	2.74	2.74	0.00	20.00	20.00	0.00	5.00	5.00	0.00
DD-03	Strengthening of Punjab Dairy Development Board	10000.00	3300.00	142.26	0.00	0.00	0.00	0.00	0.00	0.00	0.00	0.00	0.00	0.00
DD-05	Promotion of Dairy farming as livelihood for SC beneficiaries	0.00	0.00	90.00	0.00	5.00	5.00	0.00	50.00	50.00	0.00	50.00	50.00	0.00
	New Schemes													
DD-06	Dairy Extension Training and Awareness	0.00	0.00	0.00	0.00	0.00	0.00	0.00	50.00	50.00	0.00	12.50	12.50	0.00
DD-07	Risk Management of Dairy farmers-subsidize insurance premium	0.00	0.00	0.00	0.00	0.00	0.00	0.00	50.00	50.00	0.00	5.00	5.00	0.00
	CSS- other Scheme													
DD-01	National Plan for Dairy Development and Bovine Breeding (60:40) (NPDDBB)	3000.00	1000.00	0.00	0.00	0.00	0.00	0.00	0.00	0.00	0.00	0.00	0.00	0.00
	Total	16000.00	4900.00	238.43	0.00	7.74	7.74	0.00	170.00	170.00	0.00	72.50	72.50	0.00

STATEMENT - II
SCHEDULED CASTES SUB PLAN 2017-18
Scheme-wise Estimates and Expenditure

(₹ Lac)

Scheme Code	Sub-head/Scheme	12th Plan (2012-17) Projected		12th Plan SCSP Expenditure (2012-16)	SCSP 2016-17 Expenditure (Tentative)			Estimates of Expenditure 2017-18 (Eligible Portion)			SCSP 2017-18 Estimates of SCSP Expenditure			Capital Content out of Col.14
		Plan Outlay	SCSP Outlay		CS	SS	Total	CS	SS	Total	CS	SS	Total	
1	2	3	4	5	6	7	8	9	10	11	12	13	14	15
	FISHERIES													
FH-01	Development of Inland Fisheries and Aquaculture (75:25)	254.00	25.40	0.00	0.00	0.00	0.00	0.00	0.00	0.00	0.00	0.00	0.00	0.00
FH-02	National Scheme for Welfare of Fishermen/fisheries training and extension	7.75	0.00	0.00	0.00	0.00	0.00	0.00	0.00	0.00	0.00	0.00	0.00	0.00
FH-03	Development of Fisheries in the State	3863.00	386.30	0.00	0.00	0.00	0.00	0.00	0.00	0.00	0.00	0.00	0.00	0.00
FH-04	Assistance to Guru Angad Dev Veterinary and Animal Sciences University (GADVASU) to establish the college of Fisheries at Ludhiana	1.00	0.00	0.00	0.00	0.00	0.00	0.00	0.00	0.00	0.00	0.00	0.00	0.00
	Total	4125.75	411.70	0.00	0.00	0.00	0.00	0.00	0.00	0.00	0.00	0.00	0.00	0.00
	CO-OPERATION													
CN-01	Financial Assistance to Dairy Cooperatives to meet out their losses (50:50)	3828.44	957.11	81.25	0.00	0.00	0.00	0.00	0.00	0.00	0.00	0.00	0.00	0.00
CN-02	Financial Assistance to Dairy Cooperatives for Providing Milking machines & other equipments to Dairy Farms & Cooperative Societies	500.00	125.00	0.00	0.00	0.00	0.00	0.00	0.00	0.00	0.00	0.00	0.00	0.00
CN-03	Financial Assistance to Dairy Cooperatives for making Silage pits for Progressive Dairy Farms and Milk Producers in the State	500.00	125.00	0.00	0.00	0.00	0.00	0.00	0.00	0.00	0.00	0.00	0.00	0.00
	Total	4828.44	1207.11	81.25	0.00	0.00	0.00	0.00	0.00	0.00	0.00	0.00	0.00	0.00
	RURAL DEVELOPMENT													
A	Special Programme for Rural Development													
	District Level Schemes													
RDS(D)-01	Swaran Jayanti Gram Swa-Rozgar Yojna (75:25)	3080.00	1848.00	37.52	0.00	0.00	0.00	0.00	0.00	0.00	0.00	0.00	0.00	0.00
RDS(D)-02	Integrated Wasteland Development Project	500.00	0.00	0.00	0.00	0.00	0.00	0.00	0.00	0.00	0.00	0.00	0.00	0.00

STATEMENT - II
SCHEDULED CASTES SUB PLAN 2017-18
Scheme-wise Estimates and Expenditure

(₹ Lac)

Scheme Code	Sub-head/Scheme	12th Plan (2012-17) Projected		12th Plan SCSP Expenditure (2012-16)	SCSP 2016-17 Expenditure (Tentative)			Estimates of Expenditure 2017-18 (Eligible Portion)			SCSP 2017-18 Estimates of SCSP Expenditure			Capital Content out of Col.14
		Plan Outlay	SCSP Outlay		CS	SS	Total	CS	SS	Total	CS	SS	Total	
RDS(D)-04/ RDS(D)-01(i)	Setting up of Rural Haats (75:25) (Direct Release)	1100.00	330.00	114.38	0.00	0.00	0.00	0.00	0.00	0.00	0.00	0.00	0.00	0.00
RDS(D)-05/ RDS(D)-01(ii)	Setting up of Haats at Distt. Headquarters (75:25) (Direct Release)	50.00	0.00	0.00	0.00	0.00	0.00	0.00	0.00	0.00	0.00	0.00	0.00	0.00
RDS(D)-06/ RDS(D)-01(iii)	Setting up of Haats at State Capital (75:25) (Direct Release)	50.00	0.00	0.00	0.00	0.00	0.00	0.00	0.00	0.00	0.00	0.00	0.00	0.00
RDS(D)-09	Mahila Kissan Shasaktikaran Pariyojana MKSP(CS:SS) (75:25)	589.17	29.29	0.00	0.00	0.00	0.00	0.00	0.00	0.00	0.00	0.00	0.00	0.00
	CSS-Flagship Schemes													
	State Level Scheme													
RDS(S)-01	Strengthening/ Administration of DRDAs/Zila Parishads (60:40)	0.00	0.00	327.58	164.14	102.08	266.22	600.00	400.00	1000.00	150.00	100.00	250.00	0.00
RDO(S)-2	Shyama Prasad Mukherji Rurban Mission (60:40)	0.00	0.00	0.00	0.00	0.00	0.00	1255.00	720.00	1975.00	502.00	288.00	790.00	790.00
	District Level Schemes													
	CSS-Flagship Schemes													
RDS(D)-03/ RDS(D)-01(ii)	Backward Regions Grant Fund (100% GOI funded)													
	(i) District Component	25000.00	7500.00	935.40	0.00	0.00	0.00	0.00	0.00	0.00	0.00	0.00	0.00	0.00
	(ii) State Component	0.00	0.00	24.00	0.00	0.00	0.00	0.00	0.00	0.00	0.00	0.00	0.00	0.00
RDS(D)-07/RDS(D)-02(i)	Integrated Watershed Management Programme (IWMP) (90:10) now Pradhan Mantri Krishi Sinchai Yojana (PMKSY) (60:40)	10000.00	0.00	232.25	0.00	0.00	0.00	2632.00	2641.66	5273.66	1052.80	1056.66	2109.46	0.00
RDS(D)-08	National Rural Livelihood Mission (NRLM) (60:40)	100000.00	50000.00	737.77	115.87	77.25	193.12	573.29	382.19	955.48	286.64	191.10	477.74	0.00
	Sub-Total (A)	140369.17	59707.29	2408.90	280.01	179.33	459.34	5060.29	4143.85	9204.14	1991.44	1635.76	3627.20	790.00

STATEMENT - II
SCHEDULED CASTES SUB PLAN 2017-18
Scheme-wise Estimates and Expenditure

(₹ Lac)

Scheme Code	Sub-head/Scheme	12th Plan (2012-17) Projected		12th Plan SCSP Expenditure (2012-16)	SCSP 2016-17 Expenditure (Tentative)			Estimates of Expenditure 2017-18 (Eligible Portion)			SCSP 2017-18 Estimates of SCSP Expenditure			Capital Content out of Col.14
		Plan Outlay	SCSP Outlay		CS	SS	Total	CS	SS	Total	CS	SS	Total	
1	2	3	4	5	6	7	8	9	10	11	12	13	14	15
B	Rural Employment													
	State Level Scheme													
	CSS-Flagship Scheme													
RDE(S)-01/RDE(S)-02	Mahatama Gandhi National Rural Employment Guarantee Scheme (90:10)	66000.00	52800.00	43952.22	5824.44	1941.48	7765.92	28191.00	3132.00	31323.00	22552.80	2505.60	25058.40	0.00
	Sub-Total (B)	66000.00	52800.00	43952.22	5824.44	1941.48	7765.92	28191.00	3132.00	31323.00	22552.80	2505.60	25058.40	0.00
C	Other Rural Development Programme													
RDO(S)-02/RDO(S)-03	Grant for Strengthening of Infrastructural & Institutional Works (Discretionary grant of Hon'ble CM)	5000.00	1500.00	1204.17	0.00	384.60	384.60	0.00	0.00	0.00	0.00	0.00	0.00	0.00
RDO(S)-05	Contribution to Village Development Fund out of Grant-in Aid recommended by State Finance commission for PRIs	0.10	0.00	0.00	0.00	0.00	0.00	0.00	0.00	0.00	0.00	0.00	0.00	0.00
RDO(S)-06/RDO(S)-07	Environmental Improvement of SC Basties/ Villages with Stress on Sanitation	0.10	0.10	0.00	0.00	0.00	0.00	0.00	0.00	0.00	0.00	0.00	0.00	0.00
RDO(S)-07/RDO(S)-09	Construction/brick paving of passages/drains in Villages/Dhanies	100000.00	30000.00	1200.00	0.00	0.00	0.00	0.00	0.00	0.00	0.00	0.00	0.00	0.00
RDO(S)-08/RDO(S)-10	Modernization and improvement of SC villages having more than 50% SC population	2500.00	2500.00	51.60	0.00	0.00	0.00	0.00	0.00	0.00	0.00	0.00	0.00	0.00
RDO(S)-10/RDO(S)-11	Upgradation/Repair of subsidiary health centres of Zila Parishads (ACA 2010-11)	5000.00	1500.00	86.00	0.00	0.00	0.00	0.00	0.00	0.00	0.00	0.00	0.00	0.00
RDO(S)-11/RDO(S)-13	Construction of Panchayat ghars at Gram Panchayat Level under Rashtriya Gram Swaraj Yozna (75:25) (Direct Release)	10000.00	3000.00	99.00	0.00	0.00	0.00	0.00	0.00	0.00	0.00	0.00	0.00	0.00

STATEMENT - II
SCHEDULED CASTES SUB PLAN 2017-18
Scheme-wise Estimates and Expenditure

(₹ Lac)

Scheme Code	Sub-head/Scheme	12th Plan (2012-17) Projected		12th Plan SCSP Expenditure (2012-16)	SCSP 2016-17 Expenditure (Tentative)			Estimates of Expenditure 2017-18 (Eligible Portion)			SCSP 2017-18 Estimates of SCSP Expenditure			Capital Content out of Col.14
		Plan Outlay	SCSP Outlay		CS	SS	Total	CS	SS	Total	CS	SS	Total	
1	2	3	4	5	6	7	8	9	10	11	12	13	14	15
RDO(S)-12/ RDO(S)-14	Construction of toilets in the rural areas (NABARD)	24000.00	14400.00	1126.00	0.00	0.00	0.00	0.00	2815.20	2815.20	0.00	2252.16	2252.16	2252.16
RDO(S)-15/ RDO(S)-2	Issue of Yellow Cards for identification of Weaker Sections	20.00	0.00	0.00	0.00	0.00	0.00	0.00	0.00	0.00	0.00	0.00	0.00	0.00
RDO(S)-18	Construction of Cremation Ground in the villages	0.00	0.00	0.00	0.00	0.00	0.00	0.00	918.75	918.75	0.00	367.50	367.50	367.50
RDO(S)-19	Swacch Gram Abhiyan in the villages	0.00	0.00	0.00	0.00	88.00	88.00	0.00	1.00	1.00	0.00	0.40	0.40	0.40
RDO(S)-20	Scheme for Hadda Rories	0.00	0.00	0.00	0.00	0.00	0.00	0.00	1.00	1.00	0.00	0.40	0.40	0.40
RDO(S)-21	Modernisation and improvement of the villages where SC population is more than 34 to 50 percent	0.00	0.00	0.00	0.00	0.00	0.00	0.00	1.00	1.00	0.00	1.00	1.00	1.00
New Scheme														
RDO(S)-25	Pendu Sarvjan Hitkari	0.00	0.00	0.00	0.00	0.00	0.00	0.00	1.00	1.00	0.00	0.34	0.34	0.34
CSS-Flagship Scheme														
CS (RDO)-7	Rajiv Gandhi Panchayat Sashaktikaran Abhyan (75:25)	200.00	24.00	362.69	0.00	0.00	0.00	0.00	0.00	0.00	0.00	0.00	0.00	0.00
District Level Scheme														
RDO(D)-01	Construction of Toilets in Villages (ACA 2009-10 and 2010-11)	0.10	0.00	227.19	0.00	0.00	0.00	0.00	0.00	0.00	0.00	0.00	0.00	0.00
Block Grants														
BG-2 / RDO(D)-02	Improvement/Remodelling and rejuvenation of village ponds and disposal of sullage water (OTACA)	500.00	150.00	11.80	0.00	0.00	0.00	0.00	1.00	1.00	0.00	0.40	0.40	0.40
RDO(D)-03/ RDO(D)-	Incentive grants to Gram Panchayats where elections were held unanimously.	0.10	0.00	0.00	0.00	0.00	0.00	0.00	0.00	0.00	0.00	0.00	0.00	0.00
RDO(D)-04	Encouragement and improvement of Mahila Mandals for construction of buildings	25000.00	7500.00	0.00	0.00	0.00	0.00	0.00	0.00	0.00	0.00	0.00	0.00	0.00

STATEMENT - II
SCHEDULED CASTES SUB PLAN 2017-18
Scheme-wise Estimates and Expenditure

(₹ Lac)

Scheme Code	Sub-head/Scheme	12th Plan (2012-17) Projected		12th Plan SCSP Expenditure (2012-16)	SCSP 2016-17 Expenditure (Tentative)			Estimates of Expenditure 2017-18 (Eligible Portion)			SCSP 2017-18 Estimates of SCSP Expenditure			Capital Content out of Col.14
		Plan Outlay	SCSP Outlay		CS	SS	Total	CS	SS	Total	CS	SS	Total	
1	2	3	4	5	6	7	8	9	10	11	12	13	14	15
RDO(D)-05	Levelling of Panchayat Lands	1000.00	300.00	0.00	0.00	0.00	0.00	0.00	0.00	0.00	0.00	0.00	0.00	0.00
	Sub-Total (C)	173220.40	60874.10	4368.45	0.00	472.60	472.60	0.00	3738.95	3738.95	0.00	2622.20	2622.20	2622.20
	Total (A+B+C)	379589.57	173381.39	50729.57	6104.45	2593.41	8697.86	33251.29	11014.80	44266.09	24544.24	6763.56	31307.80	3412.20
	Rural Housing													
	District Level Scheme													
	CSS-Flagship Scheme													
RDE(S)-01	Pardhan Mantri Awaas Yojana(G) (60:40) Earlier: Indira Awaas Yojana	7700.00	6160.00	1557.91	0.00	0.00	0.00	12500.00	8333.33	20833.33	10000.00	6666.66	16666.66	16666.66
	New Scheme													
RDE(S)-02	Mukh Mantri Awaas Yojana (Gramin/Rural)	0.00	0.00	0.00	0.00	0.00	0.00	0.00	2500.00	2500.00	0.00	850.00	850.00	850.00
	Total	7700.00	6160.00	1557.91	0.00	0.00	0.00	12500.00	10833.33	23333.33	10000.00	7516.66	17516.66	17516.66
	NRI Affairs													
NRI-01	Provision of Matching Share for providing Basic Infrastructure for Community Development in the Rural/Urban Areas through NRI's participation (State:NRI)(50:50)	2500.00	750.00	45.00	0.00	0.00	0.00	0.00	154.21	154.21	0.00	61.68	61.68	61.68
	Total	2500.00	750.00	45.00	0.00	0.00	0.00	0.00	154.21	154.21	0.00	61.68	61.68	61.68
	IRRIGATION AND FLOOD CONTROL													
	A Major and Medium Irrigation													
IR-05/IR-06	Lining of Laduka Distributary System-RIDF XII (95:5)	284.03	14.20	2.74	0.00	0.00	0.00	0.00	0.00	0.00	0.00	0.00	0.00	0.00
IR-08	Completion of Residual Works and Safety Related Works of Ranjit Sagar Dam	5475.00	273.75	0.00	0.00	0.00	0.00	0.00	0.00	0.00	0.00	0.00	0.00	0.00
IR-10/IR-13	Side-lining of Ghaggar Branch RD 0-172000 RIDF XV (95:5)	0.00	0.00	89.73	0.00	0.00	0.00	0.00	0.00	0.00	0.00	0.00	0.00	0.00
IR-13	Public Works Information Management System (PWIMS) in the Irrigation Department	520.00	26.00	0.00	0.00	0.00	0.00	0.00	0.00	0.00	0.00	0.00	0.00	0.00
IR-15	Cleaning & upgradation of Canals (OTACA-2013-14)	0.00	0.00	0.00	0.00	0.00	0.00	0.00	183.00	183.00	0.00	10.98	10.98	10.98

STATEMENT - II
SCHEDULED CASTES SUB PLAN 2017-18
Scheme-wise Estimates and Expenditure

(₹ Lac)

Scheme Code	Sub-head/Scheme	12th Plan (2012-17) Projected		12th Plan SCSP Expenditure (2012-16)	SCSP 2016-17 Expenditure (Tentative)			Estimates of Expenditure 2017-18 (Eligible Portion)			SCSP 2017-18 Estimates of SCSP Expenditure			Capital Content out of Col.14
		Plan Outlay	SCSP Outlay		CS	SS	Total	CS	SS	Total	CS	SS	Total	
1	2	3	4	5	6	7	8	9	10	11	12	13	14	15
	CSS-Flagship Schemes													
IR -01	Extension of Phase-II of Kandi Canal-from Hoshiarpur to Balachaur (AIBP) (25:75) RIDF-XVIII (95:5)				0.00	0.00	0.00	578.00	1.00	579.00	34.68	0.06	34.74	34.74
IR -02	Construction of Shahpur Kandi Dam (AIBP)(60:40)				0.00	0.00	0.00	945.00	4727.64	5672.64	56.70	283.66	340.36	340.36
IR -03/IR 04	Rehabilitation of Channel of First Patiala Feeder and Kotla Branch (AIBP) (25:75)				0.00	0.00	0.00	666.00	1.00	667.00	39.96	0.06	40.02	40.02
IR-07	Extension, Renovation and Modernisation of Canals being Fed from River Sutlej i.e. Bist Doab Canal, Bathinda Branch,Sidhwan Branch and Abohar Branch(AIBP) (25:75) (RIDF-XIX) (95:5)				0.00	0.00	0.00	1.00	1.00	2.00	0.00	0.00	0.00	0.00
IR-07(i)/IR-10 (i)	Rehabilitation of Bist Doab Canal System (AIBP) (25:75) (RIDF-IX) (95:5)	171019.00	8550.95	320.69	0.00	99.11	99.11	0.00	2637.44	2637.44	0.00	158.25	158.25	158.25
IR-7(ii) /MI-08	Rehabilitation of Bhatinda Branch (AIBP) (25:75)				0.00	0.00	0.00	0.00	0.00	0.00	0.00	0.00	0.00	0.00
IR-07(iii) /MI-09	Rehabilitation of Sidhwan Branch (AIBP) (25:75)				0.00	0.00	0.00	0.00	0.00	0.00	0.00	0.00	0.00	0.00
IR-07(iv) /MI-10	Rehabilitation of Abohar Branch (AIBP) (25:75)				0.00	0.00	0.00	0.00	0.00	0.00	0.00	0.00	0.00	0.00
IR-11	Project for relining of Sirhind Feeder from RD 119700-447927 (AIBP) (75:25) ACA(Top-Up) (RIDF-XVIII)(95:5)				0.00	0.00	0.00	1.00	4495.00	4496.00	0.06	269.70	269.76	269.76
IR-12/IR-15	Project for relining of Rajasthan Feeder from RD 179000-496000 (AIBP) (75:25)(Gol:Rajasthan)				0.00	0.00	0.00	10000.00	0.00	10000.00	600.00	0.00	600.00	600.00
IR-17	Rehabilitation with concrete lining of Bist Doab Canal System (Minors)(RIDF XXII)	0.00	0.00	0.00	0.00	0.00	0.00	0.00	8138.00	8138.00	0.00	488.28	488.28	488.28

STATEMENT - II
SCHEDULED CASTES SUB PLAN 2017-18
Scheme-wise Estimates and Expenditure

(₹ Lac)

Scheme Code	Sub-head/Scheme	12th Plan (2012-17) Projected		12th Plan SCSP Expenditure (2012-16)	SCSP 2016-17 Expenditure (Tentative)			Estimates of Expenditure 2017-18 (Eligible Portion)			SCSP 2017-18 Estimates of SCSP Expenditure			Capital Content out of Col.14
		Plan Outlay	SCSP Outlay		CS	SS	Total	CS	SS	Total	CS	SS	Total	
1	2	3	4	5	6	7	8	9	10	11	12	13	14	15
IR-18	Renovation and Modernization of Regulators Structures in the State of Punjab.(RIDF XXII)	0.00	0.00	0.00	0.00	0.00	0.00	0.00	1050.00	1050.00	0.00	63.00	63.00	63.00
	Sub Total (A)	177298.03	8864.90	413.16	0.00	99.11	99.11	12191.00	21234.08	33425.08	731.40	1273.99	2005.39	2005.39
B	Minor Irrigation													
MI-01	Converting Banur canal from Non Perennial to Perennial-RIDF-XXI (95:5)	2144.00	214.40	0.00	0.00	119.96	119.96	0.00	1.00	1.00	0.00	0.06	0.06	0.06
MI-04/MI-02 (i)	Installation of 280 deep Tubewells and 10 other tubewells in Kandi Area (RIDF-XV) (95:5)	0.00	0.00	84.65	0.00	0.00	0.00	0.00	1.00	1.00	0.00	0.06	0.06	0.06
MI-05/MI-03 (i)	Construction of new 9 low Dams RIDF-XVI (95:5)	30000.00	1500.00	95.10	0.00	0.00	0.00	0.00	32.69	32.69	0.00	1.96	1.96	1.96
MI-07/MI-11	Artificial recharge to augment declining ground water resources (RIDF-XIII) (95:5)	1100.00	55.00	8.10	0.00	0.00	0.00	0.00	0.00	0.00	0.00	0.00	0.00	0.00
MI-08(ii)/MI-12(ii)	Other Infrastructure works including one time ACA (2011-12)	50000.00	2500.00	51.00	0.00	0.00	0.00	0.00	0.00	0.00	0.00	0.00	0.00	0.00
MI-09	Integrated Utilisation of Water Resources (W+S)	6100.00	305.00	0.00	0.00	0.00	0.00	0.00	0.00	0.00	0.00	0.00	0.00	0.00
MI-10	Replacement/Renovation of Existing Tubewells	600.00	30.00	2.25	0.00	0.00	0.00	0.00	0.00	0.00	0.00	0.00	0.00	0.00
MI-13	Repair and re-construction of distributaries and minors	0.00	0.00	0.00	0.00	59.99	59.99	0.00	2238.65	2238.65	0.00	134.32	134.32	134.32
MI-15	Distribution system of 5 low dams in Hoshiarpur distt. (RIDF-XXI) (95:5)	0.00	0.00	0.00	0.00	0.00	0.00	0.00	1.00	1.00	0.00	0.06	0.06	0.06
	Block Grant(s)													
BG-5(MI)-8(i)	Remodelling/Construction of Distributaries/ Minors-13th Finance Commission	0.00	0.00	351.48	0.00	0.00	0.00	0.00	0.00	0.00	0.00	0.00	0.00	0.00
	Sub Total (B)	89944.00	4604.40	592.58	0.00	179.95	179.95	0.00	2274.34	2274.34	0.00	136.46	136.46	136.46

STATEMENT - II
SCHEDULED CASTES SUB PLAN 2017-18
Scheme-wise Estimates and Expenditure

(₹ Lac)

Scheme Code	Sub-head/Scheme	12th Plan (2012-17) Projected		12th Plan SCSP Expenditure (2012-16)	SCSP 2016-17 Expenditure (Tentative)			Estimates of Expenditure 2017-18 (Eligible Portion)			SCSP 2017-18 Estimates of SCSP Expenditure			Capital Content out of Col.14
		Plan Outlay	SCSP Outlay		CS	SS	Total	CS	SS	Total	CS	SS	Total	
C	Command Area Development and Water Management Programme													
CAD-06/ CAD-8	Lining of water courses of Abohar branch(U) Canal system in (RIDF-XV) (95:5)													
	(i) Faridkot District	12238.00	1223.80	459.92	0.00	0.00	0.00	0.00	732.03	732.03	0.00	73.20	73.20	73.20
	(ii) Other Districts	0.00	0.00	135.00	0.00	0.00	0.00	0.00	1290.59	1290.59	0.00	129.06	129.06	129.06
CAD-07/ CAD-09	Lining of water courses on Bhakra Main Branch (BMB) canal system RIDF-XVI (95:5)	8940.00	894.00	397.55	0.00	0.00	0.00	0.00	2003.18	2003.18	0.00	200.32	200.32	200.32
CAD-08	Construction of field channels on Sirhind Feeder Part-II Canal System (RIDF-XIX) (95:5)	0.00	0.00	0.00	0.00	0.00	0.00	0.00	41.87	41.87	0.00	4.19	4.19	4.19
CAD-09	Construction of field Channels on Bhatinda Branch Part-II Canal System (RIDF XIX) (95:5)	0.00	0.00	0.00	0.00	0.00	0.00	0.00	183.00	183.00	0.00	18.30	18.30	18.30
CAD-11	Repair and re-construction of field channels of various distributaries in the State (RIDF-XX) (95:5)	0.00	0.00	110.89	0.00	0.00	0.00	0.00	0.00	0.00	0.00	0.00	0.00	0.00
CAD-16	Lining of Water courses of Sirhind Feeder and Bathinda Branch Lambi const. of Sri Muktsar Sahib (RIDF XXI)(95:5)	0.00	0.00	0.00	0.00	0.00	0.00	0.00	1.00	1.00	0.00	0.10	0.10	0.10
	CSS-Flagship Schemes													
CAD-01	Construction of field Channels on UBDC System (AIBP)/(50:40:10)				0.00	0.00	0.00	1.00	1.00	2.00	0.10	0.10	0.20	0.20
CAD-04/ CAD-06	Construction of field Channels on Sirhind feeder Phase-II Canal System (AIBP) (50:40:10) (RIDF-XIV) (95:5)				0.00	0.00	0.00	169.10	1.00	170.10	16.91	0.10	17.01	17.01
CAD-05/ CAD-07	Construction of field Channels on Bhatinda Branch Phase-II Canal System (AIBP) (RIDF-XIII) (50:40:10)	97128.53	9712.86	3541.59	0.00	0.00	0.00	0.00	1.00	1.00	0.00	0.10	0.10	0.10

STATEMENT - II
SCHEDULED CASTES SUB PLAN 2017-18
Scheme-wise Estimates and Expenditure

(₹ Lac)

Scheme Code	Sub-head/Scheme	12th Plan (2012-17) Projected		12th Plan SCSP Expenditure (2012-16)	SCSP 2016-17 Expenditure (Tentative)			Estimates of Expenditure 2017-18 (Eligible Portion)			SCSP 2017-18 Estimates of SCSP Expenditure			Capital Content out of Col.14
		Plan Outlay	SCSP Outlay		CS	SS	Total	CS	SS	Total	CS	SS	Total	
CAD-10:	Construction of field channels on Kotla Branch Phase-II system (AIBP) (60:40) (RIDF-XIX) (95:5)				0.00	0.00	0.00	1416.93	8056.50	9473.43	141.69	805.65	947.34	947.34
CAD-12	Construction of Field Channel on Bist Doab Canal System (PMKSY) (60:40) (NABARD- XXII)	0.00	0.00	0.00	0.00	0.00	0.00	0.00	637.00	637.00	0.00	63.70	63.70	63.70
CAD-13	Construction of Field Channels on Sidhwan Branch Canal System(PMKSY)(60:40)	0.00	0.00	0.00	0.00	0.00	0.00	1.00	1.00	2.00	0.10	0.10	0.20	0.20
CAD-14	Construction of field channel on kandi canal stage-I by lying underground pipeline in the outlets of canal(PMKSY)(60:40) (NABARD XXII)	0.00	0.00	0.00	0.00	0.00	0.00	0.00	630.58	630.58	0.00	63.06	63.06	63.06
CAD-15	Construction of field channel on Ghagger branch distt Mansa(PMKSY)(50:50)	0.00	0.00	0.00	0.00	0.00	0.00	1.00	1.00	2.00	0.10	0.10	0.20	0.20
CAD-19	Rejuvenation/ upgradation/ reconstruction of main branches of various water courses of Sirhind Feeder Command and district Shri Mukatsar Sahib (RIDF-XXII)	0.00	0.00	0.00	0.00	0.00	0.00	0.00	5530.97	5530.97	0.00	553.10	553.10	553.10
	New Schemes													
CAD-20	Construction of Field Channels of Eastern Canal System (60:40)	0.00	0.00	0.00	0.00	0.00	0.00	1.00	1.00	2.00	0.10	0.10	0.20	0.20
CAD-21	Construction of Field Channels of Banur Canal System (60:40)	0.00	0.00	0.00	0.00	0.00	0.00	1.00	1.00	2.00	0.10	0.10	0.20	0.20
CAD-22	Construction of Field Channels of BML (60:40)	0.00	0.00	0.00	0.00	0.00	0.00	1.00	1.00	2.00	0.10	0.10	0.20	0.20
CAD-23	Construction of Field Channels of Abohar Branch Canal System	0.00	0.00	0.00	0.00	0.00	0.00	1.00	1.00	2.00	0.10	0.10	0.20	0.20
	Sub Total (C)	118306.53	11830.66	4644.95	0.00	0.00	0.00	1593.03	19115.72	20708.75	159.30	1911.58	2070.88	2070.88

STATEMENT - II
SCHEDULED CASTES SUB PLAN 2017-18
Scheme-wise Estimates and Expenditure

(₹ Lac)

Scheme Code	Sub-head/Scheme	12th Plan (2012-17) Projected		12th Plan SCSP Expenditure (2012-16)	SCSP 2016-17 Expenditure (Tentative)			Estimates of Expenditure 2017-18 (Eligible Portion)			SCSP 2017-18 Estimates of SCSP Expenditure			Capital Content out of Col.14
		Plan Outlay	SCSP Outlay		CS	SS	Total	CS	SS	Total	CS	SS	Total	
D	Flood Control and Anti-waterlogging													
FC-01/FC-02	Const. of Embankments and Widening of River Ghaggar from Khanauri to Karail in District Sangrur (RIDF-XII) (95:5)	500.00	25.00	29.66	0.00	29.67	29.67	0.00	8.35	8.35	0.00	0.50	0.50	0.50
FC-02	Project for Anti-waterlogging/ Drainage and Flood Control Works (RIDF-XIII) (95:5)	100.00	5.00	0.00	0.00	0.00	0.00	0.00	0.00	0.00	0.00	0.00	0.00	0.00
FC-08/FC-13	Link Drains/Waterlogging, flood Control and Drainage works in the State - RIDF-XIV(95:5)	3822.00	191.10	65.81	0.00	0.00	0.00	0.00	0.00	0.00	0.00	0.00	0.00	0.00
FC-11/FC-16	Providing Emergent Flood protection on river Sutluj, Beas and Ravi (95:5) (RIDF-XVII)	0.00	0.00	0.00	0.00	2.73	2.73	0.00	1.00	1.00	0.00	0.06	0.06	0.06
FC-16	Measures to tackle water logging and floods in Punjab state RIDF-XIX (95:5)	0.00	0.00	0.00	0.00	0.00	0.00	0.00	962.65	962.65	0.00	57.76	57.76	57.76
FC-17	Cleaning and Upgradation of Drains (OTACA 2013-14)	0.00	0.00	0.00	0.00	0.00	0.00	30.35	0.00	30.35	1.82	0.00	1.82	1.82
	Block Grants													
BG-12(FC-18)	Integrated Project to address water logging problem in South-Western Districts of Punjab-ACA for Drainage (75:25)	0.00	0.00	402.86	760.84	0.00	760.84	9600.00	3200.00	12800.00	576.00	192.00	768.00	768.00
BG(FC)-05/FC-10	Measures to address the problem of water logging in the State-13th Finance Commission	20000.00	1000.00	446.00	0.00	0.00	0.00	0.00	0.00	0.00	0.00	0.00	0.00	0.00
	CSS-Flagship Schemes													
FC-06	Canalization of Sakki/Kiran Nallah (CSS) (60:40)-(FMP) (AIBP)				0.00	0.00	0.00	1.00	1.00	2.00	0.06	0.06	0.12	0.12
FC-07/FC-12	Investment Clearance for Flood Protection works in the State (FMP) (60:40) (AIBP)				0.00	0.00	0.00	1.00	1.00	2.00	0.06	0.06	0.12	0.12
FC-09/FC-15	Construction of Flood Protection Works along River Ujh, District Gurdaspur (FMP) (60:40) (AIBP)				0.00	0.00	0.00	1.00	1.00	2.00	0.06	0.06	0.12	0.12

STATEMENT - II
SCHEDULED CASTES SUB PLAN 2017-18
Scheme-wise Estimates and Expenditure

(₹ Lac)

Scheme Code	Sub-head/Scheme	12th Plan (2012-17) Projected		12th Plan SCSP Expenditure (2012-16)	SCSP 2016-17 Expenditure (Tentative)			Estimates of Expenditure 2017-18 (Eligible Portion)			SCSP 2017-18 Estimates of SCSP Expenditure			Capital Content out of Col.14
		Plan Outlay	SCSP Outlay		CS	SS	Total	CS	SS	Total	CS	SS	Total	
FC-12	Construction of Flood Protection Works along left side and right sides of River Beas in District Gurdaspur, Hoshiarpur and Kapurthala (60:40) (AIBP)	37500.00	1875.00	61.65	0.00	0.00	0.00	1.00	1.00	2.00	0.06	0.06	0.12	0.12
FC-13	Consolidated Project Proposal for flood protection works to be executed along Indo Pak Border on River Ravi and it's tributaries ujh, to check erosion of culturable land, village abadies & defence installation. 100% RMABA				0.00	0.00	0.00	5000.00	0.00	5000.00	300.00	0.00	300.00	300.00
FC 20	Tackling Water Logging by constructing lift schemes in low laying areas, village ponds and other allied works in South Western districts of Punjab (RIDF -XXII)	0.00	0.00	0.00	0.00	0.00	0.00	0.00	1852.00	1852.00	0.00	111.12	111.12	111.12
	CSS-Optional etc.													
CS(FC)-03/ CS(FC)-06	Counter Protective measures on left side of River Ravi (100%)	0.00	0.00	0.00	0.00	0.00	0.00	1.00	0.00	1.00	0.06	0.00	0.06	0.06
	New Schemes													
FC-21	Swan River Flood Management and Integrated Land Development Project starting from Punjab Boundary (D/S of Santokhgarh Bridge) to its confluence point with River Satluj at U/S Thana Bridge Near Shri Anandpur Sahib including D/S Flood protection works in District Roop Nagar Punjab (50:50)	0.00	0.00	0.00	0.00	0.00	0.00	1.00	1.00	2.00	0.06	0.06	0.12	0.12
FC-22	Constructing VR Bridge at RD 69000 of Marimegha Drain (2nd Defence Line) connecting village Mugalchak to Kalsian	0.00	0.00	0.00	0.00	0.00	0.00	0.00	224.00	224.00	0.00	13.44	13.44	13.44

STATEMENT - II
SCHEDULED CASTES SUB PLAN 2017-18
Scheme-wise Estimates and Expenditure

(₹ Lac)

Scheme Code	Sub-head/Scheme	12th Plan (2012-17) Projected		12th Plan SCSP Expenditure (2012-16)	SCSP 2016-17 Expenditure (Tentative)			Estimates of Expenditure 2017-18 (Eligible Portion)			SCSP 2017-18 Estimates of SCSP Expenditure			Capital Content out of Col.14
		Plan Outlay	SCSP Outlay		CS	SS	Total	CS	SS	Total	CS	SS	Total	
FC-23	Constructing VR Bridge at RD 99000 of Marimegha Drain connecting village Bhchur Khurd to Chhina Bidhi Chand.	0.00	0.00	0.00	0.00	0.00	0.00	0.00	256.00	256.00	0.00	15.36	15.36	15.36
	Sub Total (D)	61922.00	3096.10	1005.98	760.84	32.40	793.24	14636.35	6509.00	21145.35	878.18	390.54	1268.72	1268.72
	Total (A+B+C+D)	447470.56	28396.06	6656.67	760.84	311.46	1072.30	28420.38	49133.14	77553.52	1768.88	3712.57	5481.45	5481.45
	ENERGY													
	Power													
PPB-01	Ujwal Discom Assurance Yojana (UDAY)-Loan for Power Project	0.00	0.00	315511.00	0.00	184305.00	184305.00	0.00	0.00	0.00	0.00	0.00	0.00	0.00
	Total	0.00	0.00	315511.00	0.00	184305.00	184305.00	0.00	0.00	0.00	0.00	0.00	0.00	0.00
	NON-CONVENTIONAL SOURCES OF ENERGY													
RE-03/ NC-03	Supply/Installation and commissioning of LEDs based SPV street lights under Solar Photovoltaic Demonstration Programme in Punjab (CS:SS:benf) (30:30:40) (Earlier-Solar Photovoltaic Demonstration Programme in Punjab (30:30:40) (CS:SS:Benf) (Direct release)	870.00	230.97	10.00	0.00	0.00	0.00	0.00	100.00	100.00	0.00	32.00	32.00	32.00
RE-09/ NC-09	SPV Water Pumping Programme under Jawaharlal Nehru Solar Mission.(CS:SS:Benf) (30:40:30) (Direct Release)	1380.00	360.00	0.00	0.00	0.00	0.00	0.00	5000.00	5000.00	0.00	1600.00	1600.00	1600.00
NC-10	Solar Water Heating Scheme (CS:SS:Ben.) (50:25:25)	840.00	336.00	0.00	0.00	0.00	0.00	0.00	0.00	0.00	0.00	0.00	0.00	0.00
NC-10(i)	Special Area Demonstration Programme (CS:SS)(50:50)	3150.00	0.00	0.00	0.00	0.00	0.00	0.00	0.00	0.00	0.00	0.00	0.00	0.00
RE-13/ NC-13	Solar Cooker Programme for women in the State under Jawaharlal Nehru National Solar Mission (CS:SS:Benf) (30:40:30) (Direct Release)	0.00	0.00	0.00	0.00	0.00	0.00	0.00	20.00	20.00	0.00	6.40	6.40	0.00
	Total	6240.00	926.97	10.00	0.00	0.00	0.00	0.00	5120.00	5120.00	0.00	1638.40	1638.40	1632.00

STATEMENT - II
SCHEDULED CASTES SUB PLAN 2017-18
Scheme-wise Estimates and Expenditure

(₹ Lac)

Scheme Code	Sub-head/Scheme	12th Plan (2012-17) Projected		12th Plan SCSP Expenditure (2012-16)	SCSP 2016-17 Expenditure (Tentative)			Estimates of Expenditure 2017-18 (Eligible Portion)			SCSP 2017-18 Estimates of SCSP Expenditure			Capital Content out of Col.14
		Plan Outlay	SCSP Outlay		CS	SS	Total	CS	SS	Total	CS	SS	Total	
1	2	3	4	5	6	7	8	9	10	11	12	13	14	15
	INDUSTRY AND MINERALS													
VSI-07	Setting up of District Artisan Hatt Centres for providing marketing facilities to the SC Artisans of the State	500.00	500.00	0.00	0.00	0.00	0.00	0.00	0.00	0.00	0.00	0.00	0.00	0.00
VSI-09	Development of Human Resources in the field of IT/ITES (Shifted to IT department)	2500.00	625.00	0.00	0.00	0.00	0.00	0.00	0.00	0.00	0.00	0.00	0.00	0.00
VSI-19	Financial Assistance to Start-ups	0.00	0.00	0.00	0.00	0.00	0.00	0.00	10000.00	10000.00	0.00	3200.00	3200.00	0.00
	New Schemes													
VSI-21	State Scheme for Make in India Zero defect & Zero effect of MSME	0.00	0.00	0.00	0.00	0.00	0.00	0.00	200.00	200.00	0.00	64.00	64.00	0.00
VSI-23	State scheme for awareness and Entrepreneurship Development to promote SC/STs under Stand up India Project	0.00	0.00	0.00	0.00	0.00	0.00	0.00	55.00	55.00	0.00	55.00	55.00	0.00
VSI-24	Scheme for construction of roads and development industrial infrastructure at Rajpura under Amritsar Kolkata Industrial Corridor (AKIC) project.	0.00	0.00	0.00	0.00	0.00	0.00	0.00	500.00	500.00	0.00	160.00	160.00	160.00
VSI-25	Scheme for development of Industrial infrastructure near Shambu Ghanaur & Banur industrial belt under AKIC project	0.00	0.00	0.00	0.00	0.00	0.00	0.00	1.00	1.00	0.00	0.32	0.32	0.32
VSI-26	Scheme for development of logistic hub between Amritsar & Attari	0.00	0.00	0.00	0.00	0.00	0.00	0.00	100.00	100.00	0.00	32.00	32.00	32.00
VSI-28	Exhibition cum convention center at ludhiana	0.00	0.00	0.00	0.00	0.00	0.00	0.00	100.00	100.00	0.00	32.00	32.00	32.00
	Total	3000.00	1125.00	0.00	0.00	0.00	0.00	0.00	10956.00	10956.00	0.00	3543.32	3543.32	224.32
	INFORMATION TECHNOLOGY													
IT-03	Development of Human Resources in the field of IT/ITES (Shifted from Industry and Minerals subhead)	0.00	0.00	0.00	0.00	0.00	0.00	0.00	1.00	1.00	0.00	0.40	0.40	0.30
	Total	0.00	0.00	0.00	0.00	0.00	0.00	0.00	1.00	1.00	0.00	0.40	0.40	0.30

STATEMENT - II
SCHEDULED CASTES SUB PLAN 2017-18
Scheme-wise Estimates and Expenditure

(₹ Lac)

Scheme Code	Sub-head/Scheme	12th Plan (2012-17) Projected		12th Plan SCSP Expenditure (2012-16)	SCSP 2016-17 Expenditure (Tentative)			Estimates of Expenditure 2017-18 (Eligible Portion)			SCSP 2017-18 Estimates of SCSP Expenditure			Capital Content out of Col.14
		Plan Outlay	SCSP Outlay		CS	SS	Total	CS	SS	Total	CS	SS	Total	
1	2	3	4	5	6	7	8	9	10	11	12	13	14	15
	ROADS AND BRIDGES													
RB-01	World Bank Scheme for Road Infrastructure (World Bank -State 85:15)	42438.00	2122.00	1508.55	0.00	0.00	0.00	0.00	32000.00	32000.00	0.00	1600.00	1600.00	1600.00
RB-02	NABARD assisted projects Construction/widening of roads and construction of bridges and infrastructure RIDF-(XII-XIX) (80:20) (outlay Rs. 230 cr.)	155000.00	7750.00	413.00										
RB-02(A)	74 Rural Roads and 15 Bridges Projects (XII)				0.00	0.00	0.00	0.00	3.50	3.50	0.00	0.18	0.18	0.18
RB-02(B)	6 Rural Roads and 2 Bridges Projects XII-(i)				0.00	0.00	0.00	0.00	0.00	0.00	0.00	0.00	0.00	0.00
RB-02(D)	20 Rural Roads and 18 Bridges Projects (XIII)				0.00	0.00	0.00	0.00	50.00	50.00	0.00	2.50	2.50	2.50
RB-02(E)	59 Rural Roads & 1 Bridge Project (XIV)				0.00	0.00	0.00	0.00	0.00	0.00	0.00	0.00	0.00	0.00
RB-02(F)	66 Rural Roads and 10 Bridges - XIV (ii)				0.00	0.00	0.00	0.00	55.00	55.00	0.00	2.75	2.75	2.75
RB-02(G)	11 Rural Roads & 9 Bridges (XV)				0.00	0.00	0.00	0.00	0.00	0.00	0.00	0.00	0.00	0.00
RB-02(H)	38 rural roads & 1 Bridge in 15 Districts (XVI)				0.00	0.00	0.00	0.00	0.00	0.00	0.00	0.00	0.00	0.00
RB-02(I)	55 Rural Roads & 2 Bridges in Taran Taran District XVI-(i)				0.00	0.00	0.00	0.00	100.00	100.00	0.00	5.00	5.00	5.00
RB-02(J)	5 Rural Roads & 1 Bridge in 3 Districts of Punjab XVI-(ii)				0.00	0.00	0.00	0.00	0.00	0.00	0.00	0.00	0.00	0.00
RB-02(K)	7 Rural Roads (XVII)				0.00	0.00	0.00	0.00	1600.00	1600.00	0.00	80.00	80.00	80.00
RB-02(L)	101 Rural road Project RIDF-XIX				0.00	0.00	0.00	0.00	625.00	625.00	0.00	31.25	31.25	31.25
RB-02(M)	Project for Rural Roads and Bridges in Punjab (XXI)				0.00	0.00	0.00	0.00	9500.00	9500.00	0.00	475.00	475.00	475.00
RB-02(N)	Rural road project RIDFB-XX State share for (PMGSY) (New component)	0.00	0.00	0.00	0.00	0.00	0.00	0.00	10000.00	10000.00	0.00	500.00	500.00	500.00
RB-02(O)	Rural road project RIDF-XXIII	0.00	0.00	0.00	0.00	0.00	0.00	0.00	1066.50	1066.50	0.00	53.33	53.33	53.33

STATEMENT - II
SCHEDULED CASTES SUB PLAN 2017-18
Scheme-wise Estimates and Expenditure

(₹ Lac)

Scheme Code	Sub-head/Scheme	12th Plan (2012-17) Projected		12th Plan SCSP Expenditure (2012-16)	SCSP 2016-17 Expenditure (Tentative)			Estimates of Expenditure 2017-18 (Eligible Portion)			SCSP 2017-18 Estimates of SCSP Expenditure			Capital Content out of Col.14
		Plan Outlay	SCSP Outlay		CS	SS	Total	CS	SS	Total	CS	SS	Total	
1	2	3	4	5	6	7	8	9	10	11	12	13	14	15
RB-04	Improvement and widening of existing roads	52000.00	2600.00	90.00	0.00	0.00	0.00	0.00	0.00	0.00	0.00	0.00	0.00	0.00
RB-04(ii)	(a) State share for upgradation of Roads under PMGSY (b) Forest clearance and utility shifting	7500.00	375.00	54.00	0.00	0.00	0.00	0.00	5.00	5.00	0.00	0.25	0.25	0.25
RB-04(iii)	State share for maintenance of Roads under PMGSY	42500.00	2125.00	0.00	0.00	0.00	0.00	0.00	0.00	0.00	0.00	0.00	0.00	0.00
RB-06	Project for link roads and infrastructure development in rural areas (Funded through RDF)	0.00	0.00	1500.00	0.00	0.00	0.00	0.00	0.00	0.00	0.00	0.00	0.00	0.00
RB-09	Upgradation/Strengthening of Rural Roads (to be financed out of RDF Fund)	0.00	0.00	0.00	0.00	0.00	0.00	0.00	1.00	1.00	0.00	0.00	0.00	0.00
RB-10	Special Repair of Plan Roads	0.00	0.00	0.00	0.00	0.00	0.00	0.00	1.00	1.00	0.00	0.05	0.05	0.05
	Block Grants													
BG-06 (RB-03)	Central Road Fund (CRF)	45000.00	2250.00	638.00	0.00	0.00	0.00	21000.00	0.00	21000.00	1050.00	0.00	1050.00	1050.00
	CSS-Flagship Schemes													
CS(RB)-11 (i)	Pradhan Mantri Gramin Sadak Yojana (PMGSY-I) (100%) (revised 60:40)	0.00	0.00	0.00	0.00	0.00	0.00	5220.00	3480.00	8700.00	261.00	174.00	435.00	435.00
	Total	344438.00	17222.00	4203.55	0.00	0.00	0.00	26220.00	58487.00	84707.00	1311.00	2924.31	4235.31	4235.31
	SCIENCE, TECHNOLOGY AND ENVIRONMENT													
SR-07	Subsidy to students of Government Schools visiting the Science City	1150.00	625.00	175.00	0.00	50.00	50.00	0.00	100.00	100.00	0.00	50.00	50.00	0.00
SR-11	Assessment of level of fluoride and subsequent oxidative stress in pregnant SC women from fluoride endemic zone of Punjab and its prevention and management	0.00	0.00	5.00	0.00	0.00	0.00	0.00	0.00	0.00	0.00	0.00	0.00	0.00

STATEMENT - II
SCHEDULED CASTES SUB PLAN 2017-18
Scheme-wise Estimates and Expenditure

(₹ Lac)

Scheme Code	Sub-head/Scheme	12th Plan (2012-17) Projected		12th Plan SCSP Expenditure (2012-16)	SCSP 2016-17 Expenditure (Tentative)			Estimates of Expenditure 2017-18 (Eligible Portion)			SCSP 2017-18 Estimates of SCSP Expenditure			Capital Content out of Col.14
		Plan Outlay	SCSP Outlay		CS	SS	Total	CS	SS	Total	CS	SS	Total	
1	2	3	4	5	6	7	8	9	10	11	12	13	14	15
SR-12	Empowerment and socio-economic development of SC Communities including girl science students through technology interventions in horticulture, biotechnology & related ventures (earlier: Socio-economic development of Scheduled Caste Communities through technology interventions in horticulture and related ventures)	0.00	0.00	5.00	0.00	0.00	0.00	0.00	0.00	0.00	0.00	0.00	0.00	0.00
Total		1150.00	625.00	185.00	0.00	50.00	50.00	0.00	100.00	100.00	0.00	50.00	50.00	0.00
ECOLOGY & ENVIRONMENT														
New Schemes - CSS														
CS(EE)-01	Installation of Common Effluent Treatment Plant (CETP of Capacity 50 Million Litre per day (MLD) for treatment of effluent from dying industries of Tajpur road and Rahon Road Cluster of Ludhiana. (CS:SS:SPV) (50:25:25)	0.00	0.00	0.00	0.00	0.00	0.00	1.00	1.00	2.00	0.32	0.32	0.64	0.64
CS(EE)-02	Installation of Common Effluent Treatment Plant (CETP of Capacity 40Million Litre per day (MLD) for treatment of effluent from dying industries of Focal Point Phase-I to Phase VIII Cluster of Ludhiana. (CS:SS:SPV) (50:25:25)	0.00	0.00	0.00	0.00	0.00	0.00	1.00	1.00	2.00	0.32	0.32	0.64	0.64

STATEMENT - II
SCHEDULED CASTES SUB PLAN 2017-18
Scheme-wise Estimates and Expenditure

(₹ Lac)

Scheme Code	Sub-head/Scheme	12th Plan (2012-17) Projected		12th Plan SCSP Expenditure (2012-16)	SCSP 2016-17 Expenditure (Tentative)			Estimates of Expenditure 2017-18 (Eligible Portion)			SCSP 2017-18 Estimates of SCSP Expenditure			Capital Content out of Col.14
		Plan Outlay	SCSP Outlay		CS	SS	Total	CS	SS	Total	CS	SS	Total	
CS(EE)-03	Installation of Common Effluent Treatment Plant (CETP of Capacity 15 Million Litre per day (MLD) for treatment of effluent from dying industries of Bahadur Ke Road Cluster of Ludhiana. (CS:SS:SPV) (50:25:25)	0.00	0.00	0.00	0.00	0.00	0.00	1.00	1.00	2.00	0.32	0.32	0.64	0.64
	Total	0.00	0.00	0.00	0.00	0.00	0.00	3.00	3.00	6.00	0.96	0.96	1.92	1.92
	SECRETARIAT ECONOMIC SERVICES													
	State Level Schemes													
PM-06	Assistance to NGOs	2750.00	825.00	335.26	0.00	181.52	181.52	0.00	1000.00	1000.00	0.00	320.00	320.00	0.00
PM-10	State Level Initiatives (Punjab Nirman Programme)	500.00	175.00	2626.50	0.00	2200.00	2200.00	0.00	3000.00	3000.00	0.00	960.00	960.00	960.00
PM-13	Engagement of young professionals for Punjab State Planning Board	0.00	0.00	0.00	0.00	0.00	0.00	0.00	12.00	12.00	0.00	3.00	3.00	0.00
	New Scheme													
PM-14	Special Package for Border Area	0.00	0.00	0.00	0.00	0.00	0.00	0.00	30000.00	30000.00	0.00	9600.00	9600.00	4800.00
	Block Grant(s)													
BG-5/(PM)-16	Incentive for issuing UIDs -13th Finance Commission	2160.00	626.40	29.00	0.00	0.00	0.00	0.00	0.00	0.00	0.00	0.00	0.00	0.00
BG-5/(PM)-17	Districts Innovation Funds (13th Finance Commission)	5000.00	1550.00	354.07	0.00	0.00	0.00	0.00	0.00	0.00	0.00	0.00	0.00	0.00
BG-5/(PM)-18	Development of Kandi Area-(13th Finance Commission)	25000.00	6250.00	3858.50	0.00	0.00	0.00	0.00	0.00	0.00	0.00	0.00	0.00	0.00
	CSS-other scheme													
CS(PM)-19	Border Area Development Programme (BADP) (60:40)	20000.00	7000.00	4648.32	545.74	0.00	545.74	4512.71	4000.00	8512.71	1444.07	1280.00	2724.07	2390.57
	Total (State Level)	55410.00	16426.40	11851.65	545.74	2381.52	2927.26	4512.71	38012.00	42524.71	1444.07	12163.00	13607.07	8150.57
	District Level Schemes													
PM-3	Untied Funds of CM/Dy.CM/FM	15000.00	5250.00	1967.29	0.00	445.11	445.11	0.00	1500.00	1500.00	0.00	480.00	480.00	480.00
PM-5	Untied Funds of DPCs	15000.00	5250.00	636.44	0.00	269.02	269.02	0.00	0.00	0.00	0.00	0.00	0.00	0.00

STATEMENT - II
SCHEDULED CASTES SUB PLAN 2017-18
Scheme-wise Estimates and Expenditure

(₹ Lac)

Scheme Code	Sub-head/Scheme	12th Plan (2012-17) Projected		12th Plan SCSP Expenditure (2012-16)	SCSP 2016-17 Expenditure (Tentative)			Estimates of Expenditure 2017-18 (Eligible Portion)			SCSP 2017-18 Estimates of SCSP Expenditure			Capital Content out of Col.14
		Plan Outlay	SCSP Outlay		CS	SS	Total	CS	SS	Total	CS	SS	Total	
1	2	3	4	5	6	7	8	9	10	11	12	13	14	15
	Block Grants													
BG-5/ (PM)-6	Development of Border Areas (Border Area Development Programme)-13th Finance Commission	25000.00	8750.00	5142.18	0.00	0.00	0.00	0.00	0.00	0.00	0.00	0.00	0.00	0.00
	Total (District Level)	55000.00	19250.00	7745.91	0.00	714.13	714.13	0.00	1500.00	1500.00	0.00	480.00	480.00	480.00
	Total(State + District)	110410.00	35676.40	19597.56	545.74	3095.65	3641.39	4512.71	39512.00	44024.71	1444.07	12643.00	14087.07	8630.57
	CENSUS SURVEY & STATISTICS													
CSST-02/4	Engagement of Young professionals for Economic & Statistical Organisation	0.00	0.00	0.00	0.00	0.00	0.00	0.00	78.00	78.00	0.00	19.50	19.50	0.00
CSST-11	Engagement of Statistical/IT personnel for Economic & Statistical Organisation	0.00	0.00	0.00	0.00	5.70	5.70	0.00	0.00	0.00	0.00	0.00	0.00	0.00
	Total	0.00	0.00	0.00	0.00	5.70	5.70	0.00	78.00	78.00	0.00	19.50	19.50	0.00
	CIVIL SUPPLIES													
	State Level Scheme													
CS-05	New Atta Dal Scheme	0.00	0.00	17000.00	0.00	32600.00	32600.00	0.00	0.00	0.00	0.00	0.00	0.00	0.00
	New Scheme													
CS-12	Smart Ration Card Scheme	0.00	0.00	0.00	0.00	0.00	0.00	0.00	50000.00	50000.00	0.00	35000.00	35000.00	0.00
	Total	0.00	0.00	17000.00	0.00	32600.00	32600.00	0.00	50000.00	50000.00	0.00	35000.00	35000.00	0.00
	GENERAL EDUCATION													
A	Elementary Education													
EDE-02	Financial Assistance to the State under 13th Finance Commission for implementation of Sarv Shiksha Abhiyan Programme	14700.00	9114.00	7172.16	0.00	0.00	0.00	0.00	0.00	0.00	0.00	0.00	0.00	0.00
EDE-04/ EDE-05	Implementation of EDUSAT project in the State	36500.00	18250.00	573.16	0.00	640.00	640.00	0.00	1000.00	1000.00	0.00	320.00	320.00	192.00
EDE-05	Providing furniture for students at primary level in Government schools	4000.00	2480.00	0.00	0.00	0.00	0.00	0.00	0.00	0.00	0.00	0.00	0.00	0.00
EDE-06	Provision of utensils for students for MDM	500.00	310.00	62.00	0.00	0.00	0.00	0.00	0.00	0.00	0.00	0.00	0.00	0.00

STATEMENT - II
SCHEDULED CASTES SUB PLAN 2017-18
Scheme-wise Estimates and Expenditure

(₹ Lac)

Scheme Code	Sub-head/Scheme	12th Plan (2012-17) Projected		12th Plan SCSP Expenditure (2012-16)	SCSP 2016-17 Expenditure (Tentative)			Estimates of Expenditure 2017-18 (Eligible Portion)			SCSP 2017-18 Estimates of SCSP Expenditure			Capital Content out of Col.14
		Plan Outlay	SCSP Outlay		CS	SS	Total	CS	SS	Total	CS	SS	Total	
1	2	3	4	5	6	7	8	9	10	11	12	13	14	15
EDE-07	State support for Inclusive Education for Disabled at Secondary Stage (IEDSS)	0.00	0.00	0.00	0.00	0.00	0.00	0.00	45.00	45.00	0.00	0.00	0.00	0.00
EDE-08/ EDE-1.2	Provision for Deficit Budget to meet the enhanced honorarium of education volunteers (Sikhya Karmies) under SSA programme (salary)	0.00	0.00	462.34	0.00	0.00	0.00	0.00	1.00	1.00	0.00	0.25	0.25	0.00
EDE-08/ EDE-1.2(i)	Provision for Deficit Budget to meet the enhanced honorarium of special trainers under SSA programme (salary)	0.00	0.00	2050.63	0.00	883.66	883.66	0.00	4181.40	4181.40	0.00	1045.35	1045.35	0.00
	New Schemes													
EDE-14	Providing Furniture to Government Primary Schools	0.00	0.00	0.00	0.00	0.00	0.00	0.00	2100.00	2100.00	0.00	1302.00	1302.00	0.00
EDE-13	Providing computers in Government Primary Schools	0.00	0.00	0.00	0.00	0.00	0.00	0.00	1000.00	1000.00	0.00	620.00	620.00	0.00
	CSS-Flagship Schemes													
EDE-03/ EDE-2	Mid Day Meal Scheme (MDM) (60:40)	198544.00	123097.28	53877.09	9300.00	6200.00	15500.00	18000.00	12000.00	30000.00	11160.00	7440.00	18600.00	0.00
EDE-01	Sarv Sikhsha Abhiyan including Education Guarantee Scheme (EGS), National Program for Education of Girls at Elementary Level (NPEGEL) & Kasturba Gandhi Balika Vidyalaya (KGBV) (60:40)	323000.00	200260.00	83945.79	19028.37	12685.57	31713.94	45000.00	30000.00	75000.00	27900.00	18600.00	46500.00	6200.00
B	Secondary Education													
EDS-04/ EDS-18	Improvement of Laboratory Infrastructure by providing Science material in 351 schools upgraded under NABARD-RIDF-XVI (85:15)	1441.00	432.30	0.00	0.00	77.99	77.99	0.00	500.00	500.00	0.00	160.00	160.00	0.00
EDS-07/ EDS-01	Grant in aid Information and Communication Technology (ICT) Project (Salary)	171088.00	106074.56	38092.66	0.00	10000.00	10000.00	0.00	46600.00	46600.00	0.00	11650.00	11650.00	0.00

STATEMENT - II
SCHEDULED CASTES SUB PLAN 2017-18
Scheme-wise Estimates and Expenditure

(₹ Lac)

Scheme Code	Sub-head/Scheme	12th Plan (2012-17) Projected		12th Plan SCSP Expenditure (2012-16)	SCSP 2016-17 Expenditure (Tentative)			Estimates of Expenditure 2017-18 (Eligible Portion)			SCSP 2017-18 Estimates of SCSP Expenditure			Capital Content out of Col.14
		Plan Outlay	SCSP Outlay		CS	SS	Total	CS	SS	Total	CS	SS	Total	
1	2	3	4	5	6	7	8	9	10	11	12	13	14	15
EDS-08	Creation of posts for 351 schools upgraded under NABARD Project-Salary Scheme	35000.00	8750.00	1303.25	0.00	0.00	0.00	0.00	0.00	0.00	0.00	0.00	0.00	0.00
EDS-09	Creation of new posts in the schools under Rationalisation policy (Salary)	35000.00	8750.00	1039.25	0.00	0.00	0.00	0.00	0.00	0.00	0.00	0.00	0.00	0.00
EDS-10	Opening of Adarsh schools in each block of the State (ACA 2007-08)	7214.88	2453.00	0.00	0.00	0.00	0.00	0.00	0.00	0.00	0.00	0.00	0.00	0.00
EDS-11	Vocational Education Programme	16046.00	5456.00	0.00	0.00	0.00	0.00	0.00	0.00	0.00	0.00	0.00	0.00	0.00
EDS-13	Strengthening of Science Laboratories in High and Senior Secondary Schools	5.00	1.75	0.00	0.00	0.00	0.00	0.00	0.00	0.00	0.00	0.00	0.00	0.00
EDS-14	Infrastructural Development in Government/Adarsh Schools (Education Cess)	5.00	1.75	11452.75	0.00	0.00	0.00	0.00	0.00	0.00	0.00	0.00	0.00	0.00
EDS-15	Creation of staff for new districts (Salary)	600.00	150.00	0.00	0.00	0.00	0.00	0.00	0.00	0.00	0.00	0.00	0.00	0.00
EDS-17	Free education to girl students from class 9th to class 12th	20000.00	5000.00	0.00	0.00	0.00	0.00	0.00	0.00	0.00	0.00	0.00	0.00	0.00
EDS-20/ EDS-7	Popularization of Science Education (Science Fairs, Science Seminars and Science Exhibitions) (Revived)	0.00	0.00	0.00	0.00	0.00	0.00	0.00	1.00	1.00	0.00	0.32	0.32	0.00
EDS-21	To promote sports in Punjab schools	0.00	0.00	0.00	0.00	0.00	0.00	0.00	1.00	1.00	0.00	0.32	0.32	0.00
EDS-22	Dr. Hargobind Khurana scholarship for brilliant students	0.00	0.00	552.60	0.00	131.43	131.43	0.00	2000.00	2000.00	0.00	640.00	640.00	0.00
EDS-28	Infrastructural Development in government schools & Opening/running of Adarsh and Meritorious Schools through Education Cess in Punjab	0.00	0.00	0.00	0.00	2516.27	2516.27	0.00	20000.00	20000.00	0.00	6400.00	6400.00	960.00
EDS-29	Strengthening of 162 Senior Secondary Girls Schools and Opening of 2 new Meritorious Schools (RIDF-XXI) (85:15)	0.00	0.00	0.00	0.00	1584.36	1584.36	0.00	5500.00	5500.00	0.00	1760.00	1760.00	1760.00

STATEMENT - II
SCHEDULED CASTES SUB PLAN 2017-18
Scheme-wise Estimates and Expenditure

(₹ Lac)

Scheme Code	Sub-head/Scheme	12th Plan (2012-17) Projected		12th Plan SCSP Expenditure (2012-16)	SCSP 2016-17 Expenditure (Tentative)			Estimates of Expenditure 2017-18 (Eligible Portion)			SCSP 2017-18 Estimates of SCSP Expenditure			Capital Content out of Col.14
		Plan Outlay	SCSP Outlay		CS	SS	Total	CS	SS	Total	CS	SS	Total	
EDS-30	Punjab Swasth Kanya Yojana	0.00	0.00	0.00	0.00	0.00	0.00	0.00	1.00	1.00	0.00	0.32	0.32	0.00
EDS-31	Provision of education Facilities to the children of SC working as agricultural labourers	0.00	0.00	0.00	0.00	0.00	0.00	0.00	1.00	1.00	0.00	1.00	1.00	0.00
EDS-32	Provision of Salary for Lab attendants appointed under RMSA	0.00	0.00	0.00	0.00	0.00	0.00	0.00	337.76	337.76	0.00	84.44	84.44	0.00
New Schemes														
EDS-37	Padho Punjab Padhao Punjab	0.00	0.00	0.00	0.00	0.00	0.00	0.00	1.00	1.00	0.00	0.32	0.32	0.00
EDS-38	Free Books to general category students of 9th and 10th class & all students of 11th and 12th class	0.00	0.00	0.00	0.00	0.00	0.00	0.00	3000.00	3000.00	0.00	600.00	600.00	0.00
CSS-other schemes														
EDS-01/ EDS-2	Grant in aid Information and Communication Technology (ICT) in Punjab Schools (60:40)	68360.00	36368.78	11227.80	0.00	0.00	0.00	600.00	400.00	1000.00	300.00	200.00	500.00	0.00
EDS-02/ EDS-13	Rashtriya Madhyamik Shiksha Abhiyan (RMSA) for Universalization of Secondary Education (60:40)				2700.00	2017.26	4717.26	12000.00	8000.00	20000.00	6000.00	4000.00	10000.00	0.00
EDS-06/ EDS-14	Construction and running of girls hostels for students of Secondary & Higher Secondary Schools (60:40)				33.07	22.05	55.12	240.00	160.00	400.00	120.00	80.00	200.00	0.00
EDS-26	Vocationalisation of Education (60:40)				993.15	332.81	1325.96	3000.00	2000.00	5000.00	1500.00	1000.00	2500.00	0.00
CS-09/ CS-3	Inclusive Education for Disabled at Secondary Stage (IEDSS) (60:40)	0.00	0.00	0.00	0.00	79.61	79.61	300.00	200.00	500.00	96.00	64.00	160.00	0.00
CS-10/ CS-11	Incentives to girls for secondary education (100%)				0.00	0.00	0.00	0.00	0.00	0.00	0.00	0.00	0.00	0.00
CS-12/ CS-18	Assistance for appointment of Urdu teachers (60:40) (Now 100%)				0.69	50.00	50.69	300.00	0.00	300.00	75.00	0.00	75.00	0.00
CS-13	National means cum Merit Scholarship Scheme (100%) (Non-plan)	1214.37	364.31	1298.12	0.00	0.00	0.00	0.00	0.00	0.00	0.00	0.00	0.00	0.00

STATEMENT - II
SCHEDULED CASTES SUB PLAN 2017-18
Scheme-wise Estimates and Expenditure

(₹ Lac)

Scheme Code	Sub-head/Scheme	12th Plan (2012-17) Projected		12th Plan SCSP Expenditure (2012-16)	SCSP 2016-17 Expenditure (Tentative)			Estimates of Expenditure 2017-18 (Eligible Portion)			SCSP 2017-18 Estimates of SCSP Expenditure			Capital Content out of Col.14
		Plan Outlay	SCSP Outlay		CS	SS	Total	CS	SS	Total	CS	SS	Total	
EDS-19/ CS-08/ CS-2	Teacher education establishment of District Institutes of Education and Training (DIETS) (60:40)				281.27	235.74	517.01	1849.22	1232.78	3082.00	462.30	308.20	770.50	8.90
EDS-03	Sakshar Bharat Mission- 2012 (60:40) (Earlier name: Adult Education Programme)				0.00	0.00	0.00	0.00	0.00	0.00	0.00	0.00	0.00	0.00
EDS-05/ EDS-15	Setting up of model schools at block level in educationally backward blocks (scheme delinked by Gol wef 2015-16)	5000.00	2500.00	348.02	0.00	0.00	0.00	0.00	2000.00	2000.00	0.00	640.00	640.00	0.00
C	Higher Education													
HE-01	Up-gradation of Infrastructure in Government Colleges (ACA 2011-12 : Rs.20.00 Cr) .	30000.00	7500.00	0.00	0.00	0.00	0.00	0.00	1.00	1.00	0.00	0.32	0.32	0.32
HE-02/ HE-15	Establishment of new Model Degree Colleges in the State (where GER is low) (33:67)	6983.00	1745.75	100.00	0.00	0.00	0.00	0.00	0.00	0.00	0.00	0.00	0.00	0.00
HE-04	Matching grant to Raja Ram Mohan Rai Trust Kolkata for supply of books to Libraries (40% State Share)	100.00	25.00	0.00	0.00	0.00	0.00	0.00	0.00	0.00	0.00	0.00	0.00	0.00
HE-06	Establishment of Rajiv Gandhi National University of Law Punjab	7500.00	1875.00	1721.50	0.00	0.00	0.00	0.00	1000.00	1000.00	0.00	64.00	64.00	64.00
HE-07	Setting-up of new Government Colleges in the State	7500.00	1875.00	123.00	0.00	0.00	0.00	0.00	0.00	0.00	0.00	0.00	0.00	0.00
HE-08	Regional Centre, Panjab University Chandigarh at Kauni (Sri Muktsar Sahib) {Earlier name: Establishment of Regional Centre at Kauni (Gidderbaha)}	1300.00	325.00	0.00	0.00	0.00	0.00	0.00	0.00	0.00	0.00	0.00	0.00	0.00
HE-09	Preparing Rural students of Punjab for admission to Indian Institute of Technology	560.00	140.00	30.62	0.00	0.00	0.00	0.00	0.00	0.00	0.00	0.00	0.00	0.00
HE-15	Computer Labs in Government Colleges (ACA-2012-13)	0.00	0.00	0.00	0.00	0.00	0.00	0.00	1.00	1.00	0.00	0.32	0.32	0.32

STATEMENT - II
SCHEDULED CASTES SUB PLAN 2017-18
Scheme-wise Estimates and Expenditure

(₹ Lac)

Scheme Code	Sub-head/Scheme	12th Plan (2012-17) Projected		12th Plan SCSP Expenditure (2012-16)	SCSP 2016-17 Expenditure (Tentative)			Estimates of Expenditure 2017-18 (Eligible Portion)			SCSP 2017-18 Estimates of SCSP Expenditure			Capital Content out of Col.14
		Plan Outlay	SCSP Outlay		CS	SS	Total	CS	SS	Total	CS	SS	Total	
1	2	3	4	5	6	7	8	9	10	11	12	13	14	15
HE-16	New Degree Colleges and removal of gaps in existing infrastructure at Mansa, Amargarh (Sangrur), Talwara (Hoshiarpur), Malerkotla (Sangrur)(ACA 2012-13)	0.00	0.00	57.50	0.00	0.00	0.00	0.00	1.00	1.00	0.00	0.32	0.32	0.32
HE-21	Construction of new block at Mai-Bhago Girls Hostel at Punjabi University, Patiala.	0.00	0.00	0.00	0.00	0.00	0.00	0.00	1.00	1.00	0.00	0.32	0.32	0.32
	New Scheme													
HE-25	Construction of 5 new colleges in educational backward areas	0.00	0.00	0.00	0.00	0.00	0.00	0.00	1500.00	1500.00	0.00	480.00	480.00	480.00
	CSS-Other scheme													
HE-17	Rashtriya Ucchar Sikhsha Abhiyan (RUSA)(60:40)	0.00	0.00	846.79	0.00	0.00	0.00	5400.00	3600.00	9000.00	1350.00	900.00	2250.00	2025.00
	D Languages													
LA-01	Development of Punjabi, Hindi, Urdu, Sanskrit languages and celebration of Punjabi week	1000.00	300.00	56.40	0.00	0.00	0.00	0.00	250.00	250.00	0.00	80.00	80.00	0.00
LA-02	Publication of Books	500.00	125.00	0.00	0.00	0.00	0.00	0.00	50.00	50.00	0.00	16.00	16.00	0.00
	New Scheme													
LA-07	Computerisation of all District Language Offices in Punjab, Chandigarh, Delhi to impart computer training.	0.00	0.00	0.00	0.00	0.00	0.00	0.00	30.00	30.00	0.00	9.60	9.60	0.00
	Total	993661.25	543724.48	216393.43	32336.55	37456.75	69793.30	86689.22	148696.94	235386.16	48963.30	58467.40	107430.70	11691.18
	TECHNICAL EDUCATION													
TE-01	Converting Technical institutions of rural areas of Punjab into multi-purpose academies for enhancement of skill development and employability of rural youth under NABARD project (RIDF-XIV) (76:24)	1600.00	560.00	0.00	0.00	0.00	0.00	0.00	0.00	0.00	0.00	0.00	0.00	0.00
TE-02/07	Implementation of Technical Education Quality Improvement Programme (TEQIP-II)(75:25).	10000.00	2500.00	272.99	0.00	0.00	0.00	0.00	0.00	0.00	0.00	0.00	0.00	0.00

STATEMENT - II
SCHEDULED CASTES SUB PLAN 2017-18
Scheme-wise Estimates and Expenditure

(₹ Lac)

Scheme Code	Sub-head/Scheme	12th Plan (2012-17) Projected		12th Plan SCSP Expenditure (2012-16)	SCSP 2016-17 Expenditure (Tentative)			Estimates of Expenditure 2017-18 (Eligible Portion)			SCSP 2017-18 Estimates of SCSP Expenditure			Capital Content out of Col.14	
		Plan Outlay	SCSP Outlay		CS	SS	Total	CS	SS	Total	CS	SS	Total		
															3
TE-04	Establishment of Engineering Institute in the Campus of Government Polytechnic, Lehragaga-District Sangrur	780.00	195.00	0.00	0.00	0.00	0.00	0.00	0.00	0.00	0.00	0.00	0.00	0.00	0.00
TE-07	Establishment of Indian Institute of Information Technology in Punjab in PPP mode (50:35:15).	5500.00	1375.00	0.00	0.00	0.00	0.00	0.00	0.00	0.00	0.00	0.00	0.00	0.00	0.00
TE-08/ TE-11	Recurring expenditure for 7 new government polytechnics set up under CSS scheme	0.00	0.00	0.00	0.00	292.96	292.96	0.00	1500.00	1500.00	0.00	480.00	480.00	0.00	0.00
TE-11	New and upgradation of Polytechnics at Bhatinda, Batala, Amritsar, Hoshiarpur, GTB garh (Moga & Patilala). ACA 2012-13	0.00	0.00	0.00	0.00	0.00	0.00	0.00	2660.00	2660.00	0.00	851.20	851.20	851.20	851.20
TE-09	Renovation/upgradation of buildings of Government Technical Institutes	2000.00	500.00	0.00	0.00	0.00	0.00	0.00	0.00	0.00	0.00	0.00	0.00	0.00	0.00
TE-10	Upgradation of Government Polytechnic for Girls, Patiala	100.00	25.00	0.00	0.00	0.00	0.00	0.00	0.00	0.00	0.00	0.00	0.00	0.00	0.00
	New scheme														
TE-15	Setting up of universities for skill development	0.00	0.00	0.00	0.00	0.00	0.00	0.00	100.00	100.00	0.00	32.00	32.00	32.00	32.00
	CSS-other schemes														
CS-03	Setting up of new polytechnics in the districts where no government polytechnic exists at present (100%CS)					0.00	0.00	0.00	800.00	0.00	800.00	256.00	0.00	256.00	256.00
CS-04	Construction of women hostel in existing polytechnics (100% CS)					0.00	0.00	0.00	170.00	0.00	170.00	54.40	0.00	54.40	54.40
CS-05	Central Assistance for strengthening of existing Polytechnics(100% CS)	0.00	0.00	364.88		19.06	0.00	19.06	500.00	0.00	500.00	160.00	0.00	160.00	160.00
CS-06	Community Development through Polytechnics (CDTP) (100% CS)					0.00	0.00	0.00	400.00	0.00	400.00	128.00	0.00	128.00	0.00

STATEMENT - II
SCHEDULED CASTES SUB PLAN 2017-18
Scheme-wise Estimates and Expenditure

(₹ Lac)

Scheme Code	Sub-head/Scheme	12th Plan (2012-17) Projected		12th Plan SCSP Expenditure (2012-16)	SCSP 2016-17 Expenditure (Tentative)			Estimates of Expenditure 2017-18 (Eligible Portion)			SCSP 2017-18 Estimates of SCSP Expenditure			Capital Content out of Col.14
		Plan Outlay	SCSP Outlay		CS	SS	Total	CS	SS	Total	CS	SS	Total	
	CSS-Optional Schemes													
	Ongoing Schemes													
TE-02	Implementation of Technical Education Quality Improvement Programme (TEQIP-II) (75:25)	0.00	0.00	0.00	0.00	0.00	0.00	1.50	0.50	2.00	0.48	0.16	0.64	0.00
	Total	19980.00	5155.00	637.87	19.06	292.96	312.02	1871.50	4260.50	6132.00	598.88	1363.36	1962.24	1353.60
	SPORTS AND YOUTH SERVICES													
	A Youth Services													
YS-02/ YS-03	Financial Assistance to Rural Youth/Sports Clubs	11380.00	2845.00	0.00	0.00	0.00	0.00	0.00	0.00	0.00	0.00	0.00	0.00	0.00
	New Scheme													
YS-07	Free smart mobile phones to the youth	0.00	0.00	0.00	0.00	0.00	0.00	0.00	1000.00	1000.00	0.00	320.00	320.00	0.00
	B Sports													
SS-02	Sports infrastructure facilities at Jalandhar-Establishment of Punjab Institute of Sports and Establishment of Regional Training Centre	5000.00	1250.00	0.00	0.00	0.00	0.00	0.00	0.00	0.00	0.00	0.00	0.00	0.00
SS-07/SS-2	Grant-in-aid to the Punjab State Sports Council for upgradation alteration in Sports Stadium/ Complexes/creation of Sports infrastructure at block/district level and creation of world class stadiums	2000.00	500.00	0.00	0.00	0.00	0.00	0.00	0.00	0.00	0.00	0.00	0.00	0.00
SS-08	Purchase of sports equipment	1500.00	375.00	0.00	0.00	0.00	0.00	0.00	0.00	0.00	0.00	0.00	0.00	0.00
SS-13	Grant in Aid to State Sports Council for development of sports (schemes SS-03/SS-17, SS-04/SS-18, SS-05/SS-13, SS-06, SS-08/SS-4, SS-09/SS-12, SS-10/SS-3 merged into SS-13/SS-19)	1000.00	250.00	0.00	0.00	0.00	0.00	0.00	1.00	1.00	0.00	0.32	0.32	0.00
	New Scheme													
SS-02	Setting up of Sports universities in PPP mode	0.00	0.00	0.00	0.00	0.00	0.00	0.00	100.00	100.00	0.00	32.00	32.00	32.00

STATEMENT - II
SCHEDULED CASTES SUB PLAN 2017-18
Scheme-wise Estimates and Expenditure

(₹ Lac)

Scheme Code	Sub-head/Scheme	12th Plan (2012-17) Projected		12th Plan SCSP Expenditure (2012-16)	SCSP 2016-17 Expenditure (Tentative)			Estimates of Expenditure 2017-18 (Eligible Portion)			SCSP 2017-18 Estimates of SCSP Expenditure			Capital Content out of Col.14
		Plan Outlay	SCSP Outlay		CS	SS	Total	CS	SS	Total	CS	SS	Total	
1	2	3	4	5	6	7	8	9	10	11	12	13	14	15
	CSS-other scheme													
SS-01	Rajiv Gandhi Khel Abhiyan (RGKA) (100% CS) (Earlier Pattern: 75:25) (Earlier name - Panchayati Yuva Krida or Khel Abhiyan PYKKA) (Now 50:50)	1628.75	407.25	81.45	0.00	0.00	0.00	25.00	25.00	50.00	8.00	8.00	16.00	16.00
	Total	22508.75	5627.25	81.45	0.00	0.00	0.00	25.00	1126.00	1151.00	8.00	360.32	368.32	48.00
	MEDICAL AND PUBLIC HEALTH													
	Research and Medical Education													
DRME-01	Establishment of Guru Ravidas Ayur-vedic University Hoshiarpur (75:25)	5000.00	1250.00	0.00	0.00	0.00	0.00	0.00	0.00	0.00	0.00	0.00	0.00	0.00
DRME-02	Construction of Nursing College buildings in Government Medical Colleges in the State(ACA 2008-09)	700.00	175.00	52.50	0.00	0.00	0.00	0.00	0.00	0.00	0.00	0.00	0.00	0.00
DRME-03	Establishment of Baba Farid University of Health Sciences, Faridkot	8700.00	2175.00	1374.48	0.00	1280.00	1280.00	0.00	5000.00	5000.00	0.00	1600.00	1600.00	0.00
DRME-04	Upgradation of infrastructure in Government Medical College and Hospital (Patiala)	14300.00	3575.00	254.17	0.00	190.52	190.52	0.00	10000.00	10000.00	0.00	3200.00	3200.00	0.00
DRME-05	Upgradation of infrastructure in Government Medical College and Hospital (Amritsar)	4000.00	1000.00	79.17	0.00	27.30	27.30	0.00	150.00	150.00	0.00	48.00	48.00	0.00
DRME-06	Upgradation of infrastructure in Government Dental Colleges and Hospitals (Amritsar, Patiala)	6000.00	1500.00	0.00	0.00	0.00	0.00	0.00	0.00	0.00	0.00	0.00	0.00	0.00
DRME-07	Upgradation of infrastructure in GGS Medical College and Hospital, Faridkot (under the control of BFUHS)	15000.00	3750.00	670.73	0.00	0.00	0.00	0.00	0.00	0.00	0.00	0.00	0.00	0.00
DRME-08	Construction of Medical Education and Research Bhawan	2000.00	0.00	0.00	0.00	0.00	0.00	0.00	0.00	0.00	0.00	0.00	0.00	0.00

STATEMENT - II
SCHEDULED CASTES SUB PLAN 2017-18
Scheme-wise Estimates and Expenditure

(₹ Lac)

Scheme Code	Sub-head/Scheme	12th Plan (2012-17) Projected		12th Plan SCSP Expenditure (2012-16)	SCSP 2016-17 Expenditure (Tentative)			Estimates of Expenditure 2017-18 (Eligible Portion)			SCSP 2017-18 Estimates of SCSP Expenditure			Capital Content out of Col.14
		Plan Outlay	SCSP Outlay		CS	SS	Total	CS	SS	Total	CS	SS	Total	
DRME-09	Upgradation/Strengthening of infrastructure in Government Ayurvedic College and Hospital, Patiala	600.00	150.00	0.00	0.00	0.00	0.00	0.00	0.00	0.00	0.00	0.00	0.00	0.00
	New Scheme													
DRME-16	Opening of new medical college at SAS Nagar Mohali	0.00	0.00	0.00	0.00	0.00	0.00	0.00	1000.00	1000.00	0.00	320.00	320.00	320.00
	Centrally Sponsored Scheme-Optional/Others													
	New Scheme													
DRME-15	Tertiary Care Cancer Centre	0.00	0.00	0.00	0.00	0.00	0.00	3000.00	2000.00	5000.00	960.00	640.00	1600.00	1600.00
	Director Health Services													
DHS-02	Implementation of Emergency Response Services in the State	10000.00	2500.00	3246.50	0.00	1008.40	1008.40	0.00	3800.00	3800.00	0.00	1216.00	1216.00	0.00
DHS-07	Punjab Nirogi Yojna (33:67)	500.00	125.00	0.00	0.00	0.00	0.00	0.00	0.00	0.00	0.00	0.00	0.00	0.00
DHS-11	Punjab Urban Health Infrastructure (DHS 10, 11, 13, 15 and 25) (Civil works + equipment) ACA 2011-12	9000.00	2250.00	0.00	0.00	624.00	624.00	0.00	1.00	1.00	0.00	0.32	0.32	0.32
DHS-12	Seed Corpus of Cancer Relief Fund	15000.00	3750.00	1300.56	0.00	800.00	800.00	0.00	3000.00	3000.00	0.00	960.00	960.00	0.00
DHS-13	Mata Kaushaliya Kalyan Scheme	8000.00	2400.00	330.00	0.00	0.00	0.00	0.00	0.00	0.00	0.00	0.00	0.00	0.00
DHS-14	Balri Rakshak Yojana	500.00	150.00	1.17	0.00	0.42	0.42	0.00	400.00	400.00	0.00	128.00	128.00	0.00
DHS-15	Establishment of De-addiction centres in the State	252.50	75.75	0.00	0.00	0.00	0.00	0.00	0.00	0.00	0.00	0.00	0.00	0.00
DHS-16	Providing hotline facilities in the district and Sub-Divisional Hospitals in the State	1500.00	375.00	0.00	0.00	0.00	0.00	0.00	0.00	0.00	0.00	0.00	0.00	0.00
DHS-17	Setting up of Mobile cancer detection units in the State	1500.00	375.00	0.00	0.00	0.00	0.00	0.00	0.00	0.00	0.00	0.00	0.00	0.00
DHS-18	Strengthening of Logistics Services in the State of Punjab	685.00	171.25	0.00	0.00	0.00	0.00	0.00	0.00	0.00	0.00	0.00	0.00	0.00

STATEMENT - II
SCHEDULED CASTES SUB PLAN 2017-18
Scheme-wise Estimates and Expenditure

(₹ Lac)

Scheme Code	Sub-head/Scheme	12th Plan (2012-17) Projected		12th Plan SCSP Expenditure (2012-16)	SCSP 2016-17 Expenditure (Tentative)			Estimates of Expenditure 2017-18 (Eligible Portion)			SCSP 2017-18 Estimates of SCSP Expenditure			Capital Content out of Col.14
		Plan Outlay	SCSP Outlay		CS	SS	Total	CS	SS	Total	CS	SS	Total	
1	2	3	4	5	6	7	8	9	10	11	12	13	14	15
DHS-19	Strengthening of Hospital Management Information System and IT infrastructure in the hospitals	1500.00	375.00	0.00	0.00	0.00	0.00	0.00	0.00	0.00	0.00	0.00	0.00	0.00
DHS-21	Assistance to NGOs/District Administration for enforcement of PNDT Act, monitoring of pregnancies, helpline etc.	725.00	0.00	0.00	0.00	0.00	0.00	0.00	0.00	0.00	0.00	0.00	0.00	0.00
DHS-24	Upgradation/Strengthening of Nursing services in the State (85:15)	3250.00	0.00	385.75	0.00	0.00	0.00	0.00	1.00	1.00	0.00	0.32	0.32	0.00
DHS 54	Hepatitis-C relief fund for patients	0.00	0.00	0.00	0.00	0.00	0.00	0.00	100.00	100.00	0.00	32.00	32.00	0.00
DHS-44	Bhagat Puran Singh Medical insurance scheme for poor people	0.00	0.00	650.00	0.00	6200.00	6200.00	0.00	1.00	1.00	0.00	0.32	0.32	0.00
DHS-45	Creation of Cancer and Drug addiction treatment infrastructure	0.00	0.00	6400.00	0.00	3050.00	3050.00	0.00	5000.00	5000.00	0.00	1600.00	1600.00	0.00
DHS-52	Establishment of new Primary Rural Rehabilitation and Drug de-addiction Centres in the state (NABARD) (85:15)	0.00	0.00	0.00	0.00	0.00	0.00	0.00	5000.00	5000.00	0.00	1600.00	1600.00	0.00
	New Schemes													
DHS-61	Manpower development under national mental hospital Amritsar (60:40)	0.00	0.00	0.00	0.00	0.00	0.00	0.60	0.40	1.00	0.19	0.13	0.32	0.00
DHS-62	National health protection scheme (60:40)	0.00	0.00	0.00	0.00	0.00	0.00	600.00	400.00	1000.00	192.00	128.00	320.00	0.00
DHS-63	Setting-up of health wellness centre	0.00	0.00	0.00	0.00	0.00	0.00	0.00	500.00	500.00	0.00	160.00	160.00	0.00
DHS-64	Universal Health Insurance Scheme	0.00	0.00	0.00	0.00	0.00	0.00	0.00	10000.00	10000.00	0.00	3200.00	3200.00	0.00
	Block Grants													
BG-5/ (DHS-40)	Incentive grant for reduction in IMR under 13th Finance Commission	1000.00	0.00	0.00	0.00	0.00	0.00	0.00	0.00	0.00	0.00	0.00	0.00	0.00

STATEMENT - II
SCHEDULED CASTES SUB PLAN 2017-18
Scheme-wise Estimates and Expenditure

(₹ Lac)

Scheme Code	Sub-head/Scheme	12th Plan (2012-17) Projected		12th Plan SCSP Expenditure (2012-16)	SCSP 2016-17 Expenditure (Tentative)			Estimates of Expenditure 2017-18 (Eligible Portion)			SCSP 2017-18 Estimates of SCSP Expenditure			Capital Content out of Col.14
		Plan Outlay	SCSP Outlay		CS	SS	Total	CS	SS	Total	CS	SS	Total	
	CSS-Flagship Schemes													
CS 11	National Iodine Deficiency Disorder Control Programme (60:40)				4.80	0.00	4.80	15.00	10.00	25.00	4.80	3.20	8.00	0.00
CS 12	National Cancer Control Programme				0.00	0.00	0.00	0.00	0.00	0.00	0.00	0.00	0.00	0.00
CS 13	Institute of Mental Health, Amritsar				0.00	0.00	0.00	0.00	0.00	0.00	0.00	0.00	0.00	0.00
CS 14	National Tobacco Control Programme (60:40)				0.00	0.00	0.00	27.00	18.00	45.00	8.64	5.76	14.40	0.00
CS 15	National Programme for Control of Blindness (60:40)				0.00	0.00	0.00	600.00	400.00	1000.00	192.00	128.00	320.00	0.00
CS 16	Direction and Administration (100%)				331.30	0.00	331.30	2203.95	0.00	2203.95	705.26	0.00	705.26	0.00
CS 17	Revamping of Organisational Services (100% CS)				8.55	0.00	8.55	33.29	0.00	33.29	10.65	0.00	10.65	0.00
CS 18	Rural Family Welfare Services (Funding of 2858 Sub-Centres) (100%CS)				3844.53	0.00	3844.53	19030.35	0.00	19030.35	6089.71	0.00	6089.71	0.00
CS 19	Urban Family Welfare Services (100%CS)				82.28	0.00	82.28	391.25	0.00	391.25	125.20	0.00	125.20	0.00
CS 20	Revamping of Organisational Services of Delivery System (100%CS)				295.13	0.00	295.13	1591.92	0.00	1591.92	509.41	0.00	509.41	0.00
CS 21	Training to MPW(F) in Training Schools at Gurdaspur, Sangrur, Nangal, Hoshiarpur, Bhatinda and Moga (100%CS)	144903.00	50419.82	28478.04	75.97	0.00	75.97	332.75	0.00	332.75	106.48	0.00	106.48	0.00
CS 22	Strengthening of Training School buildings (100%)				17.53	0.00	17.53	129.80	0.00	129.80	41.54	0.00	41.54	0.00
CS 23	Training to MPW (Male) in Training schools at Mohali, Amritsar and Nabha (100%CS)				42.03	0.00	42.03	198.13	0.00	198.13	63.40	0.00	63.40	0.00
DHS 01	National Rural Health Mission (NRHM) (60:40)				7528.89	7671.60	15200.49	22256.25	22779.13	45035.38	7122.00	7289.32	14411.32	0.00
DHS 04/ DHS	Grant to Rogi Kalyan Samities(20:20:60)				0.00	0.00	0.00	0.00	0.00	0.00	0.00	0.00	0.00	0.00

STATEMENT - II
SCHEDULED CASTES SUB PLAN 2017-18
Scheme-wise Estimates and Expenditure

(₹ Lac)

Scheme Code	Sub-head/Scheme	12th Plan (2012-17) Projected		12th Plan SCSP Expenditure (2012-16)	SCSP 2016-17 Expenditure (Tentative)			Estimates of Expenditure 2017-18 (Eligible Portion)			SCSP 2017-18 Estimates of SCSP Expenditure			Capital Content out of Col.14
		Plan Outlay	SCSP Outlay		CS	SS	Total	CS	SS	Total	CS	SS	Total	
DHS 05/ DHS 1	National Malaria Eradication Programme (Rural)- (50:50)				0.00	0.00	0.00	0.00	0.00	0.00	0.00	0.00	0.00	0.00
DHS 06/ DHS 2	National Malaria Eradication Programme (Urban) - (50:50)				0.00	0.00	0.00	0.00	0.00	0.00	0.00	0.00	0.00	0.00
DHS 08/ DHS 4	Integrated Disease Surveillance Project(IDSP), Punjab -(70:30)				0.00	0.00	0.00	0.00	0.00	0.00	0.00	0.00	0.00	0.00
DHS 10	National Urban Health Mission (NUHM) (60:40)				1058.00	665.60	1723.60	3588.00	2392.00	5980.00	1148.16	765.44	1913.60	0.00
DHS-41	National Programme of Health Care of Elderly (60:40)				115.20	76.80	192.00	500.00	333.33	833.33	160.00	106.67	266.67	0.00
DHS-42	National Programme for Prevention and Control of Cancer Diabetes, Cardiovascular Disease and Strokes (NPCDCS) (60:40)				115.20	76.80	192.00	500.00	333.33	833.33	160.00	106.67	266.67	0.00
	CSS-Other Schemes													
DHS 09	Matching Grant to State Blood Transfusion Council under the AIDS Control Society (50:50)	400.00	100.00	1923.04	0.00	0.00	0.00	200.00	200.00	400.00	64.00	64.00	128.00	0.00
CS 09A	National AIDS and STD control Programme (100%)				177.36	0.00	177.36	3000.00	0.00	3000.00	960.00	0.00	960.00	0.00
DHS-03	Rashtriya Swasthya Bima Yojna for workers covered under BPL(60:40)	2000.00	1300.00	140.55	50.26	0.00	50.26	200.00	133.00	333.00	124.00	82.46	206.46	0.00
DHS-48	Aam Admi Bima Yojna (50:50)				0.00	0.00	0.00	0.00	0.00	0.00	0.00	0.00	0.00	0.00
	Ayurveda													
AY-04	Upgradation and Extension of Govt. Ayurvedic Pharmacy and Stores, Patiala	75.00	18.75	0.00	0.00	0.00	0.00	0.00	0.00	0.00	0.00	0.00	0.00	0.00
AY-07	Strengthening of District headquarter staff in newly created Districts	500.00	125.00	102.14	0.00	48.86	48.86	0.00	200.00	200.00	0.00	64.00	64.00	0.00

STATEMENT - II
SCHEDULED CASTES SUB PLAN 2017-18
Scheme-wise Estimates and Expenditure

(₹ Lac)

Scheme Code	Sub-head/Scheme	12th Plan (2012-17) Projected		12th Plan SCSP Expenditure (2012-16)	SCSP 2016-17 Expenditure (Tentative)			Estimates of Expenditure 2017-18 (Eligible Portion)			SCSP 2017-18 Estimates of SCSP Expenditure			Capital Content out of Col.14
		Plan Outlay	SCSP Outlay		CS	SS	Total	CS	SS	Total	CS	SS	Total	
	CSS-Other schemes													
AY 01	Supply of Essential Drugs for Ayurveda, Siddha & Unani Dispensaries situated in Rural & Backward areas.(60:40)				31.44	73.75	105.19	0.00	0.00	0.00	0.00	0.00	0.00	0.00
AY 02	Upgradation of 5 AYUSH Hospitals (60:40)				6.63	5.88	12.51	0.00	0.00	0.00	0.00	0.00	0.00	0.00
AY 03	Establishment of Programme Management Unit (PMU) (60:40)				0.00	0.81	0.81	0.00	0.00	0.00	0.00	0.00	0.00	0.00
AY 05/AY 2(a)	Upgradation of 5 AYUSH Hospitals				0.00	0.00	0.00	0.00	0.00	0.00	0.00	0.00	0.00	0.00
AY 10	Establishment of ISM & H wings in district Allopathic Hospitals (60:40)				5.04	1.68	6.72	0.00	0.00	0.00	0.00	0.00	0.00	0.00
AY 11	Co-location and Establishment of OPD Clinics in PHCs (60:40)				36.85	12.28	49.13	0.00	0.00	0.00	0.00	0.00	0.00	0.00
AY 12	Co-location and Establishment of OPD Clinics in CHCs (60:40)				0.00	0.00	0.00	0.00	0.00	0.00	0.00	0.00	0.00	0.00
CS 04	Strengthening of Enforcement Mechanism for Quality Control of Ayurveda, Siddha & Unani Drugs (60:40)				3.14	2.09	5.23	0.00	0.00	0.00	0.00	0.00	0.00	0.00
CS 05	Strengthening of Drug Testing Laboratory at Patiala (60:40)				0.00	0.00	0.00	0.00	0.00	0.00	0.00	0.00	0.00	0.00
CS 06	Establishment of ISM Polyclinic with Regimental Therapy of Unani and Panchkarma etc.(60:40)				0.54	0.41	0.95	0.00	0.00	0.00	0.00	0.00	0.00	0.00
CS 07	ISM wings in District Allopathy Hospitals				0.00	0.00	0.00	0.00	0.00	0.00	0.00	0.00	0.00	0.00
CS 08	Opening of 121 Specialty Clinics in PHC				0.00	0.00	0.00	0.00	0.00	0.00	0.00	0.00	0.00	0.00
CS 09	Construction of Ayush Bhawan				0.00	0.00	0.00	0.00	0.00	0.00	0.00	0.00	0.00	0.00
CS 13/CS 19	Strengthening of Enforcement Mechanism for Quality Control of Ayurveda, Siddha & Unani Drugs				0.00	0.00	0.00	0.00	0.00	0.00	0.00	0.00	0.00	0.00

STATEMENT - II
SCHEDULED CASTES SUB PLAN 2017-18
Scheme-wise Estimates and Expenditure

(₹ Lac)

Scheme Code	Sub-head/Scheme	12th Plan (2012-17) Projected		12th Plan SCSP Expenditure (2012-16)	SCSP 2016-17 Expenditure (Tentative)			Estimates of Expenditure 2017-18 (Eligible Portion)			SCSP 2017-18 Estimates of SCSP Expenditure			Capital Content out of Col.14
		Plan Outlay	SCSP Outlay		CS	SS	Total	CS	SS	Total	CS	SS	Total	
CS 21	Specialty Clinics of ISM (Ayurveda) in District Allopathy Hospitals (100%CS)				17.87	0.00	17.87	0.00	0.00	0.00	0.00	0.00	0.00	0.00
CS 05/CS 45	National Campaign/Workshop on Homoeopathy in Mother and Child Care				0.00	0.00	0.00	0.00	0.00	0.00	0.00	0.00	0.00	0.00
CS 14	Supply of Essential drugs of ISM and H (100%CS)	1974.20	482.31	4.70	0.00	0.00	0.00	0.00	0.00	0.00	0.00	0.00	0.00	0.00
CS 15	Establishment of Specialty Clinics/Treatment Centres of ISM and H in Allopathy Hospitals (100%CS)				0.00	0.00	0.00	0.00	0.00	0.00	0.00	0.00	0.00	0.00
CS 16	Establishment of ISM & H wings in District Allopathy Hospitals (100%CS)				0.00	0.00	0.00	0.00	0.00	0.00	0.00	0.00	0.00	0.00
CS 17	Establishment of specialized therapy Centre with hospitalized facilities for Homoeopathy (100%CS)				0.00	0.00	0.00	0.00	0.00	0.00	0.00	0.00	0.00	0.00
HM 01	Co-location in CHCs (OPD Clinic)/ Establishment of Ayush OPD Clinics in CHCs/ SDHs/DHs (60:40).				0.00	0.95	0.95	0.00	0.00	0.00	0.00	0.00	0.00	0.00
HM 02	Establishment of ISM & H Wings in District Allopathic Hospitals (60:40)				5.74	0.00	5.74	0.00	0.00	0.00	0.00	0.00	0.00	0.00
HM 03	Co-location in PHCs(OPD Clinics)/ Establishment of Ayush OPD Clinics in CHSs/PHs (85:15).				0.00	0.00	0.00	0.00	0.00	0.00	0.00	0.00	0.00	0.00
HM 04	Supply of essential drugs of ISM&H (60:40)				21.21	0.00	21.21	0.00	0.00	0.00	0.00	0.00	0.00	0.00
HM 06	Supply of Essential Drugs of ISM&H to NRHM dispensaries (85:15)				0.00	0.00	0.00	0.00	0.00	0.00	0.00	0.00	0.00	0.00
HM 10	Upgradation of AYUSH Homoeopathic Dispensaries (60:40)				0.00	0.00	0.00	0.00	0.00	0.00	0.00	0.00	0.00	0.00

STATEMENT - II
SCHEDULED CASTES SUB PLAN 2017-18
Scheme-wise Estimates and Expenditure

(₹ Lac)

Scheme Code	Sub-head/Scheme	12th Plan (2012-17) Projected		12th Plan SCSP Expenditure (2012-16)	SCSP 2016-17 Expenditure (Tentative)			Estimates of Expenditure 2017-18 (Eligible Portion)			SCSP 2017-18 Estimates of SCSP Expenditure			Capital Content out of Col.14
		Plan Outlay	SCSP Outlay		CS	SS	Total	CS	SS	Total	CS	SS	Total	
HM 11	Establishment of specialised therapy centre with hospitalization facility for Homoeopathy- Provision of Staff & Medicines (60:40)				0.00	0.00	0.00	0.00	0.00	0.00	0.00	0.00	0.00	0.00
HM 12	Establishment of specialty clinic of ISM&H Hospitals - Provision of Medicines (60:40)				1.79	0.87	2.66	0.00	0.00	0.00	0.00	0.00	0.00	0.00
HM 13	Establishment of ISM & H wing in District Allopathic Hospitals- Provision of Medicines (60:40)				0.00	0.00	0.00	0.00	0.00	0.00	0.00	0.00	0.00	0.00
	Homoeopathy													
HM-05	Strengthening of existing Govt. Homoeopathic dispensaries	350.00	87.50	0.00	0.00	0.00	0.00	0.00	62.70	62.70	0.00	20.06	20.06	0.00
HM-14	Refresher Training for Medical & Para-Medical Staff	50.00	12.50	0.00	0.00	0.00	0.00	0.00	0.00	0.00	0.00	0.00	0.00	0.00
	Total	259964.70	78667.88	45393.50	13877.28	21819.02	35696.30	58398.29	73214.89	131613.18	18747.44	23468.67	42216.11	1920.32
	WATER SUPPLY AND SANITATION													
	Urban Water Supply													
UWS-06/5	Amritsar Sewerage Project funded by JICA (for land acquisition) (JICA:SS) (76.72:23.28)	50000.00	15000.00	1668.60	0.00	0.00	0.00	0.00	2900.00	2900.00	0.00	928.00	928.00	928.00
UWS-08/6(ii)	Setting up of Sewerage treatment plant in 14 towns. Now renamed as UWS-6(ii)"Providing Water Supply, Sewerage and setting up STPs in various towns". (ACA 2010-11)	300000.00	75000.00	500.19	0.00	0.00	0.00	0.00	1750.00	1750.00	0.00	560.00	560.00	560.00
UWS-09/7	Laying of Main Sewerage line to check contamination of water in the Phagwara town	0.00	0.00	270.00	0.00	0.00	0.00	0.00	0.00	0.00	0.00	0.00	0.00	0.00
UWS-10	Ext. and Aug. W/S and Sewerage for the towns of District of Mansa and Bathinda	6500.00	1625.00	0.00	0.00	0.00	0.00	0.00	0.00	0.00	0.00	0.00	0.00	0.00

STATEMENT - II
SCHEDULED CASTES SUB PLAN 2017-18
Scheme-wise Estimates and Expenditure

(₹ Lac)

Scheme Code	Sub-head/Scheme	12th Plan (2012-17) Projected		12th Plan SCSP Expenditure (2012-16)	SCSP 2016-17 Expenditure (Tentative)			Estimates of Expenditure 2017-18 (Eligible Portion)			SCSP 2017-18 Estimates of SCSP Expenditure			Capital Content out of Col.14
		Plan Outlay	SCSP Outlay		CS	SS	Total	CS	SS	Total	CS	SS	Total	
UWS-12	Water Supply and Sanitation and Sewerage Scheme for three Religious towns Sultanpur Lodhi, Dera Baba Nanak and Chamkaur Sahib	583.00	146.00	0.00	0.00	0.00	0.00	0.00	0.00	0.00	0.00	0.00	0.00	0.00
UWS-13	Water Supply and Sewerage scheme at Patti (PIDB)	391.00	98.00	0.00	0.00	0.00	0.00	0.00	0.00	0.00	0.00	0.00	0.00	0.00
UWS-14	Water Supply and Sewerage scheme at Gidderbaha	600.00	150.00	0.00	0.00	0.00	0.00	0.00	0.00	0.00	0.00	0.00	0.00	0.00
UWS-16	Provision of Water Supply & Sewerage and STP Ropar and Nangal	1900.00	475.00	0.00	0.00	0.00	0.00	0.00	0.00	0.00	0.00	0.00	0.00	0.00
UWS-19	Providing storm Water, Sewer on National Highway at Taran Taran (PIDB)	827.00	207.00	200.00	0.00	0.00	0.00	0.00	0.00	0.00	0.00	0.00	0.00	0.00
UWS-20	Providing Water Supply, Sewerage, Sewage Treatment Plant at Tam Taran	2186.00	546.50	0.00	0.00	0.00	0.00	0.00	0.00	0.00	0.00	0.00	0.00	0.00
UWS-22	Providing Water Supply facility in Malout (PIDB)	100.00	27.00	0.00	0.00	0.00	0.00	0.00	0.00	0.00	0.00	0.00	0.00	0.00
UWS-23	Laying of 1200 MMI/DRCC rising main P-I at Abohar	9000.00	1890.00	0.00	0.00	0.00	0.00	0.00	0.00	0.00	0.00	0.00	0.00	0.00
UWS-25	Provision of water supply, sewerage and STP facilities at Sangrur and Barnala & other towns in the state.	0.00	0.00	511.00	0.00	0.00	0.00	0.00	0.00	0.00	0.00	0.00	0.00	0.00
	CSS-Other schemes													
CS(UWS)-29	National River Conservation Programme (50:50) (previously Prevention of pollution of rivers in the State)	30000.00	7500.00	1321.17	0.00	0.00	0.00	1000.00	1000.00	2000.00	320.00	320.00	640.00	640.00
	Total (Urban Water Supply)	402087.00	102664.50	4470.96	0.00	0.00	0.00	1000.00	5650.00	6650.00	320.00	1808.00	2128.00	2128.00
	Rural Water Supply													
	State Level Schemes													
RWS-01	Rajiv Gandhi National Drinking Water Mission including Repair of damaged Water Supply Scheme (NRDWP- State Share)	7000.00	2100.00	172.28	0.00	0.00	0.00	0.00	0.00	0.00	0.00	0.00	0.00	0.00

STATEMENT - II
SCHEDULED CASTES SUB PLAN 2017-18
Scheme-wise Estimates and Expenditure

(₹ Lac)

Scheme Code	Sub-head/Scheme	12th Plan (2012-17) Projected		12th Plan SCSP Expenditure (2012-16)	SCSP 2016-17 Expenditure (Tentative)			Estimates of Expenditure 2017-18 (Eligible Portion)			SCSP 2017-18 Estimates of SCSP Expenditure			Capital Content out of Col.14
		Plan Outlay	SCSP Outlay		CS	SS	Total	CS	SS	Total	CS	SS	Total	
RWS-02	NABARD Aided Rural Water Supply Scheme (85:15)	40000.00	16000.00	262.73	0.00	0.00	0.00	0.00	0.00	0.00	0.00	0.00	0.00	0.00
RWS-03	Rejuvenation of Drinking water supply scheme	0.10	0.00	0.00	0.00	0.00	0.00	0.00	0.00	0.00	0.00	0.00	0.00	0.00
RWS-04	Punjab Rural Water Supply and Sanitation project with World Bank Assistance.(85:15) World bank:GOI:GOP:Community share	90000.00	36000.00	22204.37	0.00	0.00	0.00	0.00	0.00	0.00	0.00	0.00	0.00	0.00
	(i) Project Management	0.00	0.00	0.00	0.00	0.00	0.00	0.00	0.00	0.00	0.00	0.00	0.00	0.00
	(ii)Community Development	0.00	0.00	0.00	0.00	0.00	0.00	0.00	0.00	0.00	0.00	0.00	0.00	0.00
	(iii) Infrastructure building	0.00	0.00	0.00	0.00	0.00	0.00	0.00	0.00	0.00	0.00	0.00	0.00	0.00
RWS-09/9(i)	Provision/Augmentation of water supply and sewerage facilities in the specific towns	2500.00	875.00	39.46	0.00	0.00	0.00	0.00	100.00	100.00	0.00	40.00	40.00	40.00
RWS-10	Water Supply & Sewerage Scheme at Mukatsar (PIDB)	5000.00	1750.00	186.39	0.00	0.00	0.00	0.00	0.00	0.00	0.00	0.00	0.00	0.00
RWS-14	Water Supply, Sewerage and Sewerage treatment Plant at Jalalabad	1000.00	350.00	84.99	0.00	0.00	0.00	0.00	0.00	0.00	0.00	0.00	0.00	0.00
RWS-15	Water Supply and Sewerage Facilities at Bagha-Purana Town(GLADA)	1000.00	350.00	58.08	0.00	0.00	0.00	0.00	0.00	0.00	0.00	0.00	0.00	0.00
RWS-16	NABARD Aided Sanitation Project (Construction of IHHL)	10000.00	4000.00	149.56	0.00	0.00	0.00	0.00	0.00	0.00	0.00	0.00	0.00	0.00
RWS-17	Improvement of Water Supply and Sanitation facilities including various sustainability measures in villages of the State (PIDB)	15000.00	6000.00	499.02	0.00	0.00	0.00	0.00	0.00	0.00	0.00	0.00	0.00	0.00
RWS-18	Installation of Reverse Osmosis system to provide drinking water in the heavy metals affected districts of Punjab (RIDF-XIX) (NABARD)(85:15)	0.00	0.00	2190.54	0.00	137.48	137.48	0.00	1500.00	1500.00	0.00	600.00	600.00	600.00

STATEMENT - II
SCHEDULED CASTES SUB PLAN 2017-18
Scheme-wise Estimates and Expenditure

(₹ Lac)

Scheme Code	Sub-head/Scheme	12th Plan (2012-17) Projected		12th Plan SCSP Expenditure (2012-16)	SCSP 2016-17 Expenditure (Tentative)			Estimates of Expenditure 2017-18 (Eligible Portion)			SCSP 2017-18 Estimates of SCSP Expenditure			Capital Content out of Col.14
		Plan Outlay	SCSP Outlay		CS	SS	Total	CS	SS	Total	CS	SS	Total	
1	2	3	4	5	6	7	8	9	10	11	12	13	14	15
	New Scheme													
RWS-18(i)	Installation of Reverse Osmosis(RO) systems to provide drinking water in heavy metals affected districts of Punjab RIDF-XXII(NABARD)(85:15)	0.00	0.00	0.00	0.00	0.00	0.00	0.00	1800.00	1800.00	0.00	720.00	720.00	720.00
RWS-19	Second Punjab Rural Water Supply and Sanitation Sector Improvement Programme - World Bank Assisted Project (70:30) (WB:SS)	0.00	0.00	3810.73	0.00	9860.42	9860.42	0.00	45000.00	45000.00	0.00	18000.00	18000.00	18000.00
	CSS-Other Schemes													
CS (RWS)-4	Special assistance for mitigation of drinking water problems in the habitations affected with arsenic and fluoride (100% CS)	0.00	0.00	0.00	0.00	0.00	0.00	3935.00	0.00	3935.00	1574.00	0.00	1574.00	1574.00
	CSS-Flagship schemes													
CS(RWS) 02	Swachh Bharat Abhiyan (Gramin) (60:40)	4000.00	3400.00	2452.95	2979.84	0.00	2979.84	20000.00	10000.00	30000.00	8000.00	4000.00	12000.00	12000.00
CS(RWS) 03	National Rural Drinking Water Supply Programme (NRDWP)	0.00	0.00	6136.39	1550.54	700.14	2250.69	3000.00	2000.00	5000.00	1200.00	800.00	2000.00	2000.00
	Total (State level)	175500.10	70825.00	38247.49	4530.39	10698.04	15228.43	26935.00	60400.00	87335.00	10774.00	24160.00	34934.00	34934.00
	District Level Scheme													
RWS(D)-02	Installation of RO Plants at District level through PIDB	20000.00	8000.00	1235.01	0.00	0.00	0.00	0.00	0.00	0.00	0.00	0.00	0.00	0.00
	Total (District level)	20000.00	8000.00	1235.01	0.00	0.00	0.00	0.00	0.00	0.00	0.00	0.00	0.00	0.00
	Total(Rural Water Supply)	195500.10	78825.00	39482.50	4530.39	10698.04	15228.43	26935.00	60400.00	87335.00	10774.00	24160.00	34934.00	34934.00
	Total (UWS+RWS)	597587.10	181489.50	43953.46	4530.39	10698.04	15228.43	27935.00	66050.00	93985.00	11094.00	25968.00	37062.00	37062.00
	HOUSING													
HG-04	Houses for Economically Weaker Sections	100.00	65.00	0.00	0.00	0.00	0.00	0.00	0.00	0.00	0.00	0.00	0.00	0.00
HG-05	Construction of LIG Houses of the Society	100.00	15.00	0.00	0.00	0.00	0.00	0.00	0.00	0.00	0.00	0.00	0.00	0.00
	New Scheme													
HG-04	Mukh Mantri Awas Yojana (MMAY), Urban	0.00	0.00	0.00	0.00	0.00	0.00	0.00	2500.00	2500.00	0.00	575.00	575.00	0.00

STATEMENT - II
SCHEDULED CASTES SUB PLAN 2017-18
Scheme-wise Estimates and Expenditure

(₹ Lac)

Scheme Code	Sub-head/Scheme	12th Plan (2012-17) Projected		12th Plan SCSP Expenditure (2012-16)	SCSP 2016-17 Expenditure (Tentative)			Estimates of Expenditure 2017-18 (Eligible Portion)			SCSP 2017-18 Estimates of SCSP Expenditure			Capital Content out of Col.14
		Plan Outlay	SCSP Outlay		CS	SS	Total	CS	SS	Total	CS	SS	Total	
1	2	3	4	5	6	7	8	9	10	11	12	13	14	15
	Central Sector Scheme													
CS(HG)-1 (i)	Pradhan Mantri Awas Yojana, Housing (100% CS)	0.00	0.00	0.00	0.00	0.00	0.00	32500.00	0.00	32500.00	7475.00	0.00	7475.00	0.00
	Total	200.00	80.00	0.00	0.00	0.00	0.00	32500.00	2500.00	35000.00	7475.00	575.00	8050.00	0.00
	URBAN DEVELOPMENT													
UD-07	Municipal Development Fund	5000.00	1500.00	107.50	0.00	0.00	0.00	0.00	0.00	0.00	0.00	0.00	0.00	0.00
UD-11	Development works at Moga(PIDB)	1000.00	250.00	0.00	0.00	0.00	0.00	0.00	0.00	0.00	0.00	0.00	0.00	0.00
CS(UD)-40	Swachh Bharat Mission (Urban) (60:40)	0.00	0.00	0.00	0.00	248.00	248.00	6000.00	4000.00	10000.00	1920.00	1280.00	3200.00	3200.00
CS(UD)-41	Mission for Development of 100 smart cities (50:50)	0.00	0.00	0.00	3200.00	0.00	3200.00	26200.00	25000.00	51200.00	8384.00	8000.00	16384.00	16384.00
CS(UD)-42	Atal Mission for rejuvenation and urban transformation {AMRUT} (50:50)	0.00	0.00	0.00	0.00	0.00	0.00	35000.00	15000.00	50000.00	11200.00	4800.00	16000.00	16000.00
	CSS-Flagship scheme													
CS(UD)-15	Jawahar Lal Nehru National Urban Renewal Mission (JNNURM)													
i)	Urban Infrastructure and Governance (UIG) (50:20:30) (Gol: State: ULBs)	25000.00	7500.00	78.30	0.00	0.00	0.00	15700.00	4200.00	19900.00	5024.00	1344.00	6368.00	6368.00
ii)	(BSUP) (50:20:30) (Gol: State: ULBs)	106920.00	53460.00	429.54	0.00	0.00	0.00	0.00	0.00	0.00	0.00	0.00	0.00	0.00
iii)	Urban Infrastructure Development Scheme for Small & Medium Towns (UIDSSMT) (80:10:10) (Gol: State: ULBs)	2639.00	791.70	137.00	0.00	0.00	0.00	0.00	0.00	0.00	0.00	0.00	0.00	0.00
iv)	Integrated Housing & Slum Development Programme (IHSDP) (80:10:10) (Gol: State: ULBs)	31000.00	31000.00	963.00	0.00	0.00	0.00	0.00	0.00	0.00	0.00	0.00	0.00	0.00
v)	Purchase of buses and ancillary infrastructure urban transport system (80:10:10) (New Component 2014-15)	0.00	0.00	0.00	0.00	0.00	0.00	0.00	0.00	0.00	0.00	0.00	0.00	0.00

STATEMENT - II
SCHEDULED CASTES SUB PLAN 2017-18
Scheme-wise Estimates and Expenditure

(₹ Lac)

Scheme Code	Sub-head/Scheme	12th Plan (2012-17) Projected		12th Plan SCSP Expenditure (2012-16)	SCSP 2016-17 Expenditure (Tentative)			Estimates of Expenditure 2017-18 (Eligible Portion)			SCSP 2017-18 Estimates of SCSP Expenditure			Capital Content out of Col.14
		Plan Outlay	SCSP Outlay		CS	SS	Total	CS	SS	Total	CS	SS	Total	
1	2	3	4	5	6	7	8	9	10	11	12	13	14	15
vi)	Comprehensive capacity building programme (100%CSS) (New Component 2014-15)	0.00	0.00	0.00	0.00	0.00	0.00	0.00	0.00	0.00	0.00	0.00	0.00	0.00
	CSS-Other Schemes													
CS(UD)-38	National Urban Livelihood Mission (NULM) (60:40)	4000.00	1320.00	31.06	0.00	0.00	0.00	600.00	400.00	1000.00	192.00	128.00	320.00	128.00
CS(UD)-39	Rajiv Awaas Yojna (RAY) (50:50)	20000.00	5000.00	0.00	0.00	0.00	0.00	0.00	0.00	0.00	0.00	0.00	0.00	0.00
	Total	195559.00	100821.70	1746.40	3200.00	248.00	3448.00	83500.00	48600.00	132100.00	26720.00	15552.00	42272.00	42080.00
	INFORMATION AND PUBLICITY													
IP-01/IP 1 & IP 2	Purchase/Production of Films and Display Advertisement	7500.00	1125.00	1025.20	0.00	3600.00	3600.00	0.00	1000.00	1000.00	0.00	320.00	320.00	0.00
IP-08 /IP 5 & IP 8	Purchase of books for library at headquarter and purchase/production of literature	30.00	5.00	0.00	0.00	0.00	0.00	0.00	1.00	1.00	0.00	0.32	0.32	0.00
	Total	7530.00	1130.00	1025.20	0.00	3600.00	3600.00	0.00	1001.00	1001.00	0.00	320.32	320.32	0.00
	WELFARE OF SCs													
	State Level Schemes													
WSC-02	Grant-in-aid to PSCFC under One Time Settlement Scheme	300.00	300.00	247.67	0.00	0.00	0.00	0.00	0.00	0.00	0.00	0.00	0.00	0.00
WSC-03	Houses to Houseless SCs in Rural & Urban Areas	25000.00	25000.00	0.00	0.00	0.00	0.00	0.00	7000.00	7000.00	0.00	7000.00	7000.00	0.00
WSC-04	Financial Assistance to SC youth for Flying Training of Commercial Pilot License (ACA 2007-08)	500.00	500.00	0.00	0.00	0.00	0.00	0.00	0.00	0.00	0.00	0.00	0.00	0.00
WSC-05(i)	Attendance scholarship to SC Primary girl students	15000.00	15000.00	3958.32	0.00	0.00	0.00	0.00	800.00	800.00	0.00	800.00	800.00	0.00
WSC-06(i)	Grant in aid to BPL SC students for purchase of School Uniforms, Shoes and School Bags etc.	5000.00	5000.00	0.00	0.00	0.00	0.00	0.00	0.00	0.00	0.00	0.00	0.00	0.00
WSC-07	New Courses/ Vocational Training in ITIs for SC Students (Staff expenditure, scholarship to SC students etc.)	5750.00	5750.00	1420.42	0.00	265.44	265.44	0.00	900.00	900.00	0.00	900.00	900.00	0.00

STATEMENT - II
SCHEDULED CASTES SUB PLAN 2017-18
Scheme-wise Estimates and Expenditure

(₹ Lac)

Scheme Code	Sub-head/Scheme	12th Plan (2012-17) Projected		12th Plan SCSP Expenditure (2012-16)	SCSP 2016-17 Expenditure (Tentative)			Estimates of Expenditure 2017-18 (Eligible Portion)			SCSP 2017-18 Estimates of SCSP Expenditure			Capital Content out of Col.14
		Plan Outlay	SCSP Outlay		CS	SS	Total	CS	SS	Total	CS	SS	Total	
1	2	3	4	5	6	7	8	9	10	11	12	13	14	15
WSC-08	Award to the Village Panchayats for promoting Education and Socio Economic Development of SCs	500.00	500.00	0.00	0.00	0.00	0.00	0.00	0.00	0.00	0.00	0.00	0.00	0.00
WSC-09(i)	Ashirwad to SC Girls/Widows/ Divorcees and the Daughters of Widows at the time of their marriages	30500.00	30500.00	32278.15	0.00	8986.05	8986.05	0.00	13000.00	13000.00	0.00	13000.00	13000.00	0.00
WSC-10	Assistance to NGOs, Trusts and other Social Institutions for Solemnizing Mass Marriages for SC couples	500.00	500.00	100.00	0.00	0.00	0.00	0.00	100.00	100.00	0.00	100.00	100.00	0.00
WSC-11	Setting up of Legal Aid Clinics in all the districts of Punjab	750.00	750.00	0.00	0.00	0.00	0.00	0.00	0.00	0.00	0.00	0.00	0.00	0.00
WSC-12	Construction of Building for the Welfare Department at the State Head Quarter	0.00	0.00	0.00	0.00	0.00	0.00	1.00	1.00	2.00	1.00	1.00	2.00	2.00
	New Scheme													
WSC-50	Loan waiver scheme for PSCFC	0.00	0.00	0.00	0.00	0.00	0.00	0.00	1766.00	1766.00	0.00	1766.00	1766.00	0.00
	CSS-Other schemes													
CS(WSC) 05/01-34-	Scholarship for Post Matric Students for Scheduled Castes (100% GoI, over and above committed liability of State Government) (Shifted from Non Plan)				29008.40	3067.41	32075.81	49921.00	6079.00	56000.00	49921.00	6079.00	56000.00	0.00
CS(WSC) 02	Babu Jagjivan Ram Chhatrawas Yojana-Construction of Hostels for SC Girls in Schools/Colleges (100% GoI)				47.62	0.00	47.62	1000.00	0.00	1000.00	1000.00	0.00	1000.00	1000.00
CS(WSC) 05/03-33	Babu Jagjivan Ram Chhatrawas Hostels for SC Boys & Girls in Schools & Colleges. (50:50) (GoI:GoP) (Shifted from Non Plan)				0.00	31.05	31.05	100.00	100.00	200.00	100.00	100.00	200.00	200.00

STATEMENT - II
SCHEDULED CASTES SUB PLAN 2017-18
Scheme-wise Estimates and Expenditure

(₹ Lac)

Scheme Code	Sub-head/Scheme	12th Plan (2012-17) Projected		12th Plan SCSP Expenditure (2012-16)	SCSP 2016-17 Expenditure (Tentative)			Estimates of Expenditure 2017-18 (Eligible Portion)			SCSP 2017-18 Estimates of SCSP Expenditure			Capital Content out of Col.14
		Plan Outlay	SCSP Outlay		CS	SS	Total	CS	SS	Total	CS	SS	Total	
1	2	3	4	5	6	7	8	9	10	11	12	13	14	15
CS(WSC) 06/10-50	Implementation of Protection of Civil Rights Act -1955 and the Scheduled Caste & the Scheduled Tribes (Prevention of Atrocities Act 1989) (Shifted from Non Plan) (50:50)	2454.38	2454.38	74863.50	210.48	210.48	420.97	250.00	250.00	500.00	250.00	250.00	500.00	0.00
WSC-01	Share Capital Contribution to PSCFC (State Share 51% & Gol 49%)				521.00	1642.00	2163.00	1347.00	542.00	1889.00	1347.00	542.00	1889.00	1889.00
CS(WSC) 04	Pre-Matric Scholarship for Scheduled Caste Students Studying in Class ixth and xth (100% GOI)				0.00	0.00	0.00	70.00	0.00	70.00	70.00	0.00	70.00	0.00
CS(WSC) 07	Upgradation of Merit of SC Students (100% Gol)				0.00	0.00	0.00	71.00	0.00	71.00	71.00	0.00	71.00	0.00
CS(WSC) 53	Pradhan Mantri Adarsh Gram Yojana (PMAGY) in SC Villages (50:50)	0.00	0.00	3500.00	470.00	470.00	940.00	500.00	500.00	1000.00	500.00	500.00	1000.00	1000.00
	Total (State Level)	86254.38	86254.38	116368.06	30257.50	14672.43	44929.93	53260.00	31038.00	84298.00	53260.00	31038.00	84298.00	4091.00
	District Level Schemes													
WSC(D)-01	Construction of Dr. B.R. Ambedkar Bhawans and their operation	6000.00	6000.00	21.90	0.00	315.00	315.00	0.00	2825.00	2825.00	0.00	2825.00	2825.00	2600.00
WSC(D)-02	Award to SC Sports Students (6-12 classes)	3075.00	3075.00	24.21	0.00	23.45	23.45	0.00	25.00	25.00	0.00	25.00	25.00	0.00
	Total (District Level)	9075.00	9075.00	46.11	0.00	338.45	338.45	0.00	2850.00	2850.00	0.00	2850.00	2850.00	2600.00
	Total (State + District)	95329.38	95329.38	116414.17	30257.50	15010.88	45268.38	53260.00	33888.00	87148.00	53260.00	33888.00	87148.00	6691.00
	SOCIAL SECURITY & WELFARE State Level Schemes													
SSW-01	Janshree Bima Yojana for BPL families (Rural & Urban) (50% directly released to the LIC by Gol) (Scheme transferred to Health Deptt.)	1000.00	500.00	0.00	0.00	0.00	0.00	0.00	0.00	0.00	0.00	0.00	0.00	0.00

STATEMENT - II
SCHEDULED CASTES SUB PLAN 2017-18
Scheme-wise Estimates and Expenditure

(₹ Lac)

Scheme Code	Sub-head/Scheme	12th Plan (2012-17) Projected		12th Plan SCSP Expenditure (2012-16)	SCSP 2016-17 Expenditure (Tentative)			Estimates of Expenditure 2017-18 (Eligible Portion)			SCSP 2017-18 Estimates of SCSP Expenditure			Capital Content out of Col.14
		Plan Outlay	SCSP Outlay		CS	SS	Total	CS	SS	Total	CS	SS	Total	
1	2	3	4	5	6	7	8	9	10	11	12	13	14	15
SSW-02	Aam Admi Bima Yojana (50% directly released to the LIC by Gol). (Scheme transferred to Health Deptt.)	650.00	260.00	0.00	0.00	0.00	0.00	0.00	0.00	0.00	0.00	0.00	0.00	0.00
SSW-03	Old Age Pension (Social Security Fund)	262500.00	131250.00	84477.70	0.00	25446.96	25446.96	0.00	87000.00	87000.00	0.00	43500.00	43500.00	0.00
SSW-04	Financial Assistance to Disabled Persons (Social Security Fund)	28500.00	14250.00	9153.16	0.00	3165.73	3165.73	0.00	11400.00	11400.00	0.00	5700.00	5700.00	0.00
SSW-06	Awareness against Drug abuse	500.00	125.00	27.03	0.00	0.00	0.00	0.00	110.00	110.00	0.00	35.20	35.20	0.00
SSW-07	Setting up of Social Security Helpline for Women, Children, Older and Disabled Persons in each district	100.00	0.00	9.50	0.00	0.00	0.00	0.00	0.00	0.00	0.00	0.00	0.00	0.00
SSW-09	Celebration of World Disabled day State Award to handicapped	25.00	12.50	5.46										
SSW-10	State Award to handicapped (Clubbed scheme with SSW-09)				0.00	3.20	3.20	0.00	10.00	10.00	0.00	3.20	3.20	0.00
SSW-11	Setting up of three Beggary Homes and Rehabilitation-cum-Vocational Centres for 50 beggars(Merged with SSW-12)	500.00	250.00	0.00	0.00	0.00	0.00	0.00	0.00	0.00	0.00	0.00	0.00	0.00
SSW-12	Assistance to various Homes/Institutions run by Social Security Department (Clubbed with SSW-11, 13, 14)	0.00	0.00	67.20	0.00	44.77	44.77	0.00	600.00	600.00	0.00	192.00	192.00	0.00
SSW-13	Setting up of community homes for mentally ill persons (merged with SSW-12)	500.00	0.00	0.00	0.00	0.00	0.00	0.00	0.00	0.00	0.00	0.00	0.00	0.00
WCD-02	Financial Assistance to dependent children (Social Security Fund)	24000.00	12000.00	7538.45	0.00	2568.64	2568.64	0.00	10200.00	10200.00	0.00	5100.00	5100.00	0.00
WCD-03	Financial Assistance to Widows & Destitute Women (Social Security Fund)	52500.00	26250.00	18705.42	0.00	6695.26	6695.26	0.00	22800.00	22800.00	0.00	11400.00	11400.00	0.00
WCD-05	Mai Bhago Vidya (EDU) Scheme (Free Bicycle to all girl students studying in class 9th to 12th)	37500.00	11250.00	2500.00	0.00	695.00	695.00	0.00	2300.00	2300.00	0.00	736.00	736.00	0.00

STATEMENT - II
SCHEDULED CASTES SUB PLAN 2017-18
Scheme-wise Estimates and Expenditure

(₹ Lac)

Scheme Code	Sub-head/Scheme	12th Plan (2012-17) Projected		12th Plan SCSP Expenditure (2012-16)	SCSP 2016-17 Expenditure (Tentative)			Estimates of Expenditure 2017-18 (Eligible Portion)			SCSP 2017-18 Estimates of SCSP Expenditure			Capital Content out of Col.14
		Plan Outlay	SCSP Outlay		CS	SS	Total	CS	SS	Total	CS	SS	Total	
1	2	3	4	5	6	7	8	9	10	11	12	13	14	15
WCD-06	Attendance scholarship to handicapped girl students in rural area	270.00	135.00	11.94	0.00	1.57	1.57	0.00	100.00	100.00	0.00	50.00	50.00	0.00
WCD-07	Empowerment of Women-Mahila Jagriti Yojna	500.00	250.00	0.00	0.00	0.00	0.00	0.00	0.00	0.00	0.00	0.00	0.00	0.00
WCD-08	Implementation of Swawlamban scheme-Vocational training programme for women	500.00	250.00	0.00	0.00	0.00	0.00	0.00	0.00	0.00	0.00	0.00	0.00	0.00
WCD-09	Awareness Programme for improving adverse sex ratio and Female Foeticide	1000.00	330.00	0.00	0.00	0.00	0.00	0.00	0.00	0.00	0.00	0.00	0.00	0.00
WCD-10	Awareness programme for Domestic Violence Act -2005	500.00	250.00	26.54	0.00	0.00	0.00	0.00	10.00	10.00	0.00	5.00	5.00	0.00
WCD-12	Distribution of sterilized sanitary pads to rural women	1000.00	500.00	0.00	0.00	0.00	0.00	0.00	2166.00	2166.00	0.00	1083.00	1083.00	0.00
WCD-14	Beti Bacho Beti Padho Campaign 100% Gol	0.00	0.00	125.49	192.63	0.00	192.63	1100.00	0.00	1100.00	550.00	0.00	550.00	0.00
WCD-17	Distribution of Gas Stoves to beneficiaries under Pradhan Mantri Ujjwala Yojana (PMUY) scheme by the State Level Coordinator, Oil Industries, Punjab	0.00	0.00	0.00	0.00	0.00	0.00	0.00	1.00	1.00	0.00	0.50	0.50	0.00
	New Schemes													
CS(WCD)-17	Universalization of Women Helpline (100%-Gol)	0.00	0.00	0.00	0.00	0.00	0.00	28.86	0.00	28.86	9.24	0.00	9.24	0.00
CS(WCD)-18	Swadhar Greh Scheme (60:40)	0.00	0.00	0.00	0.00	0.00	0.00	8.88	5.92	14.80	2.84	1.89	4.73	0.00
	Block Grant(s)													
BG-5 (WCD)-04(i)	Bebe Nanki Ladli Beti Kalyan Scheme-measures to improve Adverse Sex ratio (State funded w.e.f 2015-16 RE)	39550.00	19775.00	5781.05	0.00	0.00	0.00	0.00	2000.00	2000.00	0.00	1000.00	1000.00	0.00

STATEMENT - II
SCHEDULED CASTES SUB PLAN 2017-18
Scheme-wise Estimates and Expenditure

(₹ Lac)

Scheme Code	Sub-head/Scheme	12th Plan (2012-17) Projected		12th Plan SCSP Expenditure (2012-16)	SCSP 2016-17 Expenditure (Tentative)			Estimates of Expenditure 2017-18 (Eligible Portion)			SCSP 2017-18 Estimates of SCSP Expenditure			Capital Content out of Col.14
		Plan Outlay	SCSP Outlay		CS	SS	Total	CS	SS	Total	CS	SS	Total	
1	2	3	4	5	6	7	8	9	10	11	12	13	14	15
	CSS-Other schemes													
CS(WCD)-08	Establishment of State Resource Centre for Women under National Mission for Empowerment of Women (100% Gol)	0.00	0.00		0.00	0.00	0.00	12.00	8.00	20.00	6.00	4.00	10.00	0.00
CS(WCD)-02	Maternity Benefit Programme (60:40) (previously: Indira Gandhi Matritva Sahyog Yojana (IGMSY)- Conditional Maternity Benefit Scheme) (CMB) (60:40)	0.00	0.00		0.00	0.00	0.00	421.56	281.04	702.60	231.86	154.57	386.43	0.00
CS(WCD)-02(i)-19	Indira Gandhi Matritva Sahyog Yojana (IGMSY)- Conditional Maternity Benefit Scheme (CMB) (100% Gol) (Shifted from Non Plan) (merged with CS (WCD)-02)	0.00	0.00	265.65	0.00	0.00	0.00	0.00	0.00	0.00	0.00	0.00	0.00	0.00
CS(WCD)-09	Umbrella Scheme For Protection and development of Women 100%	0.00	0.00		0.00	0.00	0.00	0.00	0.00	0.00	0.00	0.00	0.00	0.00
WCD-01	Integrated Child Protection Scheme (ICPS) (60:40)	2860.00	0.00	530.98	517.46	316.03	833.49	1200.00	800.00	2000.00	660.00	440.00	1100.00	110.00
	Total (State Level)	454455.00	217637.50	129225.57	710.09	38937.16	39647.25	2771.30	139791.96	142563.26	1459.94	69405.36	70865.30	110.00
	District Level Schemes													
	CSS--Flagship schemes													
SSW(D)-01	National Social Assistance Programme (ACA)													
SSW(D)-01(i)	Indira Gandhi National Old Age Pension				3809.07	0.00	3809.07	5400.00	0.00	5400.00	2970.00	0.00	2970.00	0.00
SSW(D)-01(ii)	National Family Benefit Scheme				145.70	0.00	145.70	600.00	0.00	600.00	330.00	0.00	330.00	0.00
SSW(D)-01(iii)	Indira Gandhi National Widow Pension Scheme	32480.00	16240.00	8718.03	645.24	0.00	645.24	750.00	0.00	750.00	412.50	0.00	412.50	0.00
SSW(D)-01(iv)	Indira Gandhi National Disabled Pension Scheme				122.87	0.00	122.87	400.00	0.00	400.00	220.00	0.00	220.00	0.00
SSW(D)-01(v)	Administrative Expenses				0.00	0.00	0.00	214.00	0.00	214.00	0.00	0.00	0.00	0.00
	Total (District level)	32480.00	16240.00	8718.03	4722.88	0.00	4722.88	7364.00	0.00	7364.00	3932.50	0.00	3932.50	0.00
	Total (State + District)	486935.00	233877.50	137943.60	5432.97	38937.16	44370.13	10135.30	139791.96	149927.26	5392.44	69405.36	74797.80	110.00

STATEMENT - II
SCHEDULED CASTES SUB PLAN 2017-18
Scheme-wise Estimates and Expenditure

(₹ Lac)

Scheme Code	Sub-head/Scheme	12th Plan (2012-17) Projected		12th Plan SCSP Expenditure (2012-16)	SCSP 2016-17 Expenditure (Tentative)			Estimates of Expenditure 2017-18 (Eligible Portion)			SCSP 2017-18 Estimates of SCSP Expenditure			Capital Content out of Col.14
		Plan Outlay	SCSP Outlay		CS	SS	Total	CS	SS	Total	CS	SS	Total	
1	2	3	4	5	6	7	8	9	10	11	12	13	14	15
	NUTRITION													
	District Level Schemes													
NT(D)-03	Nutrition (Kishori Shakti Yojana)	2000.00	1400.00	191.73	0.00	107.12	107.12	0.00	200.00	200.00	0.00	140.00	140.00	0.00
NT(D)-04	Infrastructure/Basic amenities for Anganwari centres in the State (One time ACA 2011-12)	7500.00	5250.00	544.70	0.00	0.00	0.00	0.00	0.00	0.00	0.00	0.00	0.00	0.00
NT(D)-08	NABARD Aided Project for Construction of Buildings of Anganwadi Centres in the State RIDF-XX (85:15) (NABARD:State Government)	0.00	0.00	0.00	0.00	114.24	114.24	0.00	1000.00	1000.00	0.00	700.00	700.00	700.00
	CSS-Flagship Schemes													
NT(D)-01	Nutrition ICDS (50% of Actual Expenditure Reimburses by Gol) (50:50) (SNP) (Gol-GoP)				4066.54	4168.54	8235.08	8000.00	8000.00	16000.00	5600.00	5600.00	11200.00	0.00
NT(D)-04 (I)	Construction of Buildings of Anganwadi Centres under Re-structured ICDS Scheme (60:40) (Gol-GoP)				470.26	154.64	624.90	1800.00	1200.00	3000.00	1260.00	840.00	2100.00	2100.00
NT(D)-07	National Nutrition Mission.(60:40) (Gol-GoP)				0.00	0.00	0.00	0.00	0.00	0.00	0.00	0.00	0.00	0.00
NT(D)-05/09	Integrated Child Development Services Scheme (60:40) (Shifted from Non Plan) over and above the committed liability of Rs. 96 cr of State Govt. for paying honorarium to Anganwari workers/ helpers	120000.00	84000.00	33491.71	0.00	0.00	0.00	22045.80	27480.20	49526.00	0.00	0.00	0.00	0.00
NT(D)-6/13	Integrated Child Development Services Scheme (ICDS) Training Programme (60:40) (Shifted from Non Plan)				0.00	0.00	0.00	207.00	138.00	345.00	0.00	0.00	0.00	0.00

STATEMENT - II
SCHEDULED CASTES SUB PLAN 2017-18
Scheme-wise Estimates and Expenditure

(₹ Lac)

Scheme Code	Sub-head/Scheme	12th Plan (2012-17) Projected		12th Plan SCSP Expenditure (2012-16)	SCSP 2016-17 Expenditure (Tentative)			Estimates of Expenditure 2017-18 (Eligible Portion)			SCSP 2017-18 Estimates of SCSP Expenditure			Capital Content out of Col.14
		Plan Outlay	SCSP Outlay		CS	SS	Total	CS	SS	Total	CS	SS	Total	
1	2	3	4	5	6	7	8	9	10	11	12	13	14	15
	CSS-Other schemes													
NT(D)-02	Rajiv Gandhi Scheme for Empowerment of Adolescent Girls (RGSEAG)-SABLA (SNP 50:50) Training (60:40)				586.69	579.08	1165.77	1023.12	982.08	2005.20	716.18	687.61	1403.79	0.00
(NT(D)-02(i)/18	Rajiv Gandhi Scheme for Empowerment of Adolescent girls (SABLA) (60:40) (Shifted from Non Plan) (merged with NT(D)-02)	8000.00	4000.00	2041.32	0.00	0.00	0.00	0.00	0.00	0.00	0.00	0.00	0.00	0.00
	New Scheme													
NT(D)-09	National Creche Scheme for the Children of Working Mothers (60:40)	0.00	0.00	0.00	0.00	0.00	0.00	48.15	32.10	80.25	15.41	10.27	25.68	0.00
	Total	137500.00	94650.00	36269.46	5123.49	5123.62	10247.11	33124.07	39032.38	72156.45	7591.59	7977.88	15569.47	2800.00
	LABOUR & LABOUR WELFARE													
A	Labour													
LW-01	Rehabilitation of bonded labourers (50:50) Now 100% CSS	100.00	50.00	0.00	0.00	0.00	0.00	220.00	0.00	220.00	110.00	0.00	110.00	0.00
LW-04	Child Labour-Rehabilitation Funds	500.00	250.00	0.00	0.00	10.00	10.00	0.00	50.00	50.00	0.00	25.00	25.00	0.00
	Sub-Total (A)	600.00	300.00	0.00	0.00	10.00	10.00	220.00	50.00	270.00	110.00	25.00	135.00	0.00
B	Employment Generation													
EG-01	Skill Development and Training	870.00	217.50	5.00	0.00	0.00	0.00	0.00	0.00	0.00	0.00	0.00	0.00	0.00
EG-02	Centre for Training and Employment of Punjab Youth (C-PYTE)	5000.00	1250.00	355.25	0.00	200.00	200.00	0.00	800.00	800.00	0.00	200.00	200.00	0.00
EG-03	Grant-in-aid to Maharaja Ranjit Singh Armed Forces Services Preparatory Institute Ajitgarh (Corpus Fund)	1500.00	150.00	0.00	0.00	0.00	0.00	0.00	100.00	100.00	0.00	10.00	10.00	0.00
EG-06	Grant-in-aid to Mai Bhago Armed Forces Preparatory Institute (for Girls), Mohali	0.00	0.00	10.00	0.00	0.00	0.00	0.00	300.00	300.00	0.00	30.00	30.00	0.00

STATEMENT - II
SCHEDULED CASTES SUB PLAN 2017-18
Scheme-wise Estimates and Expenditure

(₹ Lac)

Scheme Code	Sub-head/Scheme	12th Plan (2012-17) Projected		12th Plan SCSP Expenditure (2012-16)	SCSP 2016-17 Expenditure (Tentative)			Estimates of Expenditure 2017-18 (Eligible Portion)			SCSP 2017-18 Estimates of SCSP Expenditure			Capital Content out of Col.14
		Plan Outlay	SCSP Outlay		CS	SS	Total	CS	SS	Total	CS	SS	Total	
1	2	3	4	5	6	7	8	9	10	11	12	13	14	15
	CSS- other schemes													
CS(EG)-45	Skill Development Mission-Model Career Center, Bathinda (100%)	0.00	0.00	0.00	0.00	0.00	0.00	25.00	0.00	25.00	6.25	0.00	6.25	0.00
	New Schemes													
EG-07	Shaheed Bhagat Singh - Yari Enterprises	0.00	0.00	0.00	0.00	0.00	0.00	0.00	5000.00	5000.00	0.00	1250.00	1250.00	0.00
EG-08	Shaheed Bhagat Singh - Aapni Gadi Aapna Rozgar Scheme - To give one lakh taxis every year to the unemployed - Punjab Govt. guarantee	0.00	0.00	0.00	0.00	0.00	0.00	0.00	500.00	500.00	0.00	125.00	125.00	0.00
EG-09	Shaheed Bhagat Singh - Hara Tractor (35 to 50 HP)	0.00	0.00	0.00	0.00	0.00	0.00	0.00	500.00	500.00	0.00	30.00	30.00	0.00
EG-11	Setting up of Gen Sham Singh Attariwala Preparatory for armed forces at Amritsar	0.00	0.00	0.00	0.00	0.00	0.00	0.00	500.00	500.00	0.00	50.00	50.00	50.00
	Sub-Total (B)	7370.00	1617.50	370.25	0.00	200.00	200.00	25.00	7700.00	7725.00	6.25	1695.00	1701.25	50.00
C	Industrial Training													
ITI-01	Upgradation of Industrial Training Institutes into Centres of Excellence in Punjab (75:25)	5000.00	1250.00	22.42	180.89	59.40	240.29	750.00	250.00	1000.00	240.00	80.00	320.00	315.20
ITI-02	Expansion of Vocational Training Facilities under National Skill Development Mission (75:25)	5000.00	1250.00	0.00	0.00	0.00	0.00	0.00	0.00	0.00	0.00	0.00	0.00	0.00
ITI-03	Upgradation of Infrastructure, Machinery, Equipment and Construction of new Buildings for existing Government Industrial Training Institutes	15000.00	3750.00	13.00	0.00	0.00	0.00	0.00	2000.00	2000.00	0.00	640.00	640.00	640.00
ITI-04	Providing Training in Driver-cum-mechanic (heavy/light motor vehicle) Trades and Earth Moving Machine and other Heavy Vehicle Trades	500.00	125.00	3.02	0.00	0.00	0.00	0.00	0.00	0.00	0.00	0.00	0.00	0.00

STATEMENT - II
SCHEDULED CASTES SUB PLAN 2017-18
Scheme-wise Estimates and Expenditure

(₹ Lac)

Scheme Code	Sub-head/Scheme	12th Plan (2012-17) Projected		12th Plan SCSP Expenditure (2012-16)	SCSP 2016-17 Expenditure (Tentative)			Estimates of Expenditure 2017-18 (Eligible Portion)			SCSP 2017-18 Estimates of SCSP Expenditure			Capital Content out of Col.14
		Plan Outlay	SCSP Outlay		CS	SS	Total	CS	SS	Total	CS	SS	Total	
1	2	3	4	5	6	7	8	9	10	11	12	13	14	15
ITI-05	Provision of deficit budget under the "Introduction of Hospitality Courses" with the assistance of Ministry of Tourism, Govt. of India	1000.00	250.00	0.00	0.00	0.00	0.00	0.00	200.00	200.00	0.00	50.00	50.00	0.00
ITI-06	Deficit Budget for starting of short term courses under Skill Development Initiative (SDI) of DGET (Earlier name: To provide Infrastructure to ITIs for various MES sectors and Funds for SDI cell)	1500.00	375.00	0.00	0.00	0.00	0.00	0.00	0.00	0.00	0.00	0.00	0.00	0.00
ITI-07	Provision of Free Text Books and Tool Kits to the Scheduled Castes	240.00	240.00	40.44	0.00	9.37	9.37	0.00	100.00	100.00	0.00	100.00	100.00	0.00
ITI-08	Training, Re-training, Seminars and Study Tours of Staff and Trainees	100.00	25.00	0.00	0.00	0.00	0.00	0.00	0.00	0.00	0.00	0.00	0.00	0.00
ITI-09	Leather Goods Training Centre in Government Industrial Training Institute at Gurdaspur	50.00	12.50	1.09	0.00	0.00	0.00	0.00	0.00	0.00	0.00	0.00	0.00	0.00
ITI-15	Upgradation of Govt. ITI Ludhiana into Model ITI (70:30)	0.00	0.00	0.00	0.00	0.00	0.00	350.00	150.00	500.00	112.00	48.00	160.00	158.40
	New Scheme													
ITI-16	Pradhan Mantri Kushal Vikas Yojana (100%)	0.00	0.00	0.00	0.00	0.00	0.00	2639.52	0.00	2639.52	644.04	0.00	644.04	0.00
	CSS- other schemes													
CS(ITI)-01	Skill Development Mission/ Initiative Scheme (100%)	0.00	0.00	218.85	0.00	0.00	0.00	1081.00	0.00	1081.00	270.25	0.00	270.25	0.00
CS-(ITI)-02	Placement Linked Skill Development Projects under Deen Dayal Upadhyaya Grameen Kaushalya Yojana (DDU-GKY) (75:25)	0.00	0.00	0.00	375.00	375.00	750.00	1260.00	840.00	2100.00	315.00	210.00	525.00	0.00
	Sub-Total (C)	28390.00	7277.50	298.82	555.89	443.77	999.66	6080.52	3540.00	9620.52	1581.29	1128.00	2709.29	1113.60
	Total (A+B+C)	36360.00	9195.00	669.07	555.89	653.77	1209.66	6325.52	11290.00	17615.52	1697.54	2848.00	4545.54	1163.60

STATEMENT - II
SCHEDULED CASTES SUB PLAN 2017-18
Scheme-wise Estimates and Expenditure

(₹ Lac)

Scheme Code	Sub-head/Scheme	12th Plan (2012-17) Projected		12th Plan SCSP Expenditure (2012-16)	SCSP 2016-17 Expenditure (Tentative)			Estimates of Expenditure 2017-18 (Eligible Portion)			SCSP 2017-18 Estimates of SCSP Expenditure			Capital Content out of Col.14
		Plan Outlay	SCSP Outlay		CS	SS	Total	CS	SS	Total	CS	SS	Total	
	DEFENCE SERVICES WELFARE													
DSW-01	Incentive for IMA- NDA Cadets (@ Rs.1.00 lac per cadet)	400.00	100.00	30.00	0.00	0.00	0.00	0.00	300.00	300.00	0.00	0.00	0.00	0.00
DSW-02	Training scheme for the wards of servicemen and others for entry to Technical/Non-Technical Trades of Defence/Para military forces	750.00	187.50	104.50	0.00	23.31	23.31	0.00	200.00	200.00	0.00	50.00	50.00	0.00
DSW-07	Provision for Grant of Rs. 5.00 lac each for purchase of plot/house for the widows of Martyrs/ 75% to 100% disabled soldiers during the different operations from the period 1-1-1999 onwards	1000.00	250.00	5.00	0.00	5.00	5.00	0.00	200.00	200.00	0.00	0.00	0.00	0.00
	Total	2150.00	537.50	139.50	0.00	28.31	28.31	0.00	700.00	700.00	0.00	50.00	50.00	0.00
	HOME AFFAIRS AND JUSTICE													
HAI-08	Training to unemployed youth at Police Security Training Institute(PSTI), Jahankhelan for service in security sector through Punjab Police Security Corporation(PPSC) Ltd.	500.00	200.00	20.00	0.00	0.00	0.00	0.00	200.00	200.00	0.00	50.00	50.00	0.00
HAI-15	Fast track courts to handle the cases relating to crime against women (Salary)	0.00	0.00	0.00	0.00	0.00	0.00	0.00	1.00	1.00	0.00	0.00	0.00	0.00
	Block Grant(s)													
BG(HAJ)-05/09	Police training (13th Finance Commission) 100%	15000.00	3000.00	3408.00	0.00	0.00	0.00	0.00	0.00	0.00	0.00	0.00	0.00	0.00
	Total	15500.00	3200.00	3428.00	0.00	0.00	0.00	0.00	201.00	201.00	0.00	50.00	50.00	0.00
	Total - I	4340504.50	1639062.59	1034487.41	104952.29	359461.76	464414.05	529590.93	983755.85	1513346.78	225412.13	326997.51	552409.64	146437.07
	II IEBR:STATE PUBLIC SECTOR ENTERPRISES (PSEs) (excluding Budgetary Support)													
	Agriculture Marketing Board													
AMB-01	Agriculture Marketing Board	139800.00	43338.00	34931.00	0.00	9720.00	9720.00	0.00	0.00	0.00	0.00	0.00	0.00	0.00
	Total	139800.00	43338.00	34931.00	0.00	9720.00	9720.00	0.00	0.00	0.00	0.00	0.00	0.00	0.00

STATEMENT - II
SCHEDULED CASTES SUB PLAN 2017-18
Scheme-wise Estimates and Expenditure

(₹ Lac)

Scheme Code	Sub-head/Scheme	12th Plan (2012-17) Projected		12th Plan SCSP Expenditure (2012-16)	SCSP 2016-17 Expenditure (Tentative)			Estimates of Expenditure 2017-18 (Eligible Portion)			SCSP 2017-18 Estimates of SCSP Expenditure			Capital Content out of Col.14
		Plan Outlay	SCSP Outlay		CS	SS	Total	CS	SS	Total	CS	SS	Total	
1	2	3	4	5	6	7	8	9	10	11	12	13	14	15
	Rural Development Fund													
RDF-1	Rural Development Fund	250000.00	77500.00	99400.00	0.00	36000.00	36000.00	0.00	0.00	0.00	0.00	0.00	0.00	0.00
	Total	250000.00	77500.00	99400.00	0.00	36000.00	36000.00	0.00	0.00	0.00	0.00	0.00	0.00	0.00
	Animal Husbandry													
AH-25	Live Stock Board	0.00	0.00	1600.00	0.00	1600.00	1600.00	0.00	0.00	0.00	0.00	0.00	0.00	0.00
	Total	0.00	0.00	1600.00	0.00	1600.00	1600.00	0.00	0.00	0.00	0.00	0.00	0.00	0.00
	Industry and Minerals													
VS-19	Punjab Small Industries and Export Corporation Limited (PSIEC)	0.00	0.00	1600.00	0.00	1600.00	1600.00	0.00	0.00	0.00	0.00	0.00	0.00	0.00
	Total	0.00	0.00	1600.00	0.00	1600.00	1600.00	0.00	0.00	0.00	0.00	0.00	0.00	0.00
	Rural Development													
RD-02	Cattle Fair Fund	0.00	0.00	2240.00	0.00	2240.00	2240.00	0.00	0.00	0.00	0.00	0.00	0.00	0.00
	Total	0.00	0.00	2240.00	0.00	2240.00	2240.00	0.00	0.00	0.00	0.00	0.00	0.00	0.00
	POWER													
PP-01	Transmission System	577705.25	118687.97	90599.09	0.00	34113.60	34113.60	0.00	0.00	0.00	0.00	0.00	0.00	0.00
PP-01(i)	Work relating to restructured accelerated power development and reforms programme (R-APDRP)	268000.00	65769.46	21370.76	0.00	27520.00	27520.00	0.00	0.00	0.00	0.00	0.00	0.00	0.00
PP-01(ii)	Rajiv Gandhi Gramin Viduti Karan Yojna (GOI:PSEB) (90:10)	2500.00	674.00	556.02	0.00	0.00	0.00	0.00	0.00	0.00	0.00	0.00	0.00	0.00
PP-02	Generation	0.00	0.00	26.36	0.00	0.00	0.00	0.00	0.00	0.00	0.00	0.00	0.00	0.00
PP-02(i)	Renovation and Modernization of GNDTP unit-III & IV based on Residual Life Assessment (RLA) Study (Phase-II)-Bathinda	17700.00	6252.38	7678.06	0.00	2880.00	2880.00	0.00	0.00	0.00	0.00	0.00	0.00	0.00
PP-02(ii)	GHTP Stage-II Lehra Mohabat (2x250MW)	2215.00	597.16	1938.52	0.00	675.52	675.52	0.00	0.00	0.00	0.00	0.00	0.00	0.00
PP-02(iii)	Mukerian Hydro Electric Project-II (18 MW)	9000.00	2426.40	5639.78	0.00	160.00	160.00	0.00	0.00	0.00	0.00	0.00	0.00	0.00
PP-02(iv)	Renovation and Modernization of GGSSTP, Ropar Phase-I and II	45596.35	12292.78	4777.79	0.00	1020.48	1020.48	0.00	0.00	0.00	0.00	0.00	0.00	0.00
PP-02(v)	Renovation and Modernization Works at Thermal Plants as per Residual Life Assessment (RLA) Study (Unit-I&II) GNDTP (Bathinda)	1164.80	314.03	1121.00	0.00	0.00	0.00	0.00	0.00	0.00	0.00	0.00	0.00	0.00

STATEMENT - II
SCHEDULED CASTES SUB PLAN 2017-18
Scheme-wise Estimates and Expenditure

(₹ Lac)

Scheme Code	Sub-head/Scheme	12th Plan (2012-17) Projected		12th Plan SCSP Expenditure (2012-16)	SCSP 2016-17 Expenditure (Tentative)			Estimates of Expenditure 2017-18 (Eligible Portion)			SCSP 2017-18 Estimates of SCSP Expenditure			Capital Content out of Col.14
		Plan Outlay	SCSP Outlay		CS	SS	Total	CS	SS	Total	CS	SS	Total	
PP-02(vi)	Additional works of GNDTP Bhatinda	17398.06	4690.52	1362.50	0.00	0.00	0.00	0.00	0.00	0.00	0.00	0.00	0.00	0.00
PP-02(vii)	Renovation and Modernization of Bhakra Power Houses and Associated Works	6200.00	1671.52	2794.18	0.00	1056.00	1056.00	0.00	0.00	0.00	0.00	0.00	0.00	0.00
PP-02(viii)	Shahpur Kandi Dam (HEP 168MW)	205429.00	55383.66	9209.06	0.00	2880.00	2880.00	0.00	0.00	0.00	0.00	0.00	0.00	0.00
PP-02(ix)	Renovation and modernization of PSEB Hydel Projects	13429.00	3620.46	3163.73	0.00	1120.00	1120.00	0.00	0.00	0.00	0.00	0.00	0.00	0.00
PP-02(x)	Gas based Power plants at Ropar	0.00	0.00	51.79	0.00	0.00	0.00	0.00	0.00	0.00	0.00	0.00	0.00	0.00
PP-02(xii)	Renovation and modernization of GHTP Stage-I	13692.35	3691.46	103.90	0.00	0.00	0.00	0.00	0.00	0.00	0.00	0.00	0.00	0.00
PP-02(xiii)	1320 MW State Sector Thermal Project near Mukerian	591000.00	149333.60	90.30	0.00	4800.00	4800.00	0.00	0.00	0.00	0.00	0.00	0.00	0.00
PP-02(xiv)	Computerisation of Thermal Power Plants	500.00	134.80	106.20	0.00	38.40	38.40	0.00	0.00	0.00	0.00	0.00	0.00	0.00
PP-02(xv)	Institute of Power Management Patiala	1900.00	512.24	160.00	0.00	0.00	0.00	0.00	0.00	0.00	0.00	0.00	0.00	0.00
PP-02(xvi)	Multi storied office complex at Badungar, Patiala	0.00	0.00	0.00	0.00	640.00	640.00	0.00	0.00	0.00	0.00	0.00	0.00	0.00
PP-02(xvii)	Construction of bed for manufacturing 11 mtr long poles	0.00	0.00	0.00	0.00	33.60	33.60	0.00	0.00	0.00	0.00	0.00	0.00	0.00
PP-03	Distribution	493950.00	108284.21	90262.25	0.00	40594.58	40594.58	0.00	0.00	0.00	0.00	0.00	0.00	0.00
	Total	2267379.81	534336.65	241011.29	0.00	117532.18	117532.18	0.00	0.00	0.00	0.00	0.00	0.00	0.00
	PUNJAB INFRASTRUCTURE DEVELOPMENT BOARD (PIDB)													
PIDB-01	Creation of infrastructure in the State	487516.20	121813.76	175205.00	0.00	112000.00	112000.00	0.00	0.00	0.00	0.00	0.00	0.00	0.00
	Total	487516.20	121813.76	175205.00	0.00	112000.00	112000.00	0.00	0.00	0.00	0.00	0.00	0.00	0.00
	PUDA													
PD-01	PUDA	154500.00	30900.00	33271.70	0.00	16000.00	16000.00	0.00	0.00	0.00	0.00	0.00	0.00	0.00
	Total	154500.00	30900.00	33271.70	0.00	16000.00	16000.00	0.00	0.00	0.00	0.00	0.00	0.00	0.00
	GMADA													
GM-01	GMADA	170000.00	34000.00	36140.69	0.00	16000.00	16000.00	0.00	0.00	0.00	0.00	0.00	0.00	0.00
	Total	170000.00	34000.00	36140.69	0.00	16000.00	16000.00	0.00	0.00	0.00	0.00	0.00	0.00	0.00

STATEMENT - II
SCHEDULED CASTES SUB PLAN 2017-18
Scheme-wise Estimates and Expenditure

(₹ Lac)

Scheme Code	Sub-head/Scheme	12th Plan (2012-17) Projected		12th Plan SCSP Expenditure (2012-16)	SCSP 2016-17 Expenditure (Tentative)			Estimates of Expenditure 2017-18 (Eligible Portion)			SCSP 2017-18 Estimates of SCSP Expenditure			Capital Content out of Col.14
		Plan Outlay	SCSP Outlay		CS	SS	Total	CS	SS	Total	CS	SS	Total	
1	2	3	4	5	6	7	8	9	10	11	12	13	14	15
	GLADA													
GL-01	GLADA	72500.00	14500.00	6100.00	0.00	3200.00	3200.00	0.00	0.00	0.00	0.00	0.00	0.00	0.00
	Total	72500.00	14500.00	6100.00	0.00	3200.00	3200.00	0.00	0.00	0.00	0.00	0.00	0.00	0.00
	Local Government													
PMIDC-01	Punjab Municipal Infrastructure Development Company (PMIDC)	0.00	0.00	16000.00	0.00	16000.00	16000.00	0.00	0.00	0.00	0.00	0.00	0.00	0.00
	Total	0.00	0.00	16000.00	0.00	16000.00	16000.00	0.00	0.00	0.00	0.00	0.00	0.00	0.00
	Technical Education													
TE-14	Punjab Technical University (PTU)	0.00	0.00	6400.00	0.00	6400.00	6400.00	0.00	0.00	0.00	0.00	0.00	0.00	0.00
	Total	0.00	0.00	6400.00	0.00	6400.00	6400.00	0.00	0.00	0.00	0.00	0.00	0.00	0.00
	Total - II	3541696.01	856388.41	653899.68	0.00	338292.18	338292.18	0.00	0.00	0.00	0.00	0.00	0.00	0.00
III	IEBR:LOCAL BODIES (excluding Budgetary Support)													
	Rural Local Bodies													
RLB-1	Rural Local Bodies	250000.00	77500.00	71000.00	0.00	40000.00	40000.00	0.00	0.00	0.00	0.00	0.00	0.00	0.00
	Total	250000.00	77500.00	71000.00	0.00	40000.00	40000.00	0.00	0.00	0.00	0.00	0.00	0.00	0.00
	URBAN LOCAL BODIES													
ULB-01	Urban Local Bodies	336196.00	84049.00	47950.00	0.00	19200.00	19200.00	0.00	0.00	0.00	0.00	0.00	0.00	0.00
	Total	336196.00	84049.00	47950.00	0.00	19200.00	19200.00	0.00	0.00	0.00	0.00	0.00	0.00	0.00
	Total - III	586196.00	161549.00	118950.00	0.00	59200.00	59200.00	0.00	0.00	0.00	0.00	0.00	0.00	0.00
	Grand Total (I+II+III)	8468396.51	2657000.00	1807337.09	104952.29	756953.94	861906.23	529590.93	983755.85	1513346.78	225412.13	326997.51	552409.64	146437.07
II	INDIVISIBLE (INELIGIBLE) OUTLAY (ESTIMATES) (Not covered under SCSP)	741603.49	0.00	0.00	0.00	0.00	0.00	27467.39	145057.94	172525.33	0.00	0.00	0.00	0.00
	Grand Total (I+II)	9210000.00	2657000.00	1807337.09	104952.29	756953.94	861906.23	557058.32	1128813.79	1685872.11	225412.13	326997.51	552409.64	146437.07

STATEMENT - III
SCHEDULED CASTES SUB PLAN 2017-18
Physical Targets & Achievements

Scheme code	Sub-head/Scheme/Item	Unit	12th Plan (2012-17) SCSP	SCSP 2015-16	SCSP 2016-17		SCSP 2017-18
			Target	Achievements	Target	Tentative Achievements	Target
1	2	3	4	5	6	7	8
	DAIRY DEVELOPMENT						
DD-05	Promotion of dairy farming as livelihood for SC beneficiaries.	Trainees	-	-	1,200	116	1,200
	INDUSTRY AND MINERAL						
VSI-23	State scheme for awareness and entrepreneurship development to promote SCs under Stand Up India Project	Trainees	-	-	-	-	15,000
	RURAL DEVELOPMENT						
RDE(S)-01	Pardhaan Mantri Awaas Yojna (60:40) (Earlier Indira Awaas Yojna)	Houses (Construction/ upgradation)	13,700	1,524	1,143	-	13,300
RDE(S)-02	Mukh Mantri Awaas Yojna (Rural)	Houses (Construction/ upgradation)	-	-	-	-	566
	SPORTS AND YOUTH SERVICES						
YS-06	Free smart mobile phones to the youth	Nos.	-	-	-	-	6,400
	WELFARE OF SCs						
CS(WSC) 05/01-34	Scholarship for Post Matric Students for Scheduled Castes. (100% GoI)(Shifted from Non Plan).	No.	-	71,431	3,50,000	3,05,000	3,41,000
WSC-01	Share Capital Contribution to PSCFC (State Share 51% & GoI 49%) (direct release by GoI).	Beneficiaries	7,500	682	1,400	1,400	1,400
CS(WSC)-04	Pre-Matric Scholarship for Scheduled Caste Students Studying in class IXth & Xth (100% GoI).	Students	-	2,31,288	2,33,646	1,25,197	2,33,646
CS(WSC)-07	Upgradation of merit of SC students	Students	-	-	200	-	200
WSC(D)-02	Award to SC Sports Students (6-12 classes)	No.	10,250	3,140	3,140	3,241	3,140
WSC-05(i)	Attendance scholarship to SC Primary girl students.	No.	0	1,81,412	1,60,000	-	1,60,000

STATEMENT - III
SCHEDULED CASTES SUB PLAN 2017-18
Physical Targets & Achievements

Scheme code	Sub-head/Scheme/Item	Unit	12th Plan (2012-17) SCSP	SCSP 2015-16	SCSP 2016-17		SCSP 2017-18
			Target	Achievements	Target	Tentative Achievements	Target
1	2	3	4	5	6	7	8
WSC-09(i)	Ashirwad to SC girls/widows/Divorcees and the daughters of widows at the time of their marriage	No.	0	59,979	67,000	83,907	67,000
WSC-03	Houses to Houseless SCs in Rural & Urban Areas	No.	50,000	-	5,000	-	-
WSC-07	New courses/vocational training in ITIs for SC students (staff expenditure, scholarship to SC students etc.)	No.	29,330	2,352	1,199	2,796	4,000
WSC-10	Assistance to NGOs, Trusts and other Social Institutions for Solemnizing Mass Marriages for SC couples	Couples	667	133	133	-	133
CS(WSC)-53	Pardhan Mantri Adarsh Gram Yojna (50:50)	Villages	-	-	100	100	100
	SOCIAL SECURITY						
WCD-05	Mai Bhago Vidya (Edu.) Scheme (Free bicycle to all girl students studying in class 9th to 12th)	No.	8,43,750	42600	24,000	22,668	24,000
SSW-04	Financial Assistance to Disabled Persons (Social Security Fund)	No.	4,75,000	52,115	95,000	52,762	81,383
WCD-03	Financial Assistance to Widows & Destitute Women (Social Security Fund)	No.	8,75,000	2,17,433	1,90,000	1,11,588	1,80,000
WCD-12	Distribution of sterilized sanitary pads to rural women	Beneficiaries	1,00,000	-	10,000	-	10,000
SSW-03	Old Age Pension (Social Security Fund)	No.	43,75,000	8,12,493	7,00,000	4,24,116	7,25,000
WCD-02	Financial Assistance to dependent children(Social Security Fund)	No.	4,00,000	41,942	85,000	42,811	72,817
SSW(D)-01	National Social Assistance Programme (ACA)						
(i)	Indira Gandhi National Old Age Pension	No.	5,41,333	47,203	99,000	12,699	99,000
(ii)	National Family Benefit Programme	No.		373	11,000	730	1,650
(iii)	Indira Gandhi National Widow Pension Scheme	No.		5,618	5,500	17,206	11,000
(iv)	Indira Gandhi National Disabled Pension Scheme	No.		1,549	1,650	3,072	5,500
	NUTRITION						
NT(D)-01	Integrated Child Development Services	No.	51,64,530	267045	15,18,000	7,64,986	10,40,892

STATEMENT - III
SCHEDULED CASTES SUB PLAN 2017-18
Physical Targets & Achievements

Scheme code	Sub-head/Scheme/Item	Unit	12th Plan (2012-17) SCSP	SCSP 2015-16	SCSP 2016-17		SCSP 2017-18
			Target	Achievements	Target	Tentative Achievements	Target
1	2	3	4	5	6	7	8
NT(D)-02	Rajiv Gandhi Scheme for empowerment of adolescent girls- "Sabla"	No.	7,47,120	4,28,000	1,54,000		1,54,000
	HOUSING						
CS(HG-1)(i)	Pradhan Mantri Awaas Yojna (Rural)	Houses (Construction/ upgradation)	-	-	-	-	8,800
RDE(S)-02	Mukh Mantri Awaas Yojna (Rural)	Houses (Construction/ upgradation)	-	-	-	-	567
	URBAN DEVELOPMENT						
CS(UD)-38	National Urban Livelihood Mission (75:25)	Emp.Lac Man- Trainees (No) Beneficiaries	1.15 10,000 2,500	- - -	- - -		- - -
	DEFENCE SERVICES WELFARE						
DSW-02	Training scheme for the wards of ex-servicemen and others for entry to Technical/Non-Technical Trades of Defence/Para military forces.	No.	4,500	926	900		900
DSW-07	Provision for Grant of Rs. 5.00 lac each for purchase of	Families	50	1	1	-	-
	EMPLOYMENT GENERATION						
EG-02	Centre for Training and Employment of Punjab Youth (C-	Trainees	12,500	5,760	11,000	40,000	40,000
EG-07	Shaheed Bhagat Singh Yari Enterprises	Beneficiaries	-	-	-	-	1,00,000
EG-08	Shaheed Bhagat Singh Apni Gaddi Apna Rozgar scheme	Beneficiaries	-	-	-	-	1,00,000
EG-09	Shaheed Bhagat Singh Hara Tractor (35 to 50 HP)	Beneficiaries	-	-	-	-	25,000
	INDUSTRIAL TRAINING						
ITI-07	Provision of Free Text Books and Tool Kits to the Scheduled Castes	Beneficiaries	-	394	7,500	313	3,500

STATEMENT - IV

**SCHEDULED CASTES SUB PLAN 2017-18
SPECIAL CENTRAL ASSISTANCE PROGRAMME**

Subhead-wise Allocation, Expenditure and Physical Targets and Achievements

(₹ Lac)

Sr. No.	Subhead/Scheme	2015-16 Expenditure	2016-17				2017-18	
			Approved Outlay	Revised Outlay	Achievements		Approved Outlay	Physical Targets (Nos.)
					Financial	Physical (Nos)		
1	2	3	4	5	6	7	8	9
I	Welfare of SCs, BCs and Minorities							
A	Directorate of Welfare of SCs, BCs and Minorities	313.22	680.40	278.66	225.40	1622	1959.35	18556
B	Directorate of Scheduled Castes Sub Plan	852.10	5862.60	1510.56	994.48	10563	2193.20	21430
	Sub Total I (A+B)	1165.32	6543.00	1789.22	1219.88	12185	4152.55	39986
II	Animal Husbandry	78.10	182.00	82.00	1.07	0	141.00	1500
III	Dairy Development	0.00	21.00	0.00	0.00	0	68.00	972 camps
IV	Industries (Punjab Infotech)	69.71	154.00	77.61	3.62	0	330.00	3300
V	New and Renewable Sources of Energy (PEDA)	0.00	100.00	99.99	0.00	0	100.00	50 villages
	Grand Total (I-V)	1313.13	7000.00	2048.82	1224.57	12185	4791.55	44786 Bens, 972 camps, 50 Villages

STATEMENT - V
SCHEDULED CASTES SUB PLAN 2017-18
SPECIAL CENTRAL ASSISTANCE PROGRAMME
Scheme -wise Allocation and Expenditure

(₹ Lac)

Code No.	Subhead/Scheme	2015-16 Expenditure	2016-17			2017-18 Approved Outlay
			Approved Outlay	Revised Outlay	Expenditure	
1	2	3	4	5	6	7
I	WELFARE OF SCs, BCs & Minorities					
A	DIRECTORATE OF WELFARE OF SCs, BCs & Minorities					
SCA(SC)-1	Setting up of Institutes for training in typing and Stenography to below poverty line SCs	83.22	121.00	130.52	88.74	157.40
SCA(SC)-3	Providing of equipment and raw material in 24 Training-cum- production centres of Welfare Department	0.00	27.90	21.36	21.36	27.90
SCA(SC)-4	Strengthening of 108 community centres-Providing of equipment and raw material.	0.00	31.50	31.48	0.00	31.50
SCA(SC)-10	Creation of infrastructure facilities in villages having 50% or more SC population.	0.00	0.00	0.00	0.00	691.55
SCA(SC)-12	Capital subsidy to PSCFC under bank tie-up loaning programme	230.00	500.00	95.30	115.30	1000.00
SCA(SC)-18	Backend subsidy incentive for loaning schemes of PSCFC	0.00	0.00	0.00	0.00	51.00
	Sub-Total (A)	313.22	680.40	278.66	225.40	1959.35

STATEMENT - V
SCHEDULED CASTES SUB PLAN 2017-18
SPECIAL CENTRAL ASSISTANCE PROGRAMME
Scheme -wise Allocation and Expenditure

(₹ Lac)

Code No.	Subhead/Scheme	2015-16 Expenditure	2016-17			2017-18 Approved Outlay
			Approved Outlay	Revised Outlay	Expenditure	
1	2	3	4	5	6	7
B	DIRECTORATE OF SCHEDULED CASTES SUB PLAN					
SCA(SCSP)-1	Formulation/ Monitoring/ Review and Implementation of S.C.S.P.					
(i)	Computerization of Directorate of SCSP	4.90	12.00	9.10	6.50	13.50
(ii)	Strengthening of data base - Study tours and training etc.	0.00	1.00	0.10	0.00	1.00
SCA(SCSP)-2	Placing of SCA funds at the disposal of District Authorities (Mother Scheme)					
(i)	Deputy Commissioners	833.61	3491.00	979.22	968.78	1286.00
(ii)	District Welfare Officers	0.00	2327.00	492.84	0.00	857.10
SCA(SCSP)-4	Setting up of a Monitoring cell in the Directorate of SCSP for the purpose of survey/studies and evaluation.	13.59	31.60	29.30	19.20	35.60
	Sub- Total (B)	852.10	5862.60	1510.56	994.48	2193.20
	Total-I (A+B)	1165.32	6543.00	1789.22	1219.88	4152.55
II	ANIMAL HUSBANDRY					
SCA(AH)-1	Scheme for female buffalo calf rearing	50.00	50.00	50.00	0.00	51.00
SCA(AH)-2	Setting up of Goat/Sheep rearing units	20.00	20.00	20.00	0.00	50.00
SCA(AH)-4	Setting up of Turkey Units for BPL SCs.	3.30	7.00	7.00	1.07	0.00

STATEMENT - V
SCHEDULED CASTES SUB PLAN 2017-18
SPECIAL CENTRAL ASSISTANCE PROGRAMME
Scheme -wise Allocation and Expenditure

(₹ Lac)

Code No.	Subhead/Scheme	2015-16 Expenditure	2016-17			2017-18 Approved Outlay
			Approved Outlay	Revised Outlay	Expenditure	
1	2	3	4	5	6	7
SCA(AH)-6	Supply of hand driven chaff-cutter (Toka Machine) to landless/ marginal Scheduled Castes families.	4.80	5.00	5.00	0.00	40.00
SCA(AH)-8	Providing insurance cover to milch animals reared by Scheduled Caste families.	0.00	100.00	0.00	0.00	0.00
	Total-II	78.10	182.00	82.00	1.07	141.00
III	DAIRY DEVELOPMENT					
SCA(DD)-3	Capacity Building Programme for Scheduled castes Milk Producers (New Scheme)	0.00	21.00	0.00	0.00	68.00
	Total-III	0.00	21.00	0.00	0.00	68.00
IV	INDUSTRIES (PUNJAB INFOTECH)					
SCA(INFO)-1	Computer training to 10th & 12th pass BPL SC boys/girls through CAL-C.	69.71	154.00	77.61	3.62	330.00
	Total-IV	69.71	154.00	77.61	3.62	330.00
V	NEW AND RENEWABLE SOURCES OF ENERGY (PEDA)					
SCA(PEDA)-1	Providing LED based solar-photovoltaic street lights in villages having 50% or more SC population.	0.00	100.00	99.99	0.00	100.00
	Total-V	0.00	100.00	99.99	0.00	100.00
	Grand Total (I-V)	1313.13	7000.00	2048.82	1224.57	4791.55

STATEMENT - VI
SCHEDULED CASTES SUB PLAN 2017-18
SPECIAL CENTRAL ASSISTANCE PROGRAMME
Physical Targets and Achievements

Code No.	Subhead/Scheme	Unit	2015-16 Achievement	2016-17		2017-18 Targets
				Targets	Achievement	
1	2	3	4	5	6	7
I	WELFARE OF SCs, BCs & MINORITIES					
A	DIRECTORATE OF WELFARE OF SCs, BCs & MINORITIES					
SCA(SC)-1	Setting up of Institutes for training in typing and Stenography to below poverty line SCs	Trainees	180	180	113	156
SCA(SC)-3	Providing of equipment and raw material in 24 Training-cum- production centres of Welfare	Trainees	0	250	356	200
SCA(SC)-4	Strengthening of 108 community centres-Providing of equipment and raw material.	Trainees	0	900	0	780
SCA(SC)-10	Creation of infrastructure facilities in villages having 50% or more SC population.	Beneficiaries	0	0	0	6910
SCA(SC)-12	Capital subsidy to PSCFC under bank tie-up loaning programme	Beneficiaries	2300	5000	1153	10000
SCA(SC)-18	Backend subsidy incentive for loaning schemes of PSCFC	Beneficiaries	0	0	0	510
	Sub-Total (A)		2480	6330	1622	18556
B	DIRECTORATE OF SCHEDULED CASTES SUB					
SCA(SCSP)-2	Placing of SCA funds at the disposal of District Authorities (Mother Scheme)					
(i)	Deputy Commissioners	Beneficiaries /Trainees	9238	34910	10563	12860
(ii)	District Welfare Officers		0	23270	0	8570
	Sub-Total (B)		9238	58180	10563	21430
	Total-I (A+B)		11718	64510	12185	39986
II	ANIMAL HUSBANDRY					
SCA(AH)-1	Scheme for female buffalo calf rearing	Beneficiaries	500	500	0	500

STATEMENT - VI
SCHEDULED CASTES SUB PLAN 2017-18
SPECIAL CENTRAL ASSISTANCE PROGRAMME
Physical Targets and Achievements

Code No.	Subhead/Scheme	Unit	2015-16 Achievement	2016-17		2017-18 Targets
				Targets	Achievement	
1	2	3	4	5	6	7
SCA(AH)-2	Setting up of Goat/Sheep rearing units	Beneficiaries	200	200	0	500
SCA(AH)-4	Setting up of Turkey Units for BPL SCs.	Beneficiaries	165	175	0	0
SCA(AH)-6	Supply of hand driven chaff-cutter (Toka Machine) to landless/ marginal Scheduled Castes families.	Beneficiaries	80	83	0	500
SCA(AH)-8	Providing insurance cover to milch animals reared by Scheduled Caste families.	Beneficiaries	0	6200	0	0
	Total-I		945	7158	0	1500
III	DAIRY DEVELOPMENT					
SCA(DD)-3	Capacity Building Programme for Scheduled castes Milk Producers (New Scheme)	Camps	0	300	0	972
	Total-III		0	300	0	972
IV	INDUSTRIES (PUNJAB INFOTECH)					
SCA(INFO)-1	Computer training to 10th & 12th pass BPL SC boys/girls through CAL-C.	Trainees	2200	4400	0	3300
	Total-IV		2200	4400	0	3300
V	NEW AND RENEWABLE SOURCES OF ENERGY					
SCA(PEDA)-1	Providing LED based solar-photovoltaic street lights in villages having 50% or more SC population.	Villages	0	57	0	50
	Total-V		0	57	0	
	Grand Total (I-V)		14863	76068 Bens, 300 camps & 57 villages	12185 Bens,	44786 Bens, 972 camps, 50 Villages

STATEMENT - VII

**SCHEDULED CASTES SUB PLAN 2017-18
20 Point Programme (SC Families Assisted)**

(₹ Lac)

Code No.	Sub-head/Scheme	SCSP 2016-17							SCSP 2017-18				
		Approved Outlay			Targets (Bens.)	Financial Achievement			Physical Achievement (Bens.)	Estimates of SCSP Exp.			Targets (Bens.)
		CS	SS	Total		CS	SS	Total		CS	SS	Total	
1	2	3	4	5	6	7	8	9	10	11	12	13	14
1	SUB PARAMETER (i)												
	WELFARE OF SCs												
	DIRECTORATE OF WELFARE OF SCs, BCs AND MINORITIES												
CS(WSC)-05/01-34	Post matric Scholarship to SC students	53921.00	6079.00	60000.00	350000	29008.00	1548.00	30556.00	305000	49921.00	6079.00	56000.00	341000
	Total - 1	53921.00	6079.00	60000.00	350000	29008.00	1548.00	30556.00	305000	49921.00	6079.00	56000.00	341000
2	SUB PARAMETER (ii)												
(a)	SCA to SCSP Schemes												
I	ANIMAL HUSBANDRY												
SCA(AH)-1	Scheme for female buffalo calf rearing	50.00	0.00	50.00	500	0.00	0.00	0.00	0	51.00	0.00	51.00	500
SCA(AH)-2	Setting up of Goat/Sheep rearing units	20.00	0.00	20.00	200	0.00	0.00	0.00	0	50.00	0.00	50.00	500
SCA(AH)-4	Setting up of Turkey Units for BPL SCs	7.00	0.00	7.00	175	1.07	0.00	1.07	0	0.00	0.00	0.00	0
SCA(AH)-6	Supply of hand driven chaff-cutter (Toka Machine) to landless/marginal Scheduled Castes families	5.00	0.00	5.00	83	0.00	0.00	0.00	0	40.00	0.00	40.00	500
SCA(AH)-8	Providing insurance cover to milch animals reared by Scheduled Caste families	100.00	0.00	100.00	6200	0.00	0.00	0.00	0	0.00	0.00	0.00	0
	Total - 2a(I)	182.00	0.00	182.00	7158	1.07	0.00	1.07	0	141.00	0.00	141.00	1500

STATEMENT - VII

**SCHEDULED CASTES SUB PLAN 2017-18
20 Point Programme (SC Families Assisted)**

(₹ Lac)

Code No.	Sub-head/Scheme	SCSP 2016-17							SCSP 2017-18				
		Approved Outlay			Targets (Bens.)	Financial Achievement			Physical Achievement (Bens.)	Estimates of SCSP Exp.			Targets (Bens.)
		CS	SS	Total		CS	SS	Total		CS	SS	Total	
1	2	3	4	5	6	7	8	9	10	11	12	13	14
II	INDUSTRIES (PUNJAB INFOTECH)												
SCA (INFO)-1	Certificate Course in Computer Fundamentals and Office Applications for 10th Pass Boys/Girls through CAL-C.	154.00	0.00	154.00	4400	3.62	0.00	3.62	0	330.00	0.00	330.00	3300
	Total - 2a(II)	154.00	0.00	154.00	4400	3.62	0.00	3.62	0	330.00	0.00	330.00	3300
III	WELFARE OF SCs												
	(i) DIRECTORATE OF WELFARE OF SCs AND BCs												
SCA(SC)-1	Setting up of Institutes for training in typing and Stenography to below poverty line SCs	121.00	0.00	121.00	180	88.74	0.00	88.74	113	157.40	0.00	157.40	156
SCA(SC)-3	Providing of equipment and raw material in 24 Training-cum-production centres of Welfare Department.	27.90	0.00	27.90	250	21.36	0.00	21.36	356	27.90	0.00	27.90	200
SCA(SC)-4	Strengthening of 108 community centres-Providing of equipment and raw material.	31.50	0.00	31.50	900	0.00	0.00	0.00	0	31.50	0.00	31.50	780
SCA(SC)-10	Creation of infrastructure facilities in villages having 50% or more SC population.	0.00	0.00	0.00	0	0.00	0.00	0.00	0	691.55	0.00	691.55	6910
SCA(SC)-12	Capital subsidy to PSCFC under bank tie-up loaning programme.	500.00	0.00	500.00	5000	115.30	0.00	115.30	1153	1000.00	0.00	1000.00	10000
SCA(SC)-18	Backend subsidy incentive for loaning schemes of PSCFC	0.00	0.00	0.00	0	0.00	0.00	0.00	0	51.00	0.00	51.00	510
	Total - 2a(III)(i)	680.40	0.00	680.40	6330	225.40	0.00	225.40	1622	1959.35	0.00	1959.35	18556

STATEMENT - VII

**SCHEDULED CASTES SUB PLAN 2017-18
20 Point Programme (SC Families Assisted)**

(₹ Lac)

Code No.	Sub-head/Scheme	SCSP 2016-17							SCSP 2017-18				
		Approved Outlay			Targets (Bens.)	Financial Achievement			Physical Achievement (Bens.)	Estimates of SCSP Exp.			Targets (Bens.)
		CS	SS	Total		CS	SS	Total		CS	SS	Total	
1	2	3	4	5	6	7	8	9	10	11	12	13	14
(ii)	DIRECTORATE OF SCHEDULED CASTES SUB PLAN												
SCA (SCSP) -2	Placing of SCA funds at the disposal of District Authorities (Mother Scheme)												
(i)	Deputy Commissioners	3491.00	0.00	3491.00	34910	968.78	0.00	968.78	10563	1286.00	0.00	1286.00	12860
(ii)	District Welfare Officers	2327.00	0.00	2327.00	23270	0.00	0.00	0.00	0	857.10	0.00	857.10	8570
	Total - 2a(III)(ii)	5818.00	0.00	5818.00	58180	968.78	0.00	968.78	10563	2143.10	0.00	2143.10	21430
	Total - 2a(III)	6498.40	0.00	6498.40	64510	1194.18	0.00	1194.18	12185	4102.45	0.00	4102.45	39986
	Total - 2a	6834.40	0.00	6834.40	76068	1198.87	0.00	1198.87	12185	4573.45	0.00	4573.45	44786
(b)	NSFDC Concessional Loans Scheme												
	WELFARE OF SCs												
	PUNJAB SCHEDULED CASTES LAND DEVELOPMENT & FINANCE CORPORATION												
	Loan Scheme in collaboration with NSFDC	750.00	0.00	750.00	500	33.56	0.00	33.56	30	750.00	0.00	750.00	500
	Total - 2b	750.00	0.00	750.00	500	33.56	0.00	33.56	30	750.00	0.00	750.00	500
	Total - 2 (2a+2b)	7584.40	0.00	7584.40	76568	1232.43	0.00	1232.43	12215	5323.45	0.00	5323.45	45286
	Total (1+2)	61505.40	6079.00	67584.40	426568	30240.43	1548.00	31788.43	317215	55244.45	6079.00	61323.45	386286

STATEMENT - VIII

**SCHEDULED CASTES SUB PLAN 2017-18
Scheme-wise Estimates and Expenditure (Women Component)**

(₹ Lac)

Scheme code	Sub-head/Scheme	Women Share	12th Five Year SCSP (2012-17)		12th Plan SCSP Expenditure (2012-16)	SCSP 2016-17			SCSP 2017-18	
			Projected Outlay	Women Component		Approved Outlay	Women Component	Expenditure (Tentative)	Estimates of SCSP Expenditure	Women Component
1	2	3	4	5	6	7	8	9	10	11
I	SCIENCE, TECHNOLOGY AND ENVIRONMENT									
SR-07	Subsidy to students of Government Schools visiting the Science City	50%	625.00	312.50	87.50	50.00	25.00	25.00	50.00	25.00
SR-11	Assessment of level of fluoride and subsequent oxidative stress in pregnant SC women from fluoride endemic zone of Punjab and its prevention and management	100%	0.00	0.00	5.00	5.00	5.00	0.00	0.00	0.00
	Total (I)		625.00	312.50	92.50	55.00	30.00	25.00	50.00	25.00
II	SOCIAL SECURITY & WELFARE									
SSW-01	Janshree Bima Yojana for BPL families (Rural & Urban) (50% directly released to the LIC by Gol) (Scheme transferred to Health Deptt.)	50%	500.00	250.00	0.00	0.00	0.00	0.00	0.00	0.00
SSW-02	Aam Admi Bima Yojana (50% directly released to the LIC by Gol). (Scheme transferred to Health Deptt.)	50%	260.00	130.00	0.00	0.00	0.00	0.00	0.00	0.00
SSW-03	Old Age Pension (Social Security Fund)	50%	131250.00	65625.00	42238.85	35981.00	17990.50	12723.48	43500.00	21750.00
SSW-04	Financial Assistance to Disabled Persons (Social Security Fund)	50%	14250.00	7125.00	4576.58	4883.00	2441.50	1582.87	5700.00	2850.00

STATEMENT - VIII

**SCHEDULED CASTES SUB PLAN 2017-18
Scheme-wise Estimates and Expenditure (Women Component)**

(₹ Lac)

Scheme code	Sub-head/Scheme	Women Share	12th Five Year SCSP (2012-17)		12th Plan SCSP Expenditure (2012-16)	SCSP 2016-17			SCSP 2017-18	
			Projected Outlay	Women Component		Approved Outlay	Women Component	Expenditure (Tentative)	Estimates of SCSP Expenditure	Women Component
1	2	3	4	5	6	7	8	9	10	11
SSW-07	Setting up of Social Security Helpline for Women, Children, Older and Disabled Persons in each district	25%	100.00	0.00	2.38	0.00	0.00	0.00	0.00	0.00
WCD-02	Financial Assistance to dependent children (Social Security Fund)	50%	12000.00	6000.00	3769.23	4369.00	2184.50	1284.32	5100.00	2550.00
WCD-03	Financial Assistance to Widows & Destitute Women (Social Security Fund)	100%	26250.00	26250.00	18705.42	9767.00	9767.00	6695.26	11400.00	11400.00
WCD-05	Mai Bhago Vidya (EDU) Scheme (Free Bicycle to all girl students studying in class 9th to 12th)	100%	11250.00	11250.00	2500.00	704.00	704.00	695.00	736.00	736.00
WCD-06	Attendance scholarship to handicapped girl students in rural area	100%	135.00	135.00	11.94	25.00	25.00	1.57	50.00	50.00
WCD-07	Empowerment of Women-Mahila Jagriti Yojna	100%	250.00	250.00	0.00	0.00	0.00	0.00	0.00	0.00
WCD-08	Implementation of Swawlamban scheme-Vocational training programme for women	100%	250.00	250.00	0.00	0.50	0.50	0.00	0.00	0.00
WCD-10	Awareness programme for Domestic Violence Act -2005	100%	250.00	250.00	26.54	50.00	50.00	0.00	5.00	5.00
WCD-12	Distribution of sterilized sanitary pads to rural women	100%	500.00	500.00	0.00	50.00	50.00	0.00	1083.00	1083.00
WCD-14	Beti Bacho Beti Padho Campaign 100% GoI	100%	0.00	0.00	125.49	550.00	550.00	192.63	550.00	550.00

STATEMENT - VIII

**SCHEDULED CASTES SUB PLAN 2017-18
Scheme-wise Estimates and Expenditure (Women Component)**

(₹ Lac)

Scheme code	Sub-head/Scheme	Women Share	12th Five Year SCSP (2012-17)		12th Plan SCSP Expenditure (2012-16)	SCSP 2016-17			SCSP 2017-18	
			Projected Outlay	Women Component		Approved Outlay	Women Component	Expenditure (Tentative)	Estimates of SCSP Expenditure	Women Component
1	2	3	4	5	6	7	8	9	10	11
WCD-17	Distribution of Gas Stoves to beneficiaries under Pradhan Mantri Ujjwala Yojana (PMUY) scheme by State Level Coordinator, Oil Industries, Punjab	100%	0.00	0.00	0.00	0.00	0.00	0.00	0.50	0.50
CS(WCD)-17	Universalization of Women Helpline (100%-Gol)	100%	0.00	0.00	0.00	0.00	0.00	0.00	9.24	9.24
	Block Grant(s)									
BG(WCD)-5	Bebe Nanki Ladli Beti Kalyan Scheme-13th Finance Commission Grant for measures to improve Adverse Sex ratio	100%	19775.00	19775.00	5781.05	750.00	750.00	0.00	1000.00	1000.00
	CSS-Other schemes									
CS(WCD)-08	Establishment of State Resource Centre for Women under National Mission for Empowerment of Women (100% Gol)	100%	0.00	0.00		5.00	5.00	0.00	10.00	10.00
CS(WCD)-02	Maternity Benefit Programme (60:40) (previously: Indira Gandhi Matritva Sahyog Yojana (IGMSY)- Conditional Maternity Benefit Scheme) (CMB) (60:40)	100%	0.00	0.00	265.65	386.43	386.43	0.00	386.43	386.43
CS(WCD)-02(i)-19	Indira Gandhi Matritva Sahyog Yojana (IGMSY)- Conditional Maternity Benefit Scheme (CMB) (100% Gol) (Shifted from Non Plan) (merged with CS (WCD)-02)	100%	0.00	0.00		0.00	0.00	0.00	0.00	0.00
CS(WCD)-09	Umbrella Scheme For Protection and development of Women 100%	100%	0.00	0.00		0.00	0.00	0.00	0.00	0.00

STATEMENT - VIII

**SCHEDULED CASTES SUB PLAN 2017-18
Scheme-wise Estimates and Expenditure (Women Component)**

(₹ Lac)

Scheme code	Sub-head/Scheme	Women Share	12th Five Year SCSP (2012-17)		12th Plan SCSP Expenditure (2012-16)	SCSP 2016-17			SCSP 2017-18	
			Projected Outlay	Women Component		Approved Outlay	Women Component	Expenditure (Tentative)	Estimates of SCSP Expenditure	Women Component
1	2	3	4	5	6	7	8	9	10	11
	District Level Schemes									
	CSS--Flagship schemes									
SSW(D)-01	National Social Assistance Programme (ACA)									
SSW(D)-01(i)	Indira Gandhi National Old Age Pension	45%	16240.00	7795.20	4236.87	3009.60	1354.32	1714.08	2970.00	1336.50
SSW(D)-01(ii)	National Family Benefit Scheme	44%				330.00	145.20	64.11	330.00	145.20
SSW(D)-01(iii)	Indira Gandhi National Widow Pension Scheme	100%				396.00	396.00	645.24	412.50	412.50
SSW(D)-01(iv)	Indira Gandhi National Disabled Pension Scheme	45%				198.00	89.10	55.29	220.00	99.00
SSW(D)-01(v)	Administrative Expenses					0.00	0.00	0.00	0.00	0.00
	Total (II)		233260.00	145585.20	82239.99	61454.53	36889.05	25653.85	73462.67	44373.37
III	NUTRITION									
NT(D)-03	Nutrition (Kishori Shakti Yojana)	100%	1400.00	1400.00	191.73	140.00	140.00	107.12	140.00	140.00
NT(D)-04	Infrastructure/Basic amenities for Anganwari centres in the State (One time ACA 2011-12)	50%	5250.00	2625.00	272.35	0.00	0.00	0.00	0.00	0.00
	CSS-Flagship Schemes									
CS-NT(D)-16 NT(D)-01	Integrated Child Development Service (ICDS)									
NT(D)-01	Nutrition ICDS (50% of Actual Expenditure Reimburses by GoI) (50:50) (SNP) (GoI-GoP)	50%	84000.00	42000.00	7620.22	11200.00	5600.00	4117.54	11200.00	5600.00

STATEMENT - VIII

**SCHEDULED CASTES SUB PLAN 2017-18
Scheme-wise Estimates and Expenditure (Women Component)**

(₹ Lac)

Scheme code	Sub-head/Scheme	Women Share	12th Five Year SCSP (2012-17)		12th Plan SCSP Expenditure (2012-16)	SCSP 2016-17			SCSP 2017-18	
			Projected Outlay	Women Component		Approved Outlay	Women Component	Expenditure (Tentative)	Estimates of SCSP Expenditure	Women Component
1	2	3	4	5	6	7	8	9	10	11
NT(D)-02	Rajiv Gandhi Scheme for Empowerment of Adolescent Girls (RGSEAG)-SABLA (SNP 50:50) Training (60:40)	100%				1403.64	1403.64	1165.77	1403.79	1403.79
(NT(D)-02(i)/18	Rajiv Gandhi Scheme for Empowerment of Adolescent girls (SABLA) (60:40) (Shifted from Non Plan) (merged with NT(D)-02)	100%	4000.00	4000.00	2041.32	0.00	0.00	0.00	0.00	0.00
NT(D)-09	National Creche Scheme for the Children of Working Mothers (60:40)	100%	0.00	0.00	0.00	0.00	0.00	0.00	25.68	25.68
	Total (III)		94650.00	50025.00	10125.62	12743.64	7143.64	5390.43	12769.47	7169.47
IV	WELFARE OF SCs									
WSC-02	Grant-in-aid to PSCFC under One Time Settlement Scheme	20%	300.00	60.00	49.53	1.00	0.20	0.00	0.00	0.00
WSC-04	Financial Assistance to SC youth for Flying Training of Commercial Pilot License (ACA 2007-08)	20%	500.00	100.00	0.00	0.00	0.00	0.00	0.00	0.00
WSC-05(i)	Attendance scholarship to SC Primary girl students (Social Security Fund)	100%	15000.00	15000.00	3958.32	800.00	800.00	0.00	800.00	800.00
WSC-06(i)	Grant in aid to BPL SC students for purchase of School Uniforms, Shoes and School Bags etc.	50%	5000.00	2500.00	0.00	0.00	0.00	0.00	0.00	0.00
WSC-07	New Courses/ Vocational Training in ITIs for SC Students (Staff expenditure, scholarship to SC students etc.)	45%	5750.00	2587.50	639.19	700.00	315.00	119.45	900.00	405.00

STATEMENT - VIII

**SCHEDULED CASTES SUB PLAN 2017-18
Scheme-wise Estimates and Expenditure (Women Component)**

(₹ Lac)

Scheme code	Sub-head/Scheme	Women Share	12th Five Year SCSP (2012-17)		12th Plan SCSP Expenditure (2012-16)	SCSP 2016-17			SCSP 2017-18	
			Projected Outlay	Women Component		Approved Outlay	Women Component	Expenditure (Tentative)	Estimates of SCSP Expenditure	Women Component
1	2	3	4	5	6	7	8	9	10	11
WSC-09(i)	Ashirwad to SC Girls/Widows/Divorcees and the Daughters of Widows at the time of their marriages (Social Security Fund)	100%	30500.00	30500.00	32278.15	10000.00	10000.00	8986.05	13000.00	13000.00
WSC(D)-02	Award to SC Sports Students (6-12 classes)	50%	3075.00	1537.50	12.11	25.00	12.50	11.72	25.00	12.50
	CSS-Other schemes									
CS(WSC)-50	Scheme for Development of Scheduled Castes									
WSC-01	Share Capital Contribution to PSCFC (State Share 51% & GoI 49%)	26%	2454.38	638.14	542.46	1063.00	276.38	562.38	1889.00	491.14
	Total (IV)		62579.38	52923.14	37479.76	12589.00	11404.08	9679.60	16614.00	14708.64
V	MEDICAL AND PUBLIC HEALTH									
DHS-13	Mata Kaushaliya Kalyan Scheme	100%	2400.00	2400.00	330.00	0.00	0.00	0.00	0.00	0.00
DHS-14	Balri Rakshak Yojana	100%	150.00	150.00	1.17	96.00	96.00	0.42	128.00	128.00
DHS-24	Upgradation/Strengthening of Nursing services in the State (85:15)	100%	0.00	0.00	385.75	407.04	407.04	0.00	0.32	0.32
DHS-07	Punjab Nirogi Yojna (33:67)	50%	125.00	62.50	0.00	0.00	0.00	0.00	0.00	0.00
DHS-44	Bhagat Puran Singh Medical insurance scheme for poor people	47%	1300.00	611.00	305.50	6200.00	2914.00	2914.00	0.32	0.15
	CSS-Flagship Schemes									
DHS 01	National Rural Health Mission (NRHM) (60:40)	50%	49301.35	24650.68	4625.05	13184.00	6592.00	7600.25	14411.32	7205.66
	Total (V)		53276.35	27874.18	5647.47	19887.04	10009.04	10514.67	14539.96	7334.13

STATEMENT - VIII

**SCHEDULED CASTES SUB PLAN 2017-18
Scheme-wise Estimates and Expenditure (Women Component)**

(₹ Lac)

Scheme code	Sub-head/Scheme	Women Share	12th Five Year SCSP (2012-17)		12th Plan SCSP Expenditure (2012-16)	SCSP 2016-17			SCSP 2017-18	
			Projected Outlay	Women Component		Approved Outlay	Women Component	Expenditure (Tentative)	Estimates of SCSP Expenditure	Women Component
1	2	3	4	5	6	7	8	9	10	11
VI	EDUCATION									
A	Elementary Education									
EDE-05	Providing furniture for students at primary level in Government schools	50%	2480.00	1240.00	0.00	0.00	0.00	0.00	0.00	0.00
EDE-06	Provision of utensils for students for MDM	50%	310.00	155.00	31.00	0.00	0.00	0.00	0.00	0.00
EDE-13	Providing computers in Government Primary Schools	50%	0.00	0.00	0.00	0.00	0.00	0.00	620.00	310.00
EDE-14	Providing Furniture to Government Primary Schools	50%	0.00	0.00	0.00	0.00	0.00	0.00	1302.00	651.00
	CSS-Flagship Schemes									
EDE-03/ EDE-2	Mid Day Meal Scheme (MDM) (60:40)	50%	123097.28	61548.64	26938.55	15500.00	7750.00	7750.00	18600.00	9300.00
EDE-01	Sarv Sikhsha Abhiyan including Education Guarantee Scheme (EGS), National Program for Education of Girls at Elementary Level (NPEGEL) & Kasturba Gandhi Balika Vidyalaya (KGBV) (60:40)	50%	200260.00	100130.00	41972.90	46500.00	23250.00	15856.97	46500.00	23250.00
B	Secondary Education									
EDS-10	Opening of Adarsh schools in each block of the State (ACA 2007-08)	50%	2453.00	1226.50	0.00	0.00	0.00	0.00	0.00	0.00
EDS-17	Free education to girl students from class 9th to class 12th	100%	5000.00	5000.00	0.00	0.00	0.00	0.00	0.00	0.00
EDS-21	To promote sports in Punjab schools	25%	0.00	0.00	0.00	32.00	8.00	0.00	0.32	0.08

STATEMENT - VIII

**SCHEDULED CASTES SUB PLAN 2017-18
Scheme-wise Estimates and Expenditure (Women Component)**

(₹ Lac)

Scheme code	Sub-head/Scheme	Women Share	12th Five Year SCSP (2012-17)		12th Plan SCSP Expenditure (2012-16)	SCSP 2016-17			SCSP 2017-18	
			Projected Outlay	Women Component		Approved Outlay	Women Component	Expenditure (Tentative)	Estimates of SCSP Expenditure	Women Component
1	2	3	4	5	6	7	8	9	10	11
EDS-22	Dr. Hargobind Khurana scholarship for brilliant poor students	50%	0.00	0.00	276.30	640.00	320.00	65.71	640.00	320.00
EDS-27	Strengthening of Senior Secondary Girls Schools	100%	0.00	0.00	0.00	0.00	0.00	0.00	0.00	0.00
EDS-29	Strengthening of 162 Senior Secondary Girls Schools and Opening of 2 new Meritorious Schools (RIDF-XXI) (85:15)	100%	0.00	0.00	0.00	160.00	160.00	1584.36	1760.00	1760.00
EDS-30	Punjab Swasth Kanya Yojana	100%	0.00	0.00	0.00	2240.00	2240.00	0.00	0.32	0.32
EDS-31	Provision of education Facilities to the children of SC working as agricultural labourers	50%	0.00	0.00	0.00	250.00	125.00	0.00	1.00	0.50
EDS-38	Free Books to general category students of 9th and 10th class & all students of 11th and 12th class	50%	0.00	0.00	0.00	0.00	0.00	0.00	600.00	300.00
	CSS-other schemes									
CS(EDS)-40/EDS-02	Rashtriya Madhyamik Shiksha (RMSA) for universalization of Secondary Education (75:25)									
EDS-02/EDS-13	Rashtriya Madhyamik Shiksha Abhiyan (RMSA) for Universalization of Secondary Education (60:40)	50%	25000.00	12500.00	1876.86	9000.00	4500.00	2358.63	10000.00	5000.00
EDS-06/EDS-14	Construction and running of girls hostels for students of Secondary & Higher Secondary Schools (60:40)	100%	60.00	60.00	51.25	200.00	200.00	55.12	200.00	200.00

STATEMENT - VIII

SCHEDULED CASTES SUB PLAN 2017-18
Scheme-wise Estimates and Expenditure (Women Component)

(₹ Lac)

Scheme code	Sub-head/Scheme	Women Share	12th Five Year SCSP (2012-17)		12th Plan SCSP Expenditure (2012-16)	SCSP 2016-17			SCSP 2017-18	
			Projected Outlay	Women Component		Approved Outlay	Women Component	Expenditure (Tentative)	Estimates of SCSP Expenditure	Women Component
1	2	3	4	5	6	7	8	9	10	11
C	Higher Education									
HE-09	Preparing Rural students of Punjab for admission to Indian Institute of Technology	40%	140.00	56.00	12.25	0.00	0.00	0.00	0.00	0.00
HE-25	Construction of 5 new colleges in educational backward areas	40%	0.00	0.00	0.00	0.00	0.00	0.00	480.00	192.00
	Total (VI)		358800.28	181916.14	71159.10	74522.00	38553.00	27670.79	80703.64	41283.90
VII	TECHNICAL EDUCATION									
TE-10	Upgradation of Government Polytechnic for Girls, Patiala	100%	25.00	25.00	0.00	0.00	0.00	0.00	0.00	0.00
	Total (VII)		25.00	25.00	0.00	0.00	0.00	0.00	0.00	0.00
VIII	INDUSTRY AND MINERALS									
VSI-07	Setting up of District Artisan Hatt Centres for providing marketing facilities to the SC Artisans of the State	50%	500.00	250.00	0.00	0.00	0.00	0.00	0.00	0.00
VSI-09	Development of Human Resources in the field of IT/ITES (Shifted to IT department)	50%	625.00	312.50	0.00	0.00	0.00	0.00	0.00	0.00
	Total (VIII)		1125.00	562.50	0.00	0.00	0.00	0.00	0.00	0.00
IX	INFORMATION TECHNOLOGY									
IT-03/VSI-09	Development of Human Resources in the field of IT/ITES. (Shifted from Industry and Minerals subhead)	50%	0.00	0.00	0.00	0.40	0.20	0.00	0.40	0.20
	Total (IX)		0.00	0.00	0.00	0.40	0.20	0.00	0.40	0.20

STATEMENT - VIII

**SCHEDULED CASTES SUB PLAN 2017-18
Scheme-wise Estimates and Expenditure (Women Component)**

(₹ Lac)

Scheme code	Sub-head/Scheme	Women Share	12th Five Year SCSP (2012-17)		12th Plan SCSP Expenditure (2012-16)	SCSP 2016-17			SCSP 2017-18	
			Projected Outlay	Women Component		Approved Outlay	Women Component	Expenditure (Tentative)	Estimates of SCSP Expenditure	Women Component
1	2	3	4	5	6	7	8	9	10	11
X	COOPERATION									
CN-02	Financial Assistance to Dairy Cooperatives for Providing Milking machines & other equipments to Dairy Farms & Cooperative Societies	50%	125.00	62.50	0.00	0.00	0.00	0.00	0.00	0.00
	Total (X)		125.00	62.50	0.00	0.00	0.00	0.00	0.00	0.00
XI	RURAL DEVELOPMENT									
RDE(S)-01/RDE(S)-02	Mahatama Gandhi National Rural Employment Guarantee Scheme (90:10)	50%	52800.00	26400.00	21976.11	28000.00	14000.00	3882.96	25058.40	12529.20
RDS(D)-09	Mahila Kissan Shasaktikaran Pariyojana MKSP(CS:SS) (75:25)	100%	29.29	29.29	0.00	0.00	0.00	0.00	0.00	0.00
RDO(D)-04	Encouragement and improvement of Mahila Mandals for construction of buildings	100%	7500.00	7500.00	0.00	0.00	0.00	0.00	0.00	0.00
RDS(D)-01	Swaran Jayanti Gram Swa-Rozgar Yojna (75:25)	50%	1848.00	924.00	18.76	0.00	0.00	0.00	0.00	0.00
	CSS-Flagship Schemes									
RDS(S)-01	Strengthening/ Administration of DRDAs/Zila Parishads (60:40)	50%	0.00	0.00	163.79	125.00	62.50	133.11	250.00	125.00
RDS(D)-08	National Rural Livelihood Mission (NRLM) (60:40)	50%	50000.00	25000.00	368.89	440.00	220.00	96.56	477.74	238.87
RDE(S)-01	Pardhan Mantri Awaas Yojana(G) (60:40) Earlier: Indira Awaas Yojana	50%	6160.00	3080.00	778.96	800.00	400.00	0.00	16666.66	8333.33
RDE(S)-02	Mukh Mantri Awaas Yojana (Gramin/Rural)	50%	0.00	0.00	0.00	0.00	0.00	0.00	850.00	425.00
	Total (XI)		118337.29	62933.29	23306.50	29365.00	14682.50	4112.63	43302.80	21651.40

STATEMENT - VIII

**SCHEDULED CASTES SUB PLAN 2017-18
Scheme-wise Estimates and Expenditure (Women Component)**

(₹ Lac)

Scheme code	Sub-head/Scheme	Women Share	12th Five Year SCSP (2012-17)		12th Plan SCSP Expenditure (2012-16)	SCSP 2016-17			SCSP 2017-18	
			Projected Outlay	Women Component		Approved Outlay	Women Component	Expenditure (Tentative)	Estimates of SCSP Expenditure	Women Component
1	2	3	4	5	6	7	8	9	10	11
XII	URBAN DEVELOPMENT									
CS(UD)-38	National Urban Livelihood Mission (NULM) (60:40)	37%	1320.00	488.40	11.49	640.00	236.80	0.00	320.00	118.40
	Total (XII)		1320.00	488.40	11.49	640.00	236.80	0.00	320.00	118.40
XIII	LABOUR & LABOUR WELFARE									
	Employment Generation									
EG-06	Mai Bhago Armed Forces Preparatory Institute (for Girls), Mohali	100%	0.00	0.00	10.00	30.00	30.00	0.00	30.00	30.00
	Industrial Training									
ITI-07	Provision of Free Text Books and Tool Kits to the Scheduled Castes	35%	240.00	84.00	14.15	225.00	78.75	3.28	100.00	35.00
	Total (XIII)		240.00	84.00	24.15	255.00	108.75	3.28	130.00	65.00
XIV	HOME AFFAIRS AND JUSTICE									
HAI-15	Fast track courts to handle the cases relating to crime against women (Salary)	100%	0.00	0.00	0.00	0.25	0.25	0.00	0.00	0.00
	Total (XIV)		0.00	0.00	0.00	0.25	0.25	0.00	0.00	0.00
	Grand Total (I-XIV)		924363.30	522791.84	230086.58	211511.86	119057.31	83050.24	241892.94	136729.51

STATEMENT - IX

SCHEDULED CASTES SUB PLAN 2017-18
Scheme-wise Estimates and Expenditure
(Schemes having SCSP component from 50% to less than 100%)

(₹ Lac)

Scheme Code	Sub-head/Scheme	SCSP 2016-17				SCSP 2017-18		
		Plan Outlay	SCSP Outlay		%age of col. 4 to col. 3	Estimates of Expenditure 2017-18 (Eligible Portion)	Estimates of SCSP Expenditure	%age of col. 8 to col. 7
			Outlay	Expenditure (Tentative)				
1	2	3	4	5	6	7	8	9
	RURAL DEVELOPMENT							
	Special Programme for Rural Development							
	CSS-Flagship Scheme							
RDS(D)-08	National Rural Livelihood Mission (NRLM) (60:40)	880.00	440.00	193.12	50	955.48	477.74	50
	Rural Housing							
	District Level Scheme							
	CSS-Flagship Scheme							
RDE(S)-01	Pardhan Mantri Awaas Yojana(G) (60:40) Earlier:	1000.00	800.00	0.00	80	20833.33	16666.66	80
	Rural Employment							
	State Level Scheme							
	CSS-Flagship Scheme							
RDE(S)-01/RDE(S)-02	Mahatama Gandhi National Rural Employment Guarantee Scheme (90:10)	35000.00	28000.00	7765.92	80	31323.00	25058.40	80
	Other Rural Development Programme							
RDO(S)-12/ RDO(S)-14	Construction of toilets in the rural areas (NABARD) (85:15)	0.00	0.00	0	-	2815.20	2252.16	80
	Total	36880.00	29240.00	7959.04	79	55927.01	44454.96	79
	SCIENCE, TECHNOLOGY AND ENVIRONMENT							
SR-07	Subsidy to students of Government Schools visiting the Science City	100.00	50.00	50.00	50	100.00	50.00	50
	Total	100.00	50.00	50.00	50	100.00	50.00	50

STATEMENT - IX

SCHEDULED CASTES SUB PLAN 2017-18
Scheme-wise Estimates and Expenditure
(Schemes having SCSP component from 50% to less than 100%)

(₹ Lac)

Scheme Code	Sub-head/Scheme	SCSP 2016-17				SCSP 2017-18		
		Plan Outlay	SCSP Outlay		%age of col. 4 to col. 3	Estimates of Expenditure 2017-18 (Eligible Portion)	Estimates of SCSP Expenditure	%age of col. 8 to col. 7
			Outlay	Expenditure (Tentative)				
1	2	3	4	5	6	7	8	9
	CIVIL SUPPLIES							
CS-05	New Atta Dal Scheme	70000.00	49000.00	32600.00	70	0.00	0.00	-
CS-12	Smart Ration Card Scheme	0.00	0.00	0.00	-	50000.00	35000.00	70
	Total	70000.00	49000.00	32600.00	70	50000.00	35000.00	70
	GENERAL EDUCATION							
A	Elementary Education							
EDE-13	Providing computers in Government Primary Schools	0.00	0.00	0.00	-	1000.00	620.00	62
EDE-14	Providing Furniture to Government Primary Schools	0.00	0.00	0.00	-	2100.00	1302.00	62
	CSS-Flagship Schemes							
EDE-03/ EDE-2	Mid Day Meal Scheme (MDM) (60:40)	25000.00	15500.00	15500.00	62	30000.00	18600.00	62
EDE-01	Sarv Sikhsha Abhiyan including Education Guarantee Scheme (EGS), National Program for Education of Girls at Elementary Level (NPEGEL) & Kasturba Gandhi Balika Vidyalaya (KGBV) (60:40)	75000.00	46500.00	31713.94	62	75000.00	46500.00	62
B	Secondary Education							
	CSS-other schemes							
EDS-01/ EDS-2	Grant in aid Information and Communication Technology (ICT) in Punjab Schools (60:40)	1000.00	500.00	0.00	50	1000.00	500.00	50
EDS-02/EDS-13	Rashtriya Madhyamik Shiksha Abhiyan (RMSA) for Universalization of Secondary Education (60:40)	18000.00	9000.00	4717.26	50	20000.00	10000.00	50

STATEMENT - IX

SCHEDULED CASTES SUB PLAN 2017-18
Scheme-wise Estimates and Expenditure
(Schemes having SCSP component from 50% to less than 100%)

(₹ Lac)

Scheme Code	Sub-head/Scheme	SCSP 2016-17				SCSP 2017-18		
		Plan Outlay	SCSP Outlay		%age of col. 4 to col. 3	Estimates of Expenditure 2017-18 (Eligible Portion)	Estimates of SCSP Expenditure	%age of col. 8 to col. 7
			Outlay	Expenditure (Tentative)				
1	2	3	4	5	6	7	8	9
EDS-06/ EDS-14	Construction and running of girls hostels for students of Secondary & Higher Secondary Schools (60:40)	400.00	200.00	55.12	50	400.00	200.00	50
EDS-26	Vocationalisation of Education (60:40)	10000.00	5000.00	1325.96	50	5000.00	2500.00	50
CS(EDS)-41	Support for Educational Development including teachers training & Adult education.							
EDS-03	Sakshar Bharat Mission- 2012 (60:40) (Earlier name: Adult Education Programme)	2.00	1.00	0.00	50	0.00	0.00	-
C	Higher Education							
HE-20	Financial support to students from the poor/backward families (Blue Card holders families) admitted in IITs/IIMs and Government Institutes of National importance.	100.00	70.00	0.00	70	0.00	0.00	-
	Total	129502.00	76771.00	53312.28	59	134500.00	80222.00	60
	MEDICAL AND PUBLIC HEALTH							
	Director Health Services							
DHS-44	Bhagat Puran Singh Medical insurance scheme for poor people	10000.00	6200.00	6200.00	62	1.00	0.32	32
	CSS-Other Scheme							
DHS-03	Rashtriya Swasthya Bima Yojna for workers covered under BPL(60:40)	1000.00	620.00	50.26	62	333.00	206.46	62
	Total	11000.00	6820.00	6250.26	62	334.00	206.78	62

STATEMENT - IX

SCHEDULED CASTES SUB PLAN 2017-18
Scheme-wise Estimates and Expenditure
(Schemes having SCSP component from 50% to less than 100%)

(₹ Lac)

Scheme Code	Sub-head/Scheme	SCSP 2016-17				SCSP 2017-18		
		Plan Outlay	SCSP Outlay		%age of col. 4 to col. 3	Estimates of Expenditure 2017-18 (Eligible Portion)	Estimates of SCSP Expenditure	%age of col. 8 to col. 7
			Outlay	Expenditure (Tentative)				
1	2	3	4	5	6	7	8	9
	WELFARE OF SCs							
WSC-14	Inter-subvention scheme for SC and EWS students for higher and Technical Education	2000.00	1400.00	0.00	70	0.00	0.00	-
	Total	2000.00	1400.00	0.00	70	0.00	0.00	-
	SOCIAL SECURITY & WELFARE							
	State Level Schemes							
SSW-03	Old Age Pension (Social Security Fund)	71962.00	35981.00	25446.96	50	87000.00	43500.00	50
SSW-04	Financial Assistance to Disabled Persons (Social Security Fund)	9766.00	4883.00	3165.73	50	11400.00	5700.00	50
WCD-02	Financial Assistance to dependent children (Social Security Fund)	8738.00	4369.00	2568.64	50	10200.00	5100.00	50
WCD-03	Financial Assistance to Widows & Destitute Women (Social Security Fund)	19534.00	9767.00	6695.26	50	22800.00	11400.00	50
WCD-06	Attendance scholarship to handicapped girl students in rural area	50.00	25.00	1.57	50	100.00	50.00	50
WCD-08	Implementation of Swawlamban scheme-Vocational training programme for women	1.00	0.50	0.00	50	0.00	0.00	-
WCD-10	Awareness programme for Domestic Violence Act - 2005	100.00	50.00	0.00	50	10.00	5.00	50
WCD-12	Distribution of sterilized sanitary pads to rural women	100.00	50.00	0.00	50	2166.00	1083.00	50
WCD-14	Beti Bacho Beti Padho Campaign 100% Gol	1100.00	550.00	192.63	50	1100.00	550.00	50

STATEMENT - IX

SCHEDULED CASTES SUB PLAN 2017-18
Scheme-wise Estimates and Expenditure
(Schemes having SCSP component from 50% to less than 100%)

(₹ Lac)

Scheme Code	Sub-head/Scheme	SCSP 2016-17				SCSP 2017-18		
		Plan Outlay	SCSP Outlay		%age of col. 4 to col. 3	Estimates of Expenditure 2017-18 (Eligible Portion)	Estimates of SCSP Expenditure	%age of col. 8 to col. 7
			Outlay	Expenditure (Tentative)				
1	2	3	4	5	6	7	8	9
WCD-17	Distribution of Gas Stoves to beneficiaries under Pradhan Mantri Ujjwala Yojana (PMUY) scheme by State Level Coordinator, Oil Industries, Punjab	0.00	0.00	0.00	-	1.00	0.50	50
	Block Grant(s)							
BG-5 (WCD)-04(i)	Bebe Nanki Ladli Beti Kalyan Scheme-measures to improve Adverse Sex ratio (State funded w.e.f 2015-16 RE)	1500.00	750.00	0.00	50	2000.00	1000.00	50
	CSS-Other schemes							
CS(WCD)-08	Establishment of State Resource Centre for Women under National Mission for Empowerment of Women (100% GoI)	10.00	5.00	0.00	50	20.00	10.00	50
CS(WCD)-02	Maternity Benefit Programme (60:40) (previously: Indira Gandhi Matritva Sahyog Yojana (IGMSY)-Conditional Maternity Benefit Scheme) (CMB) (60:40)	702.60	386.43	0.00	55	702.60	386.43	55
WCD-01	Integrated Child Protection Scheme (ICPS) (60:40)	3500.00	1925.00	833.49	55	2000.00	1100.00	55
	Total (State Level)	117063.60	58741.93	38904.28	50	139499.60	69884.93	50
	District Level Schemes							
	CSS--Flagship schemes							
SSW(D)-01	National Social Assistance Programme (ACA)							
SSW(D)-01(i)	Indira Gandhi National Old Age Pension	5472.00	3009.60	3809.07	55	5400.00	2970.00	55
SSW(D)-01(ii)	National Family Benefit Scheme	600.00	330.00	145.70	55	600.00	330.00	55
SSW(D)-01(iii)	Indira Gandhi National Widow Pension Scheme	720.00	396.00	645.24	55	750.00	412.50	55

STATEMENT - IX

SCHEDULED CASTES SUB PLAN 2017-18
Scheme-wise Estimates and Expenditure
(Schemes having SCSP component from 50% to less than 100%)

(₹ Lac)

Scheme Code	Sub-head/Scheme	SCSP 2016-17				SCSP 2017-18		
		Plan Outlay	SCSP Outlay		%age of col. 4 to col. 3	Estimates of Expenditure 2017-18 (Eligible Portion)	Estimates of SCSP Expenditure	%age of col. 8 to col. 7
			Outlay	Expenditure (Tentative)				
1	2	3	4	5	6	7	8	9
SSW(D)-01(iv)	Indira Gandhi National Disabled Pension Scheme	360.00	198.00	122.87	55	400.00	220.00	55
	Total (District level)	7152.00	3933.60	4722.88	55	7150.00	3932.50	55
	Total (State + District)	124215.60	62675.53	43627.16	50	146649.60	73817.43	50
	NUTRITION							
	District Level Scheme							
NT(D)-03	Nutrition (Kishori Shakti Yojana)	200.00	140.00	107.12	70	200.00	140.00	70
NT(D)-08	NABARD Aided Project for Construction of Buildings of Anganwadi Centres in the State RIDF-XX (85:15) (NABARD:State Government)	1883.74	1318.62	114.24	70	1000.00	700.00	70
	CSS-Flagship Schemes							
CS-NT(D)-16	Integrated Child Development Services							
NT(D)-01	Nutrition ICDS (50% of Actual Expenditure Reimburses by GoI) (50:50) (SNP) (GoI-GoP)	16000.00	11200.00	8235.08	70	16000.00	11200.00	70
	NT(D)-04 Construction of Buildings of Anganwadi Centres under Re-structured ICDS Scheme (60:40).(GoI:GoP)	3000.00	2100.00	624.90	70	3000.00	2100.00	70
	NT(D)-07 National Nutrition Mission(60:40) (GoI-GoP)	1.00	0.70	0.00	70	0.00	0.00	-
	CSS-Other scheme							
NT(D)-02	Rajiv Gandhi Scheme for Empowerment of Adolescent Girls (RGSEAG)-SABLA (SNP 50:50) Training (60:40)	2005.20	1403.64	1165.77	70	2005.20	1403.79	70
	Total	23089.94	16162.96	10247.11	70	22205.20	15543.79	70

STATEMENT - IX

SCHEDULED CASTES SUB PLAN 2017-18
Scheme-wise Estimates and Expenditure
(Schemes having SCSP component from 50% to less than 100%)

(₹ Lac)

Scheme Code	Sub-head/Scheme	SCSP 2016-17				SCSP 2017-18		
		Plan Outlay	SCSP Outlay		%age of col. 4 to col. 3	Estimates of Expenditure 2017-18 (Eligible Portion)	Estimates of SCSP Expenditure	%age of col. 8 to col. 7
			Outlay	Expenditure (Tentative)				
1	2	3	4	5	6	7	8	9
	LABOUR & LABOUR WELFARE							
	Labour							
LW-01	Rehabilitation of bonded labourers (50:50)	20.00	10.00	0.00	50	220.00	110.00	50
LW-04	Child Labour-Rehabilitation Funds	20.00	10.00	10.00	50	50.00	25.00	50
	Total	40.00	20.00	10.00	50	270.00	135.00	50
	Grand Total	396827.54	242139.49	154055.85	61	409985.81	249429.96	61

STATEMENT - X
SCHEDULED CASTES SUB PLAN 2017-18
Scheme-wise Estimates and Expenditure
Exclusive Schemes for the Benefit of Scheduled Castes

(₹ Lac)

Scheme Code	Sub-head/Scheme	SCSP 2016-17		Estimates of Expenditure 2017-18 (Eligible Portion)			SCSP 2017-18			
		Approved Outlay	Expenditure (Tentative)	CS	SS	Total	Estimates of SCSP Expenditure			Capital Content out of Col. 10
							CS	SS	Total	
1	2	3	4	5	6	7	8	9	10	11
	DAIRY DEVELOPMENT									
DD-05	Promotion of Dairy farming as livelihood for SC beneficiaries	50.00	5.00	0.00	50.00	50.00	0.00	50.00	50.00	0.00
	Total	50.00	5.00	0.00	50.00	50.00	0.00	50.00	50.00	0.00
	RURAL DEVELOPMENT									
	Other Rural Development Programme									
RDO(S)-21	Modernisation and improvement of the villages where SC population is more than 34 to 50 percent	380.00	0.00	0.00	1.00	1.00	0.00	1.00	1.00	1.00
	Total	380.00	0.00	0.00	1.00	1.00	0.00	1.00	1.00	1.00
	NON-CONVENTIONAL SOURCES OF ENERGY									
NC-14	Pilot project for Solar Roof top for SCs under Off Grid Solar Programme (CS:SS) (50:50)	1.00	0.00	0.00	0.00	0.00	0.00	0.00	0.00	0.00
	Total	1.00	0.00	0.00	0.00	0.00	0.00	0.00	0.00	0.00
	INDUSTRY AND MINERALS									
	New scheme									
VSI-23	State scheme for awareness and Entrepreneurship Development to promote SC/STs under Stand up India Project	0.00	0.00	0.00	55.00	55.00	0.00	55.00	55.00	0.00
	Total	0.00	0.00	0.00	55.00	55.00	0.00	55.00	55.00	0.00
	SCIENCE, TECHNOLOGY AND ENVIRONMENT									
SR-11	Assessment of level of fluoride and subsequent oxidative stress in pregnant SC women from fluoride endemic zone of Punjab and its prevention and management	5.00	0.00	0.00	0.00	0.00	0.00	0.00	0.00	0.00

STATEMENT - X
SCHEDULED CASTES SUB PLAN 2017-18
Scheme-wise Estimates and Expenditure
Exclusive Schemes for the Benefit of Scheduled Castes

(₹ Lac)

Scheme Code	Sub-head/Scheme	SCSP 2016-17		Estimates of Expenditure 2017-18 (Eligible Portion)			SCSP 2017-18			
		Approved Outlay	Expenditure (Tentative)	CS	SS	Total	Estimates of SCSP Expenditure			Capital Content out of Col. 10
							CS	SS	Total	
1	2	3	4	5	6	7	8	9	10	11
SR-12	Empowerment and socio-economic development of SC Communities including girl science students through technology interventions in horticulture, biotechnology & related ventures (earlier: Socio-economic development of Scheduled Caste Communities through technology interventions in horticulture and related ventures)	10.00	0.00	0.00	0.00	0.00	0.00	0.00	0.00	0.00
	Total	15.00	0.00	0.00	0.00	0.00	0.00	0.00	0.00	0.00
	ECOLOGY & ENVIRONMENT									
EE-17	Strengthening Livelihood activities for local SC women through wise use of resources and conservation of state wetlands (earlier-Livelihood Generation to Local Rural SC women through preparation of handicraft from water hyacinth weed)	20.00	0.00	0.00	0.00	0.00	0.00	0.00	0.00	0.00
	Total	20.00	0.00	0.00	0.00	0.00	0.00	0.00	0.00	0.00
	GENERAL EDUCATION									
	Secondary Education									
EDS-31	Provision of education Facilities to the children of SC working as agricultural labourers	250.00	0.00	0.00	1.00	1.00	0.00	1.00	1.00	0.00
	Total	250.00	0.00	0.00	1.00	1.00	0.00	1.00	1.00	0.00
	WELFARE OF SCs									
	State Level Schemes									
WSC-02	Grant-in-aid to PSCFC under One Time Settlement Scheme	1.00	0.00	0.00	0.00	0.00	0.00	0.00	0.00	0.00
WSC-03	Houses to Houseless SCs in Rural & Urban Areas	2500.00	0.00	0.00	7000.00	7000.00	0.00	7000.00	7000.00	0.00
WSC-05(i)	Attendance scholarship to SC Primary girl students	800.00	0.00	0.00	800.00	800.00	0.00	800.00	800.00	0.00

STATEMENT - X
SCHEDULED CASTES SUB PLAN 2017-18
Scheme-wise Estimates and Expenditure
Exclusive Schemes for the Benefit of Scheduled Castes

(₹ Lac)

Scheme Code	Sub-head/Scheme	SCSP 2016-17		Estimates of Expenditure 2017-18 (Eligible Portion)			SCSP 2017-18			
		Approved Outlay	Expenditure (Tentative)	CS	SS	Total	Estimates of SCSP Expenditure			Capital Content out of Col. 10
							CS	SS	Total	
1	2	3	4	5	6	7	8	9	10	11
WSC-07	New Courses/Vocational Training in ITIs for SC Students (Staff expenditure, scholarship to SC students etc.)	700.00	265.44	0.00	900.00	900.00	0.00	900.00	900.00	0.00
WSC-09(i)	Ashirwad to SC Girls/Widows/ Divorcees and the Daughters of Widows at the time of their marriages	10000.00	8986.05	0.00	13000.00	13000.00	0.00	13000.00	13000.00	0.00
WSC-10	Assistance to NGOs, Trusts and other Social Institutions for Solemnizing Mass Marriages for SC couples	100.00	0.00	0.00	100.00	100.00	0.00	100.00	100.00	0.00
WSC-12	Construction of building for the Welfare Department at the State Headquarter	1.00	0.00	1.00	1.00	2.00	1.00	1.00	2.00	2.00
WSC-13	Financial Assistance to SCs for starting professional practice after completion of professional courses (Matching share from SCA - 100% grant)	0.00	0.00	0.00	0.00	0.00	0.00	0.00	0.00	0.00
	New Scheme									
WSC-50	Loan waiver scheme for PSCFC	0.00	0.00	0.00	1766.00	1766.00	0.00	1766.00	1766.00	0.00
	CSS-Other schemes									
CS(WSC)-05/01-34-	Scholarship for Post Matric Students for Scheduled Castes (100% GoI, over and above committed liability of State Government) (Shifted from Non Plan)	60000.00	32075.81	49921.00	6079.00	56000.00	49921.00	6079.00	56000.00	0.00
CS(WSC)-02	Babu Jagjivan Ram Chhatrawas Yojana- Construction of Hostels for SC Girls in Schools/Colleges (100% GoI)	1000.00	47.62	1000.00	0.00	1000.00	1000.00	0.00	1000.00	1000.00
CS(WSC)-05/03-33	Babu Jagjivan Ram Chhatrawas Hostels for SC Boys & Girls in Schools & Colleges. (50:50) (GoI:GoP) (Shifted from Non Plan)	200.00	31.05	100.00	100.00	200.00	100.00	100.00	200.00	200.00

STATEMENT - X
SCHEDULED CASTES SUB PLAN 2017-18
Scheme-wise Estimates and Expenditure
Exclusive Schemes for the Benefit of Scheduled Castes

(₹ Lac)

Scheme Code	Sub-head/Scheme	SCSP 2016-17		Estimates of Expenditure 2017-18 (Eligible Portion)			SCSP 2017-18			
		Approved Outlay	Expenditure (Tentative)	CS	SS	Total	Estimates of SCSP Expenditure			Capital Content out of Col. 10
							CS	SS	Total	
1	2	3	4	5	6	7	8	9	10	11
CS(WSC)-06/10-50	Implementation of Protection of Civil Rights Act - 1955 and the Scheduled Caste & the Scheduled Tribes (Prevention of Atrocities Act 1989) (Shifted from Non Plan) (50:50)	1000.00	420.97	250.00	250.00	500.00	250.00	250.00	500.00	0.00
WSC-01	Share Capital Contribution to PSCFC (State Share 51% & GoI 49%)	1063.00	2163.00	1347.00	542.00	1889.00	1347.00	542.00	1889.00	1889.00
CS(WSC)-04	Pre-Matric Scholarship for Scheduled Caste Students Studying in Class ixth and xth (100% GOI) (Direct release w.e.f. 2016-17)	5257.00	0.00	70.00	0.00	70.00	70.00	0.00	70.00	0.00
CS(WSC)-07	Upgradation of Merit of SC Students (100% GoI)	71.00	0.00	71.00	0.00	71.00	71.00	0.00	71.00	0.00
CS(WSC)-53	Pradhan Mantri Adarsh Gram Yojana (PMAGY) in SC Villages (50:50)	1.00	940.00	500.00	500.00	1000.00	500.00	500.00	1000.00	1000.00
	Total (State Level)	82694.00	44929.93	53260.00	31038.00	84298.00	53260.00	31038.00	84298.00	4091.00
	District Level Schemes									
WSC(D)-01	Construction of Dr. B.R. Ambedkar Bhawans and their operation	2485.00	315.00	0.00	2825.00	2825.00	0.00	2825.00	2825.00	2600.00
WSC(D)-02	Award to SC Sports Students (6-12 classes)	25.00	23.45	0.00	25.00	25.00	0.00	25.00	25.00	0.00
	Total (District Level)	2510.00	338.45	0.00	2850.00	2850.00	0.00	2850.00	2850.00	2600.00
	Total (State + District)	85204.00	45268.38	53260.00	33888.00	87148.00	53260.00	33888.00	87148.00	6691.00
	LABOUR & LABOUR WELFARE									
	Industrial Training									
ITI-07	Provision of Free Text Books and Tool Kits to the Scheduled Castes	225.00	9.37	0.00	100.00	100.00	0.00	100.00	100.00	0.00
	Total	225.00	9.37	0.00	100.00	100.00	0.00	100.00	100.00	0.00
	Grand Total	86145.00	45282.75	53260.00	34095.00	87355.00	53260.00	34095.00	87355.00	6692.00

PART-III

BASIC DATA FOR SCs IN PUNJAB

Table –1

LIST OF SCHEDULED CASTES IN PUNJAB

In Punjab, 38 castes have been listed in the Scheduled Castes and Scheduled Tribe Amendment Act, 1976 (No.108, Dated 18th September, 1976) of the Ministry of Home Affairs, New Delhi. Now vide notification Amendment Act 31 of 2007 –(w.e.f. 29-8-2007) issued by the Ministry of Law and Justice, Mahatam, Rai Sikh has been inserted as 39th caste in Scheduled Castes list of Punjab. No Tribe has been scheduled in the State under the Presidential Orders. Following Castes are Scheduled Castes in the State of Punjab: -

S.No.	Castes	S.No.	Castes
1	Ad-dharmi	30	Gagra
2	Od	31	Khatik
3	Pasi	32	Kori-Koli
4	Parna	33	Marija,Marecha
5	Pherera	34	Mazhabi, Mazhabi Sikh.
6	Sanhai	35	Megh
7	Sansi, Bhedkut, Manesh	36	Nat
8	Sansoi	37	Sanhal
9	Sapala	38	Mochi
10	Sarera	39	Mahatam, Rai Sikh
11	Sikligar		
12	Ganadhila, Gadeil		
13	Kabirpanthi, Julaha		
14	Sirkiband		
15	Balmiki, Chura, Bhangi		
16	Bangali		
17	Barar, Burar or Berar		
18	Batwal		
19	Bauria, Bewaria		
20	Bazigar		
21	Bhanjara		
22	Chamar, Jatia Chamar, Rehgar, Raigar, Ramdasi, Ravidasi, Ramdasia, Ramdasia Sikh, Ravidasia, Ravidasia Sikh,		
23	Chanal		
24	Dagi		
25	Darain		
26	Deha,Dhaya,Dhea		
27	Dhanak		
28	Dhogri,Dhangri,Siggi		
29	Dumna,Mahasha,Doom		

Table –2

**POPULATION AND DECENNIAL GROWTH IN PUNJAB /
INDIA FROM 1981 TO 2011**

Particulars	1981	1991	2001	2011
1	2	3	4	
Punjab				
Total Population	1,67,83,915	2,02,81,969	2,43,58,999	2,77,43,338
Scheduled Castes Population	45,11,703	57,42,528	70,28,723	88,60,179
Percentage of Scheduled Castes Population to total Population	26.90	28.31	28.85	31.94
India				
Total Population	66,52,87,849	84,63,82,688	1,02,86,10,328	1,21,05,69,573
Scheduled Castes Population	10,47,54,623	13,82,23,277	166635700	20,13,78,086
Percentage of Scheduled Castes Population to total Population	15.73	16.32	16.20	16.60
Decennial Growth Rate of Punjab (in %age)				
Total Population	23.89	20.80	20.10	13.89
Scheduled Castes Population	34.74	27.28	22.39	26.06
Decennial Growth Rate of India (in %age)				
Total Population	25.00	23.85	21.53	17.70
Scheduled Castes Population	30.95	31.99	20.55	20.85

Source : Census 2011

Table-3

RURAL AND URBAN SC VIS-À-VIS TOTAL POPULATION

(in Lac)

Sr. No.	Item	Total	SC	%age of col. 4 to col.3
1	2	3	4	5
1.	Rural	173.44 (62.52%)	64.97 (73.33%)	34.45
2	Urban	103.99 (37.48%)	26.63 (26.67%)	22.72
	Total	277.43	88.60	31.94

Source : Census 2011

Table-4**DISTRICT WISE DETAIL OF TOTAL POPULATION AND SC POPULATION**

Sr. No.	District	Total Population	SC Population	Percentage (col.4 to col.3)
1	2	3	4	5
1	Amritsar	2490656	770864	30.95
2	Barnala	595527	192001	32.24
3	Bathinda	1388525	450473	32.44
4	Faridkot	617508	240328	38.92
5	Fatehgarh Sahib	600163	192493	32.07
6	Firozpur	2029074	855726	42.17
7	Gurdaspur	2298323	580576	25.26
8	Hoshiarpur	1586625	557504	35.14
9	Jalandhar	2193590	854444	38.95
10	Kapurthala	815168	276707	33.94
11	Ludhiana	3498739	923358	26.39
12	Mansa	769751	258878	33.63
13	Moga	995746	363417	36.50
14	Sri Muktsar Sahib	901896	381554	42.31
15	SBS Nagar	612310	260284	42.51
16	Patiala	1895686	465359	24.54
17	Rupnagar	684627	180905	26.42
18	S.A.S. Nagar	994628	216231	21.73
19	Sangrur	1655169	461609	27.87
20	Taran Tarn	1119627	377468	33.71
	Total	27743338	8860179	31.94

Source: Census 2011

Table -5

DISTRICT-WISE RURAL AND URBAN POPULATION OF SCHEDULED CASTES

Sr. No.	District	Scheduled Caste Population						Total Population	%age of SC Population to Total Population
		Rural			Urban				
		Total	Male	Female	Total	Male	Female		
1	2	3	4	5	6	7	8	9	10
1	Amritsar	464984	244254	220730	305880	161723	144157	770864	30.95
2	Barnala	133435	70636	62799	58566	30933	27633	192001	32.24
3	Bathinda	321533	169244	152289	128940	67692	61248	450473	32.44
4	Faridkot	171199	90303	80896	69129	36264	32865	240328	38.92
5	Fatehgarh Sahib	154570	81690	72880	37923	20192	17731	192493	32.07
6	Firozpur	709922	369036	340886	145804	76425	69379	855726	42.17
7	Gurdaspur	435930	228541	207389	144646	76353	68293	580576	25.26
8	Hoshiarpur	465037	236295	228742	92467	48027	44440	557504	35.14
9	Jalandhar	515342	264466	250876	339102	177658	161444	854444	38.95
10	Kapurthala	212013	110167	101846	64694	33734	30960	276707	33.94
11	Ludhiana	559471	294159	265312	363887	193680	170207	923358	26.39
12	Mansa	217553	114644	102909	41325	21667	19658	258878	33.63
13	Moga	307098	162624	144474	56319	29794	26525	363417	36.50
14	Sri Muktsar Sahib	295179	155136	140043	86375	45337	41031	381554	42.31
15	SBS Nagar	212889	108494	104395	47395	24541	22854	260284	42.51

Sr. No.	District	Scheduled Caste Population						Total Population	%age of SC Population to Total Population
		Rural			Urban				
		Total	Male	Female	Total	Male	Female		
1	2	3	4	5	6	7	8	9	10
16	Patiala	348587	183424	165163	116772	61079	55693	465359	24.54
17	Rupnagar	138597	72349	66248	42308	21985	20323	180905	26.42
18	S.A.S. Nagar	132713	70327	62386	83518	44056	39462	216231	21.73
19	Sangrur	361376	191723	169653	100233	52508	47725	461609	27.88
20	Taran Tarn	339558	178817	160741	37910	19898	18012	377468	33.71
	Total	6496986 (73.33%)	3396329	3100657	2363193 (26.67%)	1243546	1119647	8860179	31.94

Figures in the brackets represents the %age with total SC population

Source : Census 2011

Table -6**SC Households vis-à-vis total households in Punjab State**

(No.)				
Area	House Condition	Total Households	SC households	%age of Col. 4 to Col. 3
1	2	3	4	5
Total	Total	54,09,699	18,66,878	34.51
	Good	26,98,009	6,24,392	23.14
	Livable	23,52,081	10,29,335	43.76
	Dilapidated	3,59,609	2,13,151	59.27
Rural	Total	33,15,632	13,02,197	39.27
	Good	14,97,764	3,92,070	26.18
	Livable	15,68,078	7,51,795	47.94
	Dilapidated	2,49,790	1,58,332	63.39
Urban	Total	20,94,067	5,64,681	26.97
	Good	12,00,245	2,32,322	19.36
	Livable	7,84,003	2,77,540	35.40
	Dilapidated	1,09,819	54,819	49.92

Source : Census 2011

Table -6-A**SC Households in Punjab vis-à-vis total SC households in India****(No.)**

Area	Condition of houses	SC households in India	SC households in Punjab	%age of Col. 4 to Col. 3
1	2	3	4	5
Total	Total	4,42,26,917	18,66,878	4.22
	Good	1,90,13,387	6,24,392	3.28
	Livable	2,16,49,238	10,29,335	4.75
	Dilapidated	35,64,292	2,13,151	5.98
Rural	Total	3,29,19,665	13,02,197	3.96
	Good	1,26,50,937	3,92,070	3.10
	Livable	1,73,09,458	7,51,795	4.34
	Dilapidated	29,59,270	1,58,332	5.35
Urban	Total	1,13,07,252	5,64,681	4.99
	Good	63,62,450	2,32,322	3.65
	Livable	43,39,780	2,77,540	6.40
	Dilapidated	6,05,022	54,819	9.06

Source : Census 2011

Table -7

GENERAL VIZ-A-VIZ SC FAMILIES (RURAL AND URBAN) BELOW THE POVERTY LINE IN PUNJAB

Sr. No	Families	Total families (in lac) *			Below Poverty Line families @ (in lac)			% age of BPL families to the total families (Col. 8 to Col. 5)
		Rural	Urban	Total	Rural	Urban	Total	
1	2	3	4	5	6	7	8	9
I	Non SC families	19.24	11.70	30.94	1.10	0.92	2.02	6.53
II	SC families	9.49	3.05	12.54	2.34	0.87	3.21	25.60
	Total	28.73	14.75	43.48	3.44	1.79	5.23	12.03

Source : * Census 2001, @ Rural Development Deptt. (2002) and SUDA (2004), Punjab

Table -8
NUMBER AND AREA OF OPERATIONAL HOLDINGS WITH
SCHEDULED CASTES

Sr. No.	Size class (In hac)		No. of operational holdings				Area operated (in hac)			
			individual	joint	Instit- utional	Total	individual	joint	Instit- utional	Total
1	2		3	4	5	6	7	8	9	10
1	Below 0.5	M	13533	0	0	13533	4260.15	0.00	0.00	4260.15
		F	289	0	0	289	87.38	0.00	0.00	87.38
		T	13822	0	0	13822	4347.53	0.00	0.00	4347.53
2	(0.5-1.0)	M	12019	15	0	12034	8855.61	10.99	0.00	8866.60
		F	189	0	0	189	148.69	0.00	0.00	148.69
		T	12208	15	0	12223	9004.30	10.99	0.00	9015.29
Marginal		M	25552	15	0	25567	13115.76	10.99	0.00	13126.75
		F	478	0	0	478	236.07	0.00	0.00	236.07
		T	26030	15	0	26045	13351.83	10.99	0.00	13362.82
3	(1.0-2.0)	M	14065	15	0	14080	18870.57	20.10	0.00	18890.67
		F	160	0	0	160	222.66	0.00	0.00	222.66
		T	14225	15	0	14240	19093.23	20.10	0.00	19113.33
Small		M	14065	15	0	14080	18870.57	20.10	0.00	18890.67
		F	160	0	0	160	222.66	0.00	0.00	222.66
		T	14225	15	0	14240	19093.23	20.10	0.00	19113.33
4	(2.0-3.0)	M	10547	30	0	10577	23750.69	66.64	0.00	23817.33
		F	178	0	0	178	397.49	0.00	0.00	397.49
		T	10725	30	0	10755	24148.18	66.64	0.00	24214.82
5	(3.0-4.0)	M	3232	5	0	3237	10858.73	18.20	0.00	10876.93
		F	25	0	0	25	84.62	0.00	0.00	84.62
		T	3257	5	0	3262	10943.35	18.20	0.00	10961.55
Semi Medium		M	13779	35	0	13814	34609.42	84.84	0.00	34694.26
		F	203	0	0	203	482.11	0.00	0.00	482.11
		T	13982	35	0	14017	35091.53	84.84	0.00	35176.37
6	(4.0-5.0)	M	3625	0	0	3625	15527.99	0.00	0.00	15527.99
		F	34	0	0	34	140.71	0.00	0.00	140.71
		T	3659	0	0	3659	15668.70	0.00	0.00	15668.70
7	(5.0-7.5)	M	3426	10	0	3436	20949.15	63.18	0.00	21012.33
		F	43	0	0	43	252.37	0.00	0.00	252.37
		T	3469	10	0	3479	21201.52	63.18	0.00	21264.70
8	(7.5-10)	M	986	0	0	986	8270.01	0.00	0.00	8270.01
		F	15	0	0	15	120.53	0.00	0.00	120.53
		T	1001	0	0	1001	8390.54	0.00	0.00	8390.54

Sr. No.	Size class (In hac)		No. of Operational Holdings				Area Operated (in hac)			
			individual	joint	Instit utional	Total	individual	joint	instit utional	Total
1	2		3	4	5	6	7	8	9	10
	Medium	M	8037	10	0	8047	44747.15	63.18	0.00	44810.33
		F	92	0	0	92	513.61	0.00	0.00	513.61
		T	8129	10	0	8139	45260.76	63.18	0.00	45323.94
9	(10-20)	M	895	5	0	900	10742.38	70.80	0.00	10813.18
		F	15	0	0	15	200.88	0.00	0.00	200.88
		T	910	5	0	915	10943.26	70.80	0.00	11014.06
10	(20.0 & Above)	M	124	0	0	124	2975.46	0.00	0.00	2975.46
		F	0	0	0	0	0.00	0.00	0.00	0.00
		T	124	0	0	124	2975.46	0.00	0.00	2975.46
	Large	M	1019	5	0	1024	13717.84	70.80	0.00	13788.64
		F	15	0	0	15	200.88	0.00	0.00	200.88
		T	1034	5	0	1039	13918.72	70.80	0.00	13989.52
	All Classes	M	62452	80	0	62532	125060.74	249.91	0.00	125310.65
		F	948	0	0	948	1655.33	0.00	0.00	1655.33
		T	63400	80	0	63480	126716.07	249.91	0.00	126965.98

Source : Agricultural Census, 2010-11

Table-9**COMPARATIVE STATISTICS OF LITERACY RATE (1971-2011)**

	Particulars	1971	1981	1991	2001	2011
	1	2	3	4	5	6
	LITERACY RATE					
1.	Punjab					
A	Total	33.67	49.12	58.51	69.65	75.84
	Male	40.40	55.52	65.66	75.24	80.44
	Female	25.90	39.64	50.41	63.36	70.73
B	Scheduled Castes	16.00	23.86	41.09	56.20	64.81
	Male	22.95	33.86	49.82	63.40	70.66
	Female	8.10	16.67	31.03	48.20	58.39
II	India :					
A	Total	29.45	36.17	52.21	64.83	73.00
	Male	39.45	46.74	64.13	75.26	80.90
	Female	18.69	24.88	39.29	53.67	64.60
B	Scheduled Caste	12.77	21.38	37.41	54.68	66.10
	Male	20.04	31.12	49.91	66.64	75.20
	Female	5.06	10.93	23.76	41.90	56.46

Source – Census 2011

Table-10

DETAIL OF TOTAL vis-à-vis SC WORKERS IN PUNJAB

Sr. No	Type	Total				SC			
		Male	Female	Total (3+4)	%age to total workers	Male	Female	Total (7+8)	%age to total SC workers
1	2	3	4	5	6	7	8	9	10
I	Main Workers								
i.	Cultivator	1691777	112083	1803860	18.23	107715	17829	125544	3.95
ii.	Agricultural labourer	1013979	154042	1168021	11.80	698261	106312	804573	25.30
iii.	House Hold Industry	215971	84689	300660	3.04	51514	25468	76982	2.43
iv.	Others	4342904	835491	5178395	52.32	1270190	240880	1511070	47.52
	Total-I	7264631	1186305	8450936	85.39	2127680	390489	2518169	79.20
II	Marginal Workers								
i.	Cultivator	61582	69069	130651	1.32	10414	13187	23601	0.74
ii.	Agricultural labourer	225466	194968	420434	4.25	152186	143266	295452	9.29
iii.	House Hold Industry	33323	51977	85300	0.86	11777	16669	28446	0.89
iv.	Others	489155	320886	810041	8.18	201818	111952	313770	9.86
	Total-II	809526	636900	1446426	14.61	376195	285074	661269	20.80
III	Total Workers (I+II)	8074157	1823205	9897362	100	2503875	675563	3179438	100
IV.	Non-Workers	6565308	11280668	17845976		2136000	3544741	5680741	
V	Total (III+IV)	14639465	13103873	27743338		4639875	4220304	8860179	

Source: Census-2011

Table – 11

DISTRICT-WISE NUMBER OF VILLAGES HAVING 40% AND MORE SCHEDULED CASTES POPULATION IN PUNJAB

Sr. No	District	Rural Population						
		Total in habited Villages	Villages having 40% or more SC population	Villages having 50% or more SC population	Villages with 100% SC Population	Percentage (col. 4 to col 3)	Percentage (col. 5 to col 3)	Percentage (col. 6 to 3)
1.	2.	3.	4.	5.	6.	7.	8.	9.
1.	Amritsar	703	308	146	1	43.81	20.77	0.14
2.	Barnala	127	33	10	0	25.98	7.87	0
3.	Bathinda	279	89	28	0	31.89	10.04	0
4.	Faridkot	163	96	39	0	58.89	23.93	0
5.	Fatehgarh Sahib	442	177	88	0	40.05	19.91	0
6.	Ferozpur	955	517	383	12	54.14	40.10	1.26
7.	Gurdaspur	1515	329	187	4	21.72	12.34	0.26
8.	Hoshiarpur	1385	597	393	5	43.10	28.38	0.36
9.	Jalandhar	922	605	439	4	65.62	47.61	0.43
10.	Kapurthala	612	248	172	11	40.52	28.10	1.80
11.	Ludhiana	885	433	238	5	48.93	26.89	0.56
12.	Mansa	238	72	26	0	30.25	10.92	0
13.	Moga	319	146	58	3	45.77	18.18	0.94
14.	Patiala	895	235	97	0	26.26	10.84	0
15.	Rupnagar	591	156	96	6	26.40	16.24	1.02
16.	S.A.S. Nagar	403	99	52	1	24.57	12.90	0.25
17.	S.B.S Nagar	458	254	178	2	55.46	38.86	0.44
18.	Sangrur	564	130	47	0	23.05	8.33	0
19.	Sri Muktsar Sahib	233	146	77	1	62.66	33.05	0.43
20.	Tarntarn	479	129	46	2	26.93	9.60	0.42
	Total	12168	4799	2800	57	39.43	23%	0.47%

Village wise detail is available on www.welfarepunjab.gov.in under the link of Directorate of SCSP.

Source: Census-2011

Table-12
Caste-wise Population as per Residence and Sex with in Scheduled Caste Community in Punjab.

Sr. No.	Name of Caste	Population (Numbers)								
		Person			Male			Female		
		Total	Rural	Urban	Total	Rural	Urban	Total	Rural	Urban
1	2	3	4	5	6	7	8	9	10	11
1	Ad Dharmi	1017192	799229	217963	519947	406466	113481	497245	392763	104482
2	Balmiki, Chuhra, Bhangi	866953	521099	345854	449929	271342	178587	417024	249757	167267
3	Bangali	4690	933	3757	2436	489	1947	2254	444	1810
4	Barar, Burar, Berar	8451	1277	7174	4417	660	3757	4034	617	3417
5	Batwal, Barwala	19979	10736	9243	10473	5570	4903	9506	5166	4340
6	Bauria, Bawaria	125259	111710	13549	65107	58117	6990	60152	53593	6559
7	Bazigar	241125	190325	50800	124033	97616	26417	117092	92709	24383
8	Bhanjra	3659	2027	1632	1850	1018	832	1809	1009	800
9	Chamar, Jatia Chamar, Rehgar, Raigar, Ramdasi, Ravidasi, Ramdasia, Ramdasia Sikh, Ravidasia, Ravidasia Sikh	2078132	1450607	627525	1097815	764987	332828	980317	685620	294697
10	Chanal	97	30	67	49	13	36	48	17	31
11	Dagi	322	111	211	181	59	122	141	52	89
12	Darain	865	599	266	460	323	137	405	276	129
13	Deha, Dhaya, Dhea	10560	664	9896	5325	337	4988	5235	327	4908
14	Dhanak	89406	25650	63756	47157	13459	33698	42249	12191	30058
15	Dhogri, Dhangri, Sigg	391	112	279	207	60	147	184	52	132
16	Dumna, Mahasha, Doom	202710	134913	67797	106370	70759	35611	96340	64154	32186
17	Gagra	799	651	148	421	337	84	378	314	64
18	Gandhila, Gandil Gondola	3513	2151	1362	1825	1122	703	1688	1029	659
19	Kabirpanthi, Julaha	84711	26660	58051	44323	13851	30472	40388	12809	27579
20	Khatik	14482	1781	12701	7651	951	6700	6831	830	6001
21	Kori, koli	24921	6809	18112	13513	3578	9935	11408	3231	8177
22	Marija, Marecha	260	61	199	158	36	122	102	25	77
23	Mazhabi, Mazhabi Sikh	2633921	2152231	481690	1391552	1137275	254277	1242369	1014956	227413
24	Megh	141023	79621	61402	74331	42195	32136	66692	37426	29266

Table-12
Caste-wise Population as per Residence and Sex with in Scheduled Caste Community in Punjab.

Sr. No.	Name of Caste	Population (Numbers)								
		Person			Male			Female		
		Total	Rural	Urban	Total	Rural	Urban	Total	Rural	Urban
25	Nat	3902	821	3081	2032	421	1611	1870	400	1470
26	Od	32061	26122	5939	16725	13621	3104	15336	12501	2835
27	Pasi	39111	13461	25650	21456	7304	14152	17655	6157	11498
28	Perna	68	27	41	38	14	24	30	13	17
29	Pherera	80	45	35	47	23	24	33	22	11
30	Sanhai	359	141	218	191	75	116	168	66	102
31	Sanhal	1538	1415	123	831	763	68	707	652	55
32	Sansi, Bhedkut, Manesh	122201	89244	32957	62889	45902	16987	59312	43342	15970
33	Sansoi	456	134	322	246	66	180	210	68	142
34	Sapela	5872	1317	4555	2997	674	2323	2875	643	2232
35	Sarera	14419	12393	2026	7433	6372	1061	6986	6021	965
36	Sikligar	11807	2859	8948	6219	1489	4730	5588	1370	4218
37	Sirkiband	57555	17914	39641	30246	9372	20874	27309	8542	18767
38	Mochi	8763	581	8182	4585	308	4277	4178	273	3905
39	Mahatam, Rai Sikh	516695	498660	18035	265553	255929	9624	251142	242731	8411
	Generic Castes (Anusuchit jati etc.)	471871	311865	160006	248857	163376	85481	223014	148489	74525
	TOTAL	8860179	6496986	2363193	4639875	3396329	1243546	4220304	3100657	1119647

Source: Census-2011

Table-13

Caste-wise Literacy rate as per Residence and Sex with in Scheduled Caste Community in Punjab.

Sr. No.	Name of Caste	Literacy Rate								
		Person			Male			Female		
		Total	Rural	Urban	Total	Rural	Urban	Total	Rural	Urban
1	2	3	4	5	6	7	8	9	10	11
1	Ad Dharmi	81.5	81.3	82.2	87.2	87.3	87.1	75.5	75.2	76.9
2	Balmiki, Chuhra, Bhangi	65.9	64.5	68.0	71.5	69.8	74.0	59.9	58.7	61.7
3	Bangali	35.6	25.4	38.1	39.7	32.8	41.6	31.0	16.7	34.4
4	Barar, Burar, Berar	69.1	59.4	70.8	75.4	64.1	77.4	62.2	54.2	63.5
5	Batwal, Barwala	73.1	73.5	72.6	79.3	80.4	78.1	66.2	66.0	66.4
6	Bauria, Bawaria	43.3	44.0	37.1	51.2	52.0	44.3	34.8	35.5	29.4
7	Bazigar	57.0	56.3	59.4	67.1	66.5	69.1	46.4	45.7	49.0
8	Bhanjra	76.9	74.9	79.4	81.7	81.5	82.0	71.9	68.1	76.6
9	Chamar, Jatia Chamar, Rehgar, Raigar, Ramdasi, Ravidasi, Ramdasia, Ramdasia Sikh, Ravidasia, Ravidasia Sikh	72.8	70.5	78.0	78.6	76.4	83.6	66.2	63.8	71.7
10	Chanal	86.2	82.8	87.9	95.5	91.7	96.9	76.7	76.5	76.9
11	Dagi	72.6	72.4	72.7	78.3	80.8	77.1	65.3	63.0	66.7
12	Darain	79.2	72.9	92.7	85.7	81.6	95.2	71.9	62.4	90.2
13	Deha, Dhaya, Dhea	19.6	20.7	19.5	23.2	23.3	23.2	15.8	17.9	15.7
14	Dhanak	55.0	51.0	56.6	61.7	57.1	63.6	47.4	44.2	48.7
15	Dhogri, Dhangri, Sigg	49.1	41.6	51.9	55.8	44.7	60.2	41.9	38.1	43.4
16	Dumna, Mahasha, Doom	73.4	73.5	73.4	79.3	79.8	78.4	67.0	66.6	67.8
17	Gagra	34.3	28.9	57.9	43.2	37.8	64.3	24.3	19.4	49.0
18	Gandhila, Gandil Gondola	45.1	45.7	44.0	55.1	58.4	49.7	34.4	32.2	37.9
19	Kabirpanthi, Julaha	79.8	80.6	79.4	84.1	85.4	83.5	75.1	75.5	74.9
20	Khatik	71.6	64.0	72.6	79.1	71.8	80.1	63.1	55.2	64.2
21	Kori, koli	63.2	54.4	66.4	70.5	61.2	73.8	54.4	46.7	57.3
22	Marija, Marecha	59.6	51.0	62.1	60.1	48.4	63.6	58.6	55.0	59.7
23	Mazhabi, Mazhabi Sikh	54.5	53.2	60.5	59.3	58.0	65.3	49.1	47.7	55.3
24	Megh	69.8	62.1	79.3	76.0	70.0	83.5	62.9	53.2	74.7

Table-13
Caste-wise Literacy rate as per Residence and Sex with in Scheduled Caste Community in Punjab.

Sr. No.	Name of Caste	Literacy Rate								
		Person			Male			Female		
		Total	Rural	Urban	Total	Rural	Urban	Total	Rural	Urban
25	Nat	18.6	35.0	14.1	22.5	40.1	17.8	14.4	29.7	10.1
26	Od	47.2	46.1	51.8	55.9	55.4	58.4	37.7	36.2	44.6
27	Pasi	57.4	53.6	59.4	64.9	61.6	66.5	48.1	43.9	50.3
28	Perna	63.9	66.7	62.2	65.7	66.7	65.2	61.5	66.7	57.1
29	Pherera	48.6	18.4	84.4	68.2	35.0	95.8	15.4	0.0	50.0
30	Sanhai	45.6	49.1	43.4	58.1	62.3	55.3	31.1	33.3	29.6
31	Sanhal	60.0	58.5	77.6	69.5	68.0	85.2	49.2	47.7	67.4
32	Sansi, Bhedkut, Manesh	50.3	53.7	40.9	57.8	61.4	48.0	42.5	45.7	33.5
33	Sansoi	63.3	63.8	63.1	74.4	75.5	74.0	50.6	51.9	50.0
34	Sapela	15.5	15.4	15.6	18.5	18.9	18.4	12.3	11.6	12.6
35	Sarera	84.8	85.3	82.3	89.5	90.0	86.9	80.0	80.4	77.5
36	Sikligar	34.8	31.3	36.0	39.0	34.8	40.3	30.2	27.3	31.1
37	Sirkiband	60.6	64.3	58.9	66.5	71.4	64.3	54.0	56.6	52.8
38	Mochi	50.3	53.6	50.0	57.4	59.8	57.3	42.4	46.5	42.1
39	Mahatam, Rai Sikh	55.9	55.5	66.6	65.5	65.2	73.3	45.9	45.4	58.9

Source: Census-2011

PART-IV

GUIDELINES AND NOTIFICATIONS

**GOVERNMENT OF PUNJAB
DEPARTMENT OF WELFARE
(DIRECTORATE OF SCHEDULED CASTES SUB PLAN)**

Notification

the 10th February, 2014

No. RO(SCSP)-76/2014/ 712 The Governor of Punjab is pleased to issue the following guidelines regarding implementation of Scheduled Castes Sub Plan(SCSP) in the State :-

- (i) The SCSP size will be made proportionate to the percentage of SC population of the State out of the total Annual Plan allocation including the non-budgeted allocation on the pattern of the State Annual Plan.
- (ii) The SCSP funds will not be divertible but will be lapsable on the pattern of the State Annual Plan funds. The funds booked under SCSP can only be diverted by a committee under the Chairmanship of Secretary Welfare with one representative each from the finance and the planning departments. However, no diversion of SCSP funds will be made to the general sector.
- (iii) The department of welfare will be the nodal department for formulation and monitoring of the implementation of SCSP. In case of schemes exclusively meant for SCs, the implementing departments will formulate the schemes in consultation with the welfare department. However, in case of general plan schemes, the implementing departments will consult the welfare department only regarding the SCSP components of those schemes.
- (iv) The concerned implementing departments will be fully responsible for proper implementation of SCSP schemes/ components, audit and reconciliation of accounts for these schemes/components from the

Accountant General (Audit), Punjab and replies to the Punjab Vidhan Sabha/Public Accounts Committee and any other function which is required to be performed as a head of the department for implementation of plan schemes including the SCSP schemes/components.

- (v) The allocation under SCSP schemes/components included in the SCSP budgeted allocation will continue to be booked in the Minor Head-789-“SCP for SCs” below the major/sub-major head under the respective demand of the concerned implementing departments.
 - a) In case of non beneficiary oriented schemes, a portion equal to SC population (~32%) will be booked under SCSP.
 - b) In case of irrigation and agriculture departments, where SC beneficiaries are substantially less, only half of the portion equal to SC population (~16%) will be booked under SCSP.
 - c) The beneficiary oriented schemes will be further put under two categories. One, where the percentage of SCSP is less than portion equal to SC population (<32%) and the other, where the percentage will be equal or more than the portion equal to SC population (≥32%).
 - d) As per the guidelines of the Planning Commission, the expenditure incurred on the infrastructure created in the villages having 40% or more SC population, can be fully booked under SCSP expenditure. Therefore, under such schemes, 40% allocation will be booked under SCSP.
 - e) The percentages under SCSP schemes/components will be worked out by the welfare department in consultation with the departments based on historical data and future trend within the overall SCSP component determined on the basis of resources finalised by the Planning Commission, GOI/ Finance Department, Punjab.

- (vi) The concerned administrative departments will seek the concurrence of the welfare department in accordance with the instructions issued for the clearance of plan schemes by the planning department from time to time regarding the beneficiary oriented SCSP schemes/components, wherein, the direct benefit accrues to the individual or the families belonging to the Scheduled Castes. The identification of beneficiaries oriented schemes/components will be done by the welfare department in consultation with the implementing departments. However, the approval of both the general and Special Component Plan (now SCSP) will be accorded by the Punjab State Planning Board through the usual process being followed for the approval of Five Year/Annual Plans.
- (vii) The department of welfare will prepare as many schemes as possible directly benefitting the SC population. The planning department will endeavour to include as many schemes as possible in the Annual Plan with the requisite allocation.
- (viii) The department of welfare will enhance/reduce the scheme-wise/component-wise SCSP allocation in consultation with the departments within the revised plan size indicated by the finance department, Punjab at the time of finalisation of revised estimates/supplementary for the Plan Budget.
- (ix) The inclusion/deletion of SCSP schemes/components will be done by the welfare department in consultation with the departments within the revised plan size indicated by the finance department, Punjab at the time of finalisation of revised estimates/supplementary for the Plan Budget.
- (x) The prior approval, if required, for any issue relating to formulation of SCSP which is within the purview of the finance department as per Allocation of Business Rules will be obtained.

- (xi) The department of welfare, being the nodal department, in case faces any problem in formulation and monitoring the implementation of SCSP, will take necessary action in consultation with the department of planning and the department of finance

2. This supersedes the instructions issued vide No. 3/2/2003-SA-II/474, dated 11-3-2003 regarding implementation of Special Component Plan (Now SCSP) in the State on the basis of 'Maharashtra Model'

Chandigarh
the, 10th February, 2014

Anurag Agarwal, IAS
Secretary to Govt. of Punjab
Department of Welfare

A copy of the above is forwarded to the followings as a member of the Cabinet Sub Committee for information.

Sd/-
Secretary Welfare

To

1. Sh. Sarwan Singh Phillaur,
Jail, Tourism, Cultural Affairs, Archives and Museums
and Printing & Stationery Minister.
2. Sh. Adash Partap Singh Kairon,
Food, Civil Supplies & Consumer Affairs, Information
and Technology and Food Processing Minister.
3. Sh. Gulzar Singh Ranike,
Animal Husbandry & Fisheries, Dairy Development and Welfare of
SCs, & BCs Minister.
4. Sh. Madan Mohan Mittal,
Industries and Commerce, Technical Education and Industrial
Training and Parliamentary Affairs Minister.
5. Sh. Parminder Singh Dhindsa,
Finance & Planning Minister.

U.O. No. RO(SCSP)-76/2014/713-717

Dated 10 February , 2014

Endst. No. RO(SCSP)-76/2014/718

Dated 10 February , 2014

A copy of the above is forwarded to the Chief Secretary, Punjab for information

Sd/-
Secretary Welfare

Endst. No. RO(SCSP)-76/2014/719

Dated 10 February , 2014

A copy of the above is forwarded to the PSCM for the kind information of the Hon'ble Chief Minister, Punjab .

Sd/-
Secretary Welfare

Endst. No. RO(SCSP)-76/2014/720

Dated 10 February , 2014

A copy of the above is forwarded to the Principal Secretary, Finance w.r.t. their I.D No. 11/97/2012-5FE6/627 dated 13.12.2013 for information and necessary action .

Sd/-
Secretary Welfare

Endst. No. RO(SCSP)-76/2014/721

Dated 10 February , 2014

A copy of the above is forwarded to the Principal Secretary, General Administration, Punjab w.r.t their ID No.1/15/2014-I/Cabinet/337, dated 3-2-2014 for information.

Sd/-
Secretary Welfare

Endst. No. RO(SCSP)-76/2014/722

Dated 10 February , 2014

A copy of the above is forwarded to the Secretary, Planning w.r.t. their U.O No.1/10-SCSP-PSPB/RO(W)/2013/7994 dated 28.11.2013 for information and necessary action.

Sd/-
Secretary Welfare

Endst. No. RO(SCSP)-76/2014/723-725

Dated February , 2014

A copy of the above is forwarded to the following for information and necessary action :-

1. Secretary, Planning Commission,
Govt. of India, New Delhi.
2. Secretary to Govt. of India,
Ministry of Social Justice & Empowerment,
Shastri Bhawan, New Delhi.
3. Secretary,
National Commission for Scheduled Castes,
Lok Nayak Bhawan, Khan Market, New Delhi.

Sd/-
Secretary Welfare

A copy of the above is forwarded to all the Financial Commissioners/Principal Secretaries/Administrative Secretaries to Govt. of Punjab for information and necessary action .

Sd/-

Secretary Welfare

To

All the Financial Commissioners/
Principal Secretaries and Administrative Secretaries

U.O. No. RO(SCSP)-76/2014/726-801

Dated 10 February , 2014

Endst. No. RO(SCSP)-76/2014/802

Dated 10 February , 2014

A copy of the above is forwarded to the Director, National Commission for Scheduled Castes, State Office, Chandigarh for information and necessary action.

Sd/-

Director (SCSP)-Cum-Joint Secretary

Endst. No. RO(SCSP)-76/2014/803-807

Dated 10 February , 2014

A copy of the above is forwarded to all the Divisional Commissioners in the State for information and necessary action.

Sd/-

Director (SCSP)-Cum-Joint Secretary

Endst. No. RO(SCSP)-76/2014/808-933

Dated 10 February , 2014

A copy of the above is forwarded to all the Heads of Departments for information and necessary action.

Sd/-

Director (SCSP)-Cum-Joint Secretary

Endst. No. RO(SCSP)-76/2014/934-956

Dated 10 February , 2014

A copy of the above is forwarded to all the Deputy Commissioners in the State for information and necessary action.

Sd/-

Director (SCSP)-Cum-Joint Secretary

Endst. No. RO(SCSP)-76/2014/957

Dated 10 February , 2014

A copy along with C.D. is forwarded to the Controller, Printing & Stationery, Punjab, Chandigarh with the request to publish this notification in the Punjab State Ordinary Gazette and 200 copies of the same may kindly be supplied to this department for record.

Sd/-

Director (SCSP)-Cum-Joint Secretary

Endst. No. RO(SCSP)-76/2014/958

Dated 10 February , 2014

A copy of the above is forwarded to the Member Secretary, Punjab State Commission for Scheduled Castes, Chandigarh for information and necessary action.

Sd/-

Director (SCSP)-Cum-Joint Secretary

Endst. No. RO(SCSP)-76/2014/959-981

Dated 10 February , 2014

A copy of the above is forwarded to all the Chairmen, District Planning Committees in the State for information and necessary action.

Sd/-

Director (SCSP)-Cum-Joint Secretary

Endst. No. RO(SCSP)-76/2014/ 982-1004

Dated 10 February , 2014

A copy of the above is forwarded to all the Additional Deputy Commissioners (Dev)-cum-Nodal Officers (SCSP) in the State for information and necessary action.

Sd/-

Director (SCSP)-Cum-Joint Secretary

Endst. No. RO(SCSP)-76/2014/1005-1027

Dated 10 February , 2014

A copy of the above is forwarded to all the District Welfare Officers in the State for information and necessary action.

Sd/-

Director (SCSP)-Cum-Joint Secretary

Annexure - B

**GOVERNMENT OF PUNJAB
DEPARTMENT OF WELFARE
(DIRECTORATE OF SCHEDULED CASTES SUB PLAN)**

Notification

the 04th January, 2017

No. RO(SCSP)-76/2017/99 In partial modification of the notification issued vide No. RO(SCSP)-76/2014/712, dated 10-2-2014 regarding guidelines for the implementation of Scheduled Castes Sub Plan(SCSP) in the State, the Governor of Punjab is pleased to amend the para (ii) of the said notification to implement the revised guidelines for SCSP issued by the Planning Commission (Now NITI Aayog) on 18-6-2014, as under :-

- (ii) (a) The SCSP funds will not be divertible. The funds booked under SCSP can only be diverted by a committee under the Chairmanship of Secretary Welfare with one representative each from the finance and the planning department. No diversion of SCSP funds will be made to the general sector.
- (b) SCSP funds will be lapsable on the pattern of the State Annual Plan funds. However, the shortfall in the release of SCSP schemes/ components in any financial year shall be kept in consultation with the ADs after a gap of one financial year and this allocation will be over and above the normal allocation under such schemes/ component.

Chandigarh
the, 02nd January, 2017

Kripa Shankar Saroj, IAS
Principal Secretary to Govt. of Punjab
Department of Welfare

Endst. No. RO(SCSP)-76/2017/100

Dated: 04 January, 2017

A copy of the above is forwarded to the PSCM for the kind information of the Hon'ble Chief Minister, Punjab.

Principal Secretary Welfare

Endst. No. RO(SCSP)-76/2017/101

Dated: 04 January, 2017

A copy of the above is forwarded to the Chief Secretary, Punjab for information.

Principal Secretary Welfare

Endst. No. RO(SCSP)-76/2017/102

Dated: 04 January, 2017

A copy of the above is forwarded to the Additional Chief Secretary, Finance w.r.t. their I.D No. 15/126/14-5FE6/850017/1 dated 29.9.2016 for information and necessary action .

Principal Secretary Welfare

Endst. No. RO(SCSP)-76/2017/103

Dated: 04 January, 2017

A copy of the above is forwarded to the Principal Secretary, Planning w.r.t. their U.O No.1/20-SCSP-PSPB-YP(W)/2016/2342 dated 4.05.2016 for information and necessary action.

Principal Secretary Welfare

Endst. No. RO(SCSP)-76/2017/104

Dated: 04 January, 2017

A copy of the above is forwarded to the following for information and necessary action :-

1. Secretary, NITI Aayog,
Govt. of India, New Delhi.
2. Secretary to Govt. of India,
Ministry of Social Justice & Empowerment,
Shastri Bhawan, New Delhi.
3. Secretary,
National Commission for Scheduled Castes,
Lok Nayak Bhawan, Khan Market, New Delhi.

Principal Secretary Welfare

A copy of the above is forwarded to all the Additional Chief Secretaries/ Financial Commissioners /Principal Secretaries/ Administrative Secretaries to Govt. of Punjab for information and necessary action.

Principal Secretary Welfare

To

All the Additional Chief Secretaries/ Financial Commissioners/Principal Secretaries and Administrative Secretaries

U.O. No. RO(SCSP)-76/2017/105

Dated: 04 January, 2017

Endst. No. RO(SCSP)-76/2017/106

Dated: 04 January, 2017

A copy of the above is forwarded to the Director, National Commission for Scheduled Castes, State Office, Chandigarh for information and necessary action.

Director (SCSP)-Cum-Joint Secretary

Endst. No. RO(SCSP)-76/2017/107

Dated: 04 January, 2017

A copy of the above is forwarded to all the Divisional Commissioners in the State for information and necessary action.

Director (SCSP)-Cum-Joint Secretary

Endst. No. RO(SCSP)-76/2017/108

Dated: 04 January, 2017

A copy of the above is forwarded to the Chairman, Punjab State Commission for Scheduled Castes, Chandigarh for information and necessary action.

Director (SCSP)-Cum-Joint Secretary

Endst. No. RO(SCSP)-76/2017/109

Dated: 04 January, 2017

A copy of the above is forwarded to all the Heads of Departments for information and necessary action.

Director (SCSP)-Cum-Joint Secretary

Endst. No. RO(SCSP)-76/2017/110

Dated: 04 January, 2017

A copy of the above is forwarded to all the Deputy Commissioners in the State for information and necessary action.

Director (SCSP)-Cum-Joint Secretary

Endst. No. RO(SCSP)-76/2017/111

Dated: 04 January, 2017

A copy along with C.D. is forwarded to the Controller, Printing & Stationery, Punjab, Chandigarh with the request to publish this notification in the Punjab State Ordinary Gazette and 200 copies of the same may kindly be supplied to this department for record.

Director (SCSP)-Cum-Joint Secretary

Endst. No. RO(SCSP)-76/2017/112

Dated: 04 January, 2017

A copy of the above is forwarded to all the Chairmen, District Planning Committees in the State for information and necessary action.

Director (SCSP)-Cum-Joint Secretary

Endst. No. RO(SCSP)-76/2017/113

Dated: 04 January, 2017

A copy of the above is forwarded to all the Additional Deputy Commissioners (Dev)-cum-Nodal Officers (SCSP) in the State for information and necessary action.

Director (SCSP)-Cum-Joint Secretary

Endst. No. RO(SCSP)-76/2017/114

Dated: 04 January, 2017

A copy of the above is forwarded to all the Deputy Economic and Statistical Advisers in the State for information and necessary action.

Director (SCSP)-Cum-Joint Secretary

Endst. No. RO(SCSP)-76/2017/115

Dated: 04 January, 2017

A copy of the above is forwarded to all the District Welfare Officers in the State for information and necessary action.

Director (SCSP)-Cum-Joint Secretary

Annexure-C

Government of Punjab
Department of Welfare of Scheduled Castes, Backward Classes & Minorities
(Directorate of Scheduled Castes Sub Plan)

Notification

No. S.C.S.P.-27/2017/2435, dated 16th May 2017: The Governor of Punjab is pleased to constitute Block level vigilance and Monitoring Committee in each Block to monitor and review the schemes being implemented under Scheduled Caste Sub Plan (SCSP) and Special Central Assistance (SCA) programme. The composition of the committee will be as under:-

1.	Sub Divisional Magistrate	Chairman
2.	Block Development and Panchayat Officer	Member
3.	Tehsildar Concerned	Member
4.	Deputy Superintendent of Police concerned	Member
5.	Block level S.D.O of Powercom.	Member
6.	Child Development & Project officer	Member
7.	Senior Medical Officer Concerned	Member
8.	All Members of Block Samiti	Members
9.	Five SC non official members to be nominated by the Government out of which at least one shall be a woman member. The term of these members will be two years.	Members
10.	Tehsil Welfare Officer	Member Secretary

II. Terms and conditions of the Committee

1. The Committee will monitor and review the schemes being implemented at Tehsil/Block level under Scheduled Castes Sub Plan (SCSP) and Special Central Assistance (SCA) programme.
2. On the basis of review the committee will make firm suggestions for bringing about improvement in the Implementation of schemes/ programmes for the Welfare of SCs.
3. The meeting of the will be held after every quarter.
4. No TA/DA will be given to the non-official members.
5. The term of the Committee will depend upon the satisfaction of the Government.

6. The Committee will send the progress report on the implementation of SCSP schemes and SCA programme at the Block level to the concerned Deputy Commissioner and Director-cum-Joint Secretary, Scheduled Castes Sub Plan (SCSP).

III. This will supersede the Notification bearing No.SCSP-3/2013/3993, dated 9.9.2013.

**Chandigarh
Dated:12May2017**

**R. Venkat Ratnam, IAS,
Principal Secretary to Government of Punjab,
Department of Welfare of Scheduled Castes, Backward
Classes and Minorities**

Endst. No. S.C.S.P.-27/2017/2436-2479

Dated: 16-05-2017

A copy of the above is forwarded to followings for kind information and for necessary further action.

1. All the Deputy Commissioners in the State.
2. All the Additional Deputy Commissioners (Development) in the State.

Director (SCSP)-Cum- Joint Secretary

Endst. No. S.C.S.P.-27/2017/2480-2552

Dated: 16-05-2017

A copy is forwarded to the followings for information and further action as given below:-

1. All the Sub Divisional Magistrates in the States- through Deputy Commissioners.
2. All the Block Development & Panchayat Officers in the State- through Director, Rural Development & Panchayat, Punjab, S.A.S Nagar.
3. All the Tehsildars in the State- through Deputy Commissioners.
4. All the DSPs in the State- through Senior Superintendent of Police.
5. All the Block Level Sub Divisional Engineers of PSPCL- through Chairman-Cum-Managing Director Powercom, Patiala.
6. All the Child Development & Project Officers (CDPO) in the State- through Director, Social Security, Women & Child Department, Punjab, Chandigarh.

7. All the Senior Medical Officers in the State- through Director Health Service, Punjab, Chandigarh.
8. All the Members of Block Samities in the State- through Director, Rural Development & Panchayat, Punjab, S.A.S Nagar.
9. All the Tehsil Welfare Officers in the State- through Director, Scheduled Castes, Backward Classes and Minorities, Punjab, Chandigarh.

Director (SCSP)-Cum- Joint Secretary

Copy to:

1. PA/Director-cum-joint Secretary
2. All Deputy Director, SCSP.

Annexure-D

Government of Punjab
Department of Welfare of Scheduled Castes, Backward Classes & Minorities
(Directorate of Scheduled Castes Sub Plan)

Notification

No. S.C.S.P.-9/2017/2610, dated 22nd May, 2017: The Governor of Punjab is pleased to constitute District Level Vigilance and Monitoring committee in each District in the State to review the implementation of the schemes under Scheduled Castes Sub Plan (SCSP) and Special Central Assistance (SCA) programmes. as under:-

- | | | |
|-----|--|------------------|
| 1. | Chairperson, District Planning Committee of the respective district. | Chairperson |
| 2. | Deputy Commissioner. | Vice Chairman |
| 3. | All the members of the Punjab Vidan Sabha of the District concerned. | Member |
| 4. | Director (SCSP)-cum-joint Secretary, or his representative. | Member |
| 5. | District Heads of all the departments concerned with the Scheduled Castes Sub Plan (SCSP) | Member |
| 6. | Chairman, Zila Prishad | Member |
| 7. | Mayor, Municipal Corporation (where Municipal Corporation) | Member |
| 8. | All the Presidents of the Local Bodies in the district. | Member |
| 9. | Deputy Economic & Statistical Advisor of the District concerned. | Member |
| 10. | Concerned District Welfare Officer | Member |
| 11. | Five non-official SC members to be nominated by the Government, out of which at least one shall be a woman member. (The term of members will be two years) | Member |
| 12. | A reputed Non Government organization working for in the Welfare of SCs to be nominated by the concerned Deputy Commissioner with the approval of Department of Welfare. | Member |
| 13. | Additional Deputy Commissioner (Dev.) | Member Secretary |

II. Terms and conditions of District Level Vigilance Monitoring Committee.

1. Committee will monitor & review the Financial and Physical progress made by different implementing departments with the funds allocated to the district by implementing departments. District Level Vigilance & Monitoring Committee will

send its monitoring/review report to Director(SCSP)-cum-Joint Secretary from time to time.

2. On the basis of review report, the committee will make firm suggestions for bringing about improvement in Implementation of schemes/programmes for the Welfare of SCs.
3. The Committee will formulate the development schemes related to various departments for the welfare of SCs residing in rural and urban areas of their concerned District keeping in view the felt needs of SCs and make recommendation for inclusion of these schemes in the State Plan and copy of the same will be send to Welfare Department (SCSP).
4. The Committee will meet four times in a year i.e. after the every quarter.
5. District Welfare Officer will provide Secretriate services to the member Secretary for meetings of the committee and other related work.
6. The headquarters of the district concerned will be the headquarters of the committee.
7. No TA/DA will be given to the non-official members.
8. The term of the Committee will depend upon satisfaction of the Government.

III. This will supersede the Notification bearing No. 3/45/09RC-6/174, dated 8.1.2010.

**Chandigarh
Dated:19 May, 2017**

**R. Venkat Ratnam, IAS,
Principal Secretary to Government of Punjab,
Department of Welfare of Scheduled Castes,
Backward Classes and Minorities**

Endst. No. S.C.S.P.-9/2017/2611

Dated: 22-05-2017

A copy is forwarded to the Private Secretary/ Minister for Welfare of Scheduled Castes, Backward Classes and Minorities, Punjab for kind information of Hon'ble Minister for Welfare of Scheduled Castes, Backward Classes and Minorities, Punjab.

Director (SCSP)-Cum- Joint Secretary

Endst. No. S.C.S.P.-9/2017/2612

Dated: 22-05-2017

A copy is forwarded to the Private Secretary/ Principal Secretary, Welfare of Scheduled Castes, Backward Classes and Minorities, Punjab for kind information of Hon'ble Principal Secretary, Welfare of Scheduled Castes, Backward Classes and Minorities, Punjab.

Director (SCSP)-Cum- Joint Secretary

Endst. No. S.C.S.P.-9/2017/2613-3006

Dated: 22-05-2017

A copy is forwarded to all the concerned for information and further action as given below:-

1. All the Chairpersons, District Planning Committees in the State.
2. All the Deputy Commissioners in the State.
3. All the Members of Punjab Vidhan Sabha of concerned district.
4. All the heads of the departments concerned with SCSP.
5. Chairpersons of all the Zila Prishads in the State.
6. Mayors of all the Municipal Corporations in the State.
7. Presidents of all the Local Bodies in the districts.
8. All the Deputy Economic & Statistical Advisors in the State.
9. All the District Welfare Officers in the State.
10. All the Additional Deputy Commissioners (Dev.) in the State.

Director (SCSP)-Cum-Joint Secretary

Copy to:

1. PA/Director-cum-Jjoint Secretary
2. All Deputy Director, SCSP.

Annexure-E

Extract from the guidelines of Ministry of Finance sent to all Chief Secretaries of the States vide No.F.1(16)B(AC)/2011 dated 23.8.2016

“Earmarking of funds for Scheduled Castes Sub Plan (SCSP) and Tribal Sub Plan (TSP)

66. The present system of earmarking of funds for the Scheduled Castes and the Scheduled Tribes viz. Tribal Sub Plan (TSP) and Scheduled Castes Sub Plan (SCSP) is done on the basis of allocation of a certain percentage of Plan allocation of Ministries/Departments. ***The percentage allocation by different Ministries/departments for TSP/SCSP is as per earmarking decided by the erstwhile Planning Commission and is further distributed amongst the various plan schemes implemented by the Ministry.*** The percentage earmarking of SCSP/TSP so allocated varies from Ministry to Ministry keeping in view the scope of their schemes and their role in such social interventions. Certain Departments, such as Department of Space, where expenditure can't be attributed to an individual were totally excluded from SC/ST provisions. With the removal of distinction between plan and non-plan, the allocation for SCSP/TSP will need to be based as a percentage of total schemes allocations, including both plan and non-plan provisions (for both Central sector and centrally sponsored schemes in the case of the Centre and similarly for both centrally sponsored schemes and state government schemes at the level of the State Governments). The present percentage allocation to different Ministries /Departments was done by the erstwhile Planning Commission in a manner that ensured earmarking in proportion to the ratio of the Scheduled Caste and Scheduled Tribe populations, while ensuring overall 22.5 percent of the plan allocation (15% for Scheduled Castes and 7.5% for Scheduled Tribes).

67. In this regard, doubts have been raised by some State Governments and Financial Advisers that with the merger of plan and non-plan allocations, the quantum of allocation for schemes will be higher in those cases where non-plan provisions also form part of a scheme or in case where separate non-plan schemes are in existence. To take care of such potential imbalance and ameliorate the problem of unrealistic earmarking of funds for SCSP/TSP, the following are suggested:-

- (i) SCSP/TSP is the key instrumentality for ensuring adequate public outlays for SCs/STs. Hence, while giving flexibility Ministries/ Departments to classify scheme outlays as Scheduled Caste Component/Tribal component, it would also be clearly mandated that the percentage share of SC/ST components of scheme allocations in the Ministry/ Department's budgetary outlay should not be lower than the level provisioned in Budget estimates of 2015-16 and 2016-17 (average of absolute level of expenditures on SC/ST to the total plan allocation at BE stage) would be considered.
- (ii) The exclusion of demands related to complete Ministry/ Department, or specific schemes, therein from such mandatory provision would be specifically spelt out by Ministry of Finance. A suggested list of such excluded Ministries/Departments based on nature of their operations and the scope of their interventions for SC and STs could be Atomic Energy, Civil Aviation, Coal, Communications & IT. Corporate Affairs, Defence, Earth Sciences, External Affairs, Finance, Heavy Industry & Public Enterprises, Information & Broadcasting, Mines, New & Renewable Energy, Personnel, Petroleum & Natural Gas, Power, Road Transport & Highways, Science & Technology, Shipping, Space, Statistics & Programme Implementation, Steel, Urban Development, Water Resources,

Railways, etc. Certain expenditures such as Establishment (earmarking taken care at recruitment stage itself), equity support, Finance Commission grants to States, etc, would also be excluded from SC/ST earmarking.

- (iii) For the existing schemes the concerned Governments may review the percentage allocation for each Ministry/Department. The percentage earmarking for the allocation for each Ministry/Department may be worked out considering the scope of each of their schemes for such earmarking. For the Centre, the existing arrangement of Ministry/Department wise SC/ST allocations along with the specific percentage allocation as well as those exempted from such mandatory earmarking will be reviewed keeping in view the trends/changes in allocations post the winding up of the Planning Commission.
- (iv) The SC/ST allocation would be essentially confined to Central sector and CSS. With the removal of distinction between Plan and Non Plan, the allocation for SCSP/TSP will need to be based as a certain % of scheme allocations in the identified Demands for Grants With non plan component inflating the denominator, the actual SC/ST earmarking would need to equal atleast average of absolute level of expenditures on SC/ST to the total Plan allocation at BE stage in those years;
- (v) After deciding the list of exclusions allocations for SC/ST components will be earmarked from the eligible provisions on central sector schemes and centrally sponsored schemes. The 2016-17 ratio of expenditure for SC/ST as % total scheme expenditure would be maintained, if not increased further on immediate basis to make it at least 22.5% of the total provisions.

State Governments will, as per their practice, be free, subject to NITI advice in para 68 below, to devise their own norms for earmarking, the fund for SC and ST components, subject to compliance with Centre's directives/allocations in case of centrally sponsored schemes."

68. NITI has further suggested to take note of the following while finalizing the guidelines on earmarking of funds for the SC/ST:

While finalizing the guidelines for earmarking of funds for the SC/ST, NITI has suggested that the following may be taken into account by both Centre and the states.

- (i) Need to create a facilitation mechanism/ administrative structure for the identified nodal Ministry/Department which would be entrusted with the task of monitoring the SCSP and TSP;
- (ii) Either the Finance Department or the Departments dealing with the Welfare of the Scheduled Castes and Scheduled Tribes may be the nodal agency for monitoring of SCSP/TSP at the State/UT level;
- (iii) Appropriate instructions be issued to States/UTs to reflect budgetary provisions in the State budgets of various Departments with provision for collating such provisions as an aggregate;
- (iv) Instructions be issued to Central Ministries/states to follow the prescribed reporting systems and collation of such information from all sources at one single control/responsibility point. Instructions should also include following of the guidelines issued by the erstwhile Planning Commission/NITI Aayog regarding formulation and implementation of sub-plans.
- (v) An e-Governance system be in place for reporting and monitoring system (both in terms of financial expenditure and outcomes)"

**GOVERNMENT OF PUNJAB
DEPARTMENT OF WELFARE
(WELFARE CELL NON-PLAN)**

Notification

Chandigarh, dated 15 May, 2015

No.3/40/15-WC2/615 The Governor of Punjab is pleased to constitute 'District Level Scrutiny Committee' in each district for scrutinising the proposals received from Non-Government Organisations for socio-economic and educational development of Scheduled Castes before sending the same to Director, Welfare of Scheduled Castes and Backward Classes and Director Scheduled Castes Sub Plan:-

1	Additional Deputy Commissioner (Dev.) of the concerned district.	Chairperson
2	District head of the concerned department.	Member
3	Mother NGO of the district/SOSVA	Member
4	NGO (whose proposal is to be considered).	Member
5	District Welfare Officer	Member Secretary

The terms and references of the committee:-

- I. District Welfare Officer of the concerned district, being Member Secretary of the committee, will present the proposals to the committee received from the Non-Government Organisations concerned with the welfare of SCs.
- II. The concerned Member Secretary (District Welfare Officer) will ensure that the committee meets four times in a year (once in each quarter).
- III. In case any spot verification is required, Chairman of the committee will constitute a Sub Committee consisting of any two members of the committee. No single member of the committee will make any verification.
- IV. The committee, after scrutinizing the proposal received from Non-Government Organisations, will recommend the proposals for the scheme implemented by Ministry of Social Justice & Empowerment, Govt. of India to Directorate of Welfare of SCs & BCs and for the proposals relating to Special Central Assistance to Directorate of Scheduled Castes Sub Plan.
- V. The term of the committee will depend upon satisfaction of the Govt.

Dated 15 May, 2015
Place: Chandigarh.

Seema Jain, IAS
Secretary to Govt. of Punjab
Department of Welfare SCs & BCs.

No.3/40/15-WC2/616

Dated: 15 May, 2015

A copy of the above is forwarded to Private Secretary/Welfare Minister for information of Hon'ble Welfare Minister.

Sd/-

Special Secretary, Welfare

No.3/40/15-WC2/617

Dated:15 May, 2015

A copy of the above is forwarded to Private Secretary/Secretary Welfare for information of Hon'ble Secretary Welfare.

Sd/-

Special Secretary, Welfare

No.3/40/15-WC2/618

Dated:15 May, 2015

A copy of the above is forwarded to Director Welfare of SCs & BCs Punjab, Chandigarh for information and necessary action.

Sd/-

Special Secretary, Welfare

No.3/40/15-WC2/619

Dated: 15 May, 2015

A copy of the above is forwarded to Director Scheduled Castes Sub Plan, Punjab, Chandigarh for information and necessary action.

Sd/-

Special Secretary, Welfare

No.3/40/15-WC2/620

Dated: 15 May, 2015

A copy of the above is forwarded to all the District Welfare Officers of the State for information and necessary action.

Sd/-

Special Secretary, Welfare

No.3/40/15-WC2/620-A

Dated: 15 May, 2015

A copy of the above is forwarded to all the Additional Deputy Commissioners (Dev) of the State for information and necessary action.

Sd/-

Special Secretary, Welfare

**Government of Punjab
Department of Welfare
(Directorate of Scheduled Castes Sub Plan)**

To

1. Chief Secretary, Punjab.
2. All Additional Chief Secretaries/Financial Commissioners/ Principal Secretaries/Administrative Secretaries to Govt. of Punjab
3. Commissioners of Divisions.
4. All Heads of Departments.
5. All Managing Directors/Executive Directors/Secretaries of Boards/Corporations/Organisations.
6. Registrar, Punjab and Haryana High Court.
7. All Deputy Commissioners.
8. All Additional Deputy Commissioners (Dev.).
9. All Sub Divisional Magistrates.

Memo No: DD3 (SCA)/137/ 2015/5311

Dated: 8th October, 2015

Subject:- Revision of income limit for SC beneficiaries living below the poverty line from today- Notification of new income limits for rural/urban areas.

Please refer to the subject cited above.

2. As you are aware that Special Central Assistance (SCA) to Scheduled Castes Sub Plan (100% grant) is given to the Scheduled Castes families living below the poverty line so that they are able to cross the povety line. At present, the SC BPL families under Special Central Assistance programme are selected out of the BPL lists prepared by the Department of Rural Development & Panchayats and State Urban Development Authority in the years 2002 and 2004, respectively. These BPL lists, prepared long time back, have almost exhausted and it has become difficult to find out SC BPL families as most of SC families included in these lists have already taken the benefit of SCA under one scheme or the other.

3. On the request of the Govt. of Gujrat, Ministry of Social Justice & Empowerment (Department of Social Justice & Empowerment), Govt. of India vide its letter No:12014-39/1999-SCD-IV dated 30.7.2015 has advised the States of Gujrat, Bihar and Jharkhand to decide the

income ceiling for BPL for their bankable and non-bankable schemes as per poverty estimates revised periodically by the NITI Ayog (formerly Planning Commission).

4. On the basis of above advice, Punjab Govt. has decided to revise the income limit for SC BPL families as per the poverty estimates (per capita income) released by NITI Ayog for the State of Punjab in June, 2014. On the basis of per capita income estimates of NITI Ayog, the annual income limit for the SC BPL families living in the rural areas of Punjab works out to Rs. 67,649/- and for urban areas, it works out to Rs. 88,756/-.

5. In view of the above decision, it is requested that from today onwards, to provide the benefit of Special Central Assistance, the selection of SC BPL families may be done on the basis of the above mentioned annual income limits, decided by the State Govt. both for rural and urban areas. To say that, from today onwards, the annual limit of SC BPL families stands revised and for all the concerned schemes being run by various Departments/Organizations of Punjab Govt., this limit is prescribed in Punjab State. A self declaration may be obtained from the beneficiary as proof of his/her annual family income.

6. This issues with the approval of the Hon'ble Welfare Minister, Punjab.

**Kirpa Shankar Saroj, IAS,
Secretary Welfare**

Endst. No: DD3 (SCA)/137/ 2015/5312

Dated: 8.10.2015

A copy is forwarded to Sh. B.L. Meena, IAS, Joint Secretary to Govt. of India, Ministry of Social Justice & Empowerment with reference to their letter No. 12014-39/1999-SCD-IV dated 30.7.2015 written to the Govt. of Gujrat, Bihar and Jharkhand and in continuation of this office Memo No. SCSP (SCA)/DD3-16(iv)/2015/5197 dated 26.9.2015.

sd/--

Secretary Welfare

Endst. No: DD3 (SCA)/137/ 2015/ 5313

Dated: 8.10.2015

A copy is forwarded to the Convener, State Level Bankers Committee (SLBC), Lead Bank (Punjab National Bank) Sector-17, Chandigarh for information and necessary action.

sd/--

Secretary Welfare

Endst. No: DD3 (SCA)/137/ 2015/ 5314

Dated: 8.10.2015

A copy is forwarded to the Chief General Manager, NABARD, Sector-34-A, Chandigarh for information and necessary action.

sd/--

Secretary Welfare

Endst. No: DD3 (SCA)/137/ 2015/ 5315

Dated: 8.10.2015

A copy is forwarded to the Member Secretary, Punjab State Legal Services Authority, Sector-17, Chandigarh for information and necessary action.

sd/--

Secretary Welfare

Endst. No: DD3 (SCA)/137/ 2015/ 5316

Dated: 8.10.2015

A copy is forwarded to the Chairman, Punjab State Commission for Scheduled Castes, Punjab for information.

sd/--

Secretary Welfare

Endst. No: DD3 (SCA)/137/ 2015/ 5317

Dated: 8.10.2015

A copy is forwarded to Principal Secretary to Chief Minister, Punjab for the kind information of Hon'ble Chief Minister, Punjab.

sd/--

Secretary Welfare

Endst. No: DD3 (SCA)/137/ 2015/ 5318

Dated: 8.10.2015

A copy is forwarded to PS/Welfare Minister, Punjab for the kind information of Hon'ble Welfare Minister, Punjab.

sd/--

Secretary Welfare

**Government of Punjab
Department of Welfare
(Directorate of Scheduled Castes Sub Plan)**

To

1. All the Heads of Department.
2. All Additional Deputy Commissioners (Development).
3. All District Welfare Officers.

Memo No: D.D.3(SCA)/137/2015/6439

Dated: 30th December, 2015

Sub:- Regarding income limit of families of beneficiaries covered under training schemes implemented under Special Central Assistance.

Refer to this department Memo No. D.D.3(SCA)/137/2015/5311 dated 8.10.2015 on the subject cited above.

2. Vide letter under reference annual income limit of Scheduled Castes families living below the poverty line covered under Special Central Assistance schemes was revised to Rs. 67,649/- for rural areas and Rs. 88,756/- for urban areas. Now it has been decided by the Welfare Department that under the training schemes implemented with Special Central Assistance, if the beneficiaries are not available as per above income limits, admission may be given to those candidates whose annual family income is upto Rs. 2.50 lac. Therefore, after giving admission to the BPL SC candidates with new income limits on 1st preference basis under training programmes of Special Central Assistance, if the seats remain vacant then those candidates may be considered for admission whose annual family income is upto Rs. 2.50 lac. This relaxation will not be applicable on the subsidy schemes under SCA.

3. This issues with the approval of the Hon'ble Welfare Minister, Punjab.

sd/--

Director (SCSP)-cum-Joint Secretary

Endst. No: D.D.3(SCA)/137/2015/6440

Dated: 30th December, 2015

A copy of the above is forwarded to all the Additional Chief Secretaries/Financial Commissioners/Principal Secretaries/Administrative Secretaries for information and necessary action.

sd/--

Director (SCSP)-cum-Joint Secretary

Endst. No: D.D.3(SCA)/137/2015/6441

Dated: 30th December, 2015

A copy of the above is forwarded to PS/Welfare Minister for kind information of Hon'ble Welfare Minister, Punjab.

sd/--

Director (SCSP)-cum-Joint Secretary

Endst. No: D.D.3(SCA)/137/2015/6442

Dated: 30th December, 2015

A copy of the above is forwarded to PS/Secretary Welfare for kind information of Hon'ble Secretary Welfare.

sd/--

Director (SCSP)-cum-Joint Secretary